



US00D868044S

(12) **United States Design Patent** (10) **Patent No.:** **US D868,044 S**
Doe (45) **Date of Patent:** **** *Nov. 26, 2019**

(54) **COVER FOR WIRELESS SIGNAL BOXES**

(71) Applicant: **Doetaylor Limited**, London (GB)

(72) Inventor: **Andrew Doe**, London (GB)

(73) Assignee: **Doetaylor Limited**, London (GB)

(*) Notice: This patent is subject to a terminal disclaimer.

(**) Term: **15 Years**

(21) Appl. No.: **29/608,139**

(22) Filed: **Jun. 19, 2017**

(30) **Foreign Application Priority Data**

May 4, 2017 (EM) 003933480-0002

(51) **LOC (12) Cl.** **14-03**

(52) **U.S. Cl.**
USPC **D14/230**

(58) **Field of Classification Search**
USPC D3/201, 218, 226, 227, 247, 249, 250,
D3/269, 303; D13/103, 107, 108, 119;
D14/125, 137, 138 R, 138 AA, 138 C,
D14/138 G, 172, 192, 140.1-140.6,
D14/203.3-203.7, 217, 230, 238.1, 247,
D14/248, 250-253, 440, 447, 496;
D24/123, 204, 205; D30/161; D7/550,
D7/553.7, 554.3, 554.4
CPC H04B 1/3888; H04M 1/0283; H04M 1/0202;
A45C 1/06; A45C 2011/002; A45C 11/00;
A45F 2005/028; A45F 2200/0525
See application file for complete search history.

(56) **References Cited**

U.S. PATENT DOCUMENTS

2,814,427 A * 11/1957 Emery B65D 1/34
206/519
D264,791 S * 6/1982 Cont D3/314

D288,396 S * 2/1987 Ritman D7/554.3
D363,662 S * 10/1995 Plater D3/304
D376,367 S * 12/1996 Mailandt D14/230
D386,186 S * 11/1997 Schnetzer D14/230
D415,656 S * 10/1999 Henry D7/354
D432,361 S * 10/2000 Jenkins D7/554.3
D432,866 S * 10/2000 Harrison D7/545
D480,712 S * 10/2003 Noro D14/230
D489,226 S * 5/2004 De Neubourg D7/554.3
D550,659 S * 9/2007 Noro D14/230
D619,361 S * 7/2010 Andre D3/269
D639,000 S * 5/2011 Weber D30/161
D641,327 S * 7/2011 Falakfarsa D14/125
D643,712 S * 8/2011 Samartgis D9/424
D673,533 S * 1/2013 Ennabli D14/230
D687,679 S * 8/2013 Mikulka D7/553.2
D714,452 S * 9/2014 Koski D24/169
D719,153 S * 12/2014 Lim D14/356

(Continued)

Primary Examiner — Susan E Krakower
Assistant Examiner — L. A. Grabenstetter
(74) *Attorney, Agent, or Firm* — Levy & Grandinetti

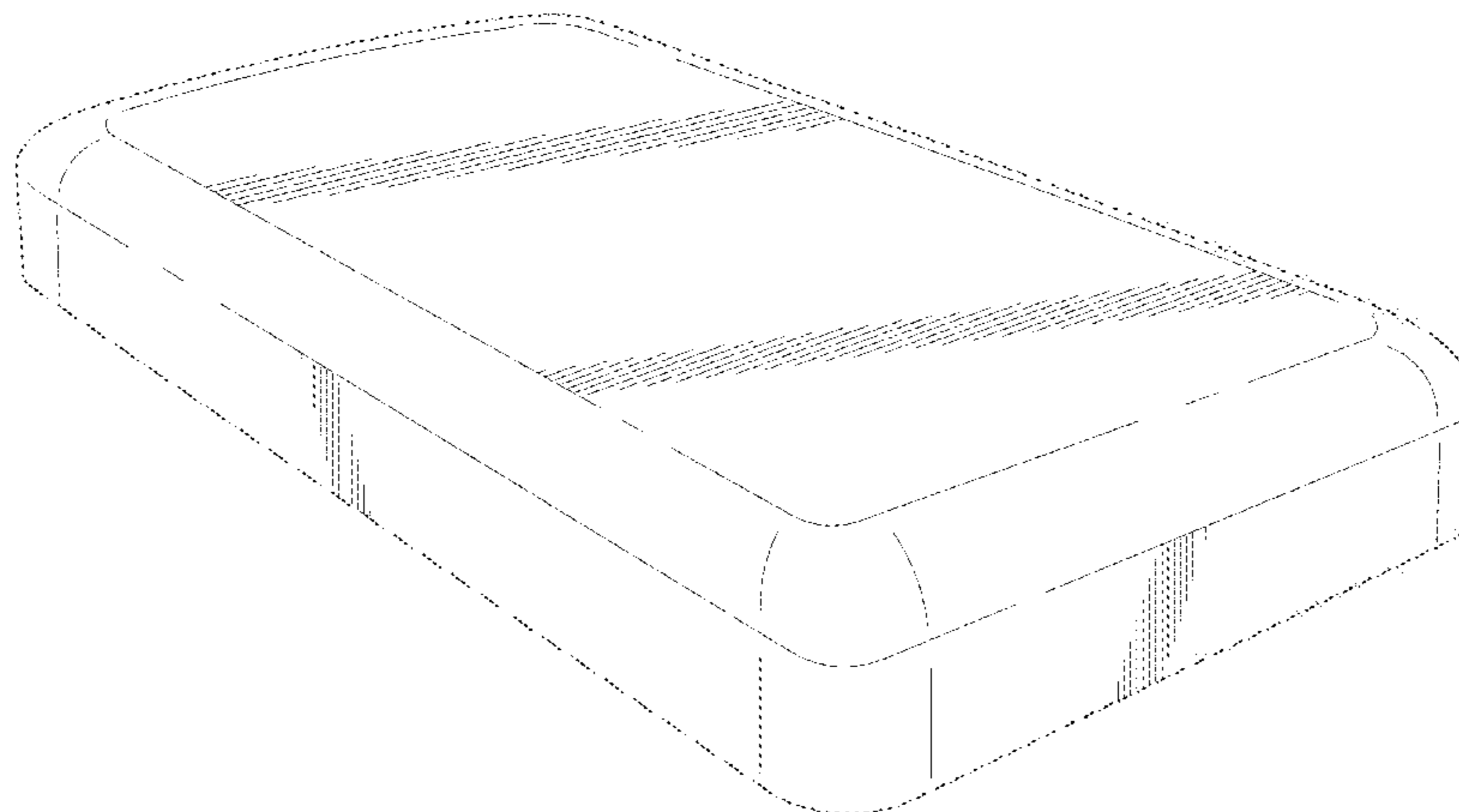
(57) **CLAIM**

The ornamental design for a cover for wireless signal boxes, as shown and described.

DESCRIPTION

FIG. 1 is a front perspective view of a cover for wireless signal boxes;
FIG. 2 is a rear perspective view of the cover for wireless signal boxes of FIG. 1;
FIG. 3 is a front view of the cover for wireless signal boxes of FIG. 1;
FIG. 4 is a rear view of the cover for wireless signal boxes of FIG. 1;
FIG. 5 is a short side or end view of the cover for wireless signal boxes of FIG. 1; and,
FIG. 6 is a long side view of the cover for wireless signal boxes of FIG. 1.

1 Claim, 6 Drawing Sheets



(56)

References Cited

U.S. PATENT DOCUMENTS

D738,719 S	*	9/2015	Breton	D9/425
D743,359 S	*	11/2015	Tatem	D14/125
D749,062 S	*	2/2016	Callas	D14/230
D767,940 S	*	10/2016	Gross	D7/554.3
D774,023 S	*	12/2016	Fariello	D14/230
D779,497 S	*	2/2017	Meng	D14/440

* cited by examiner

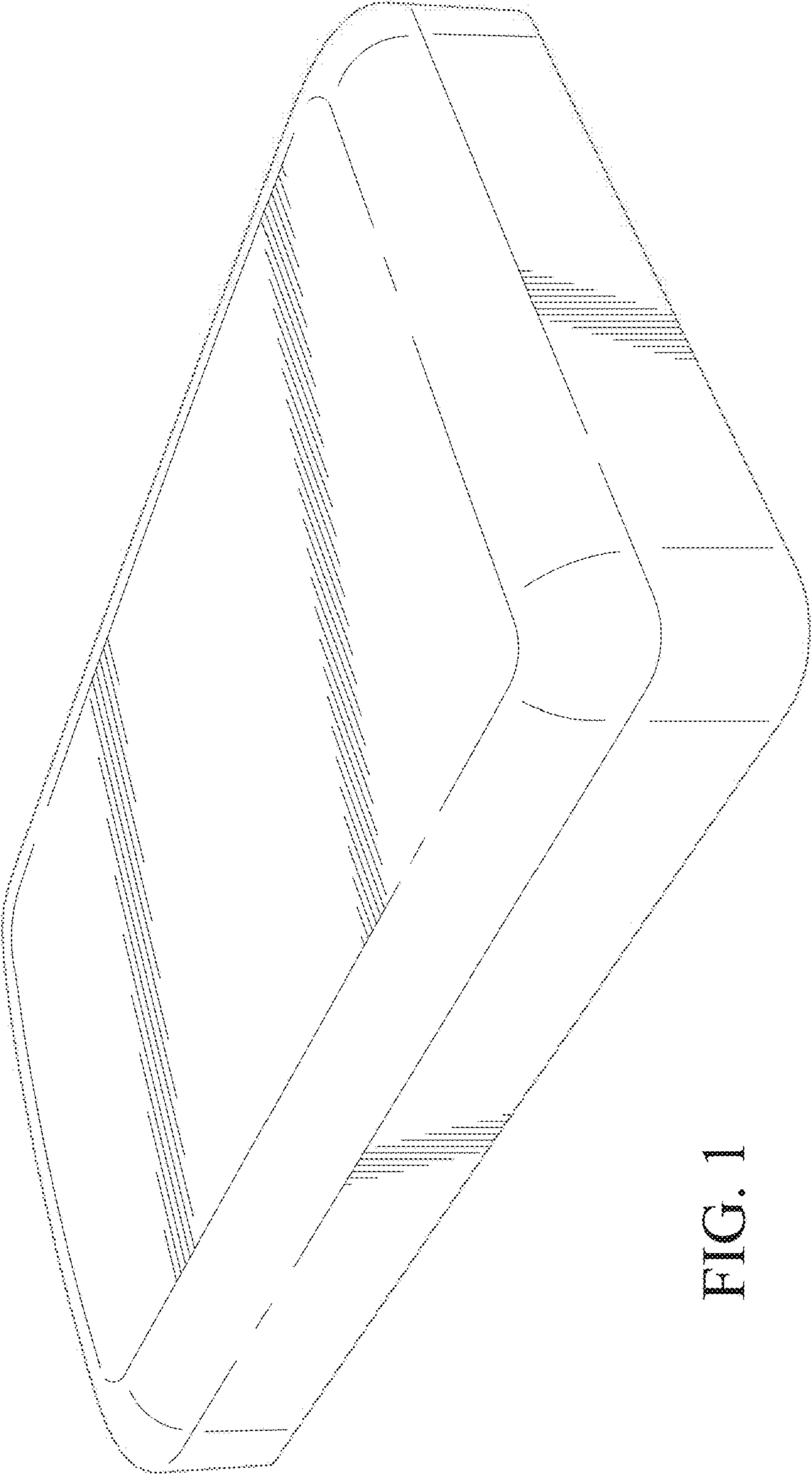


FIG. 1

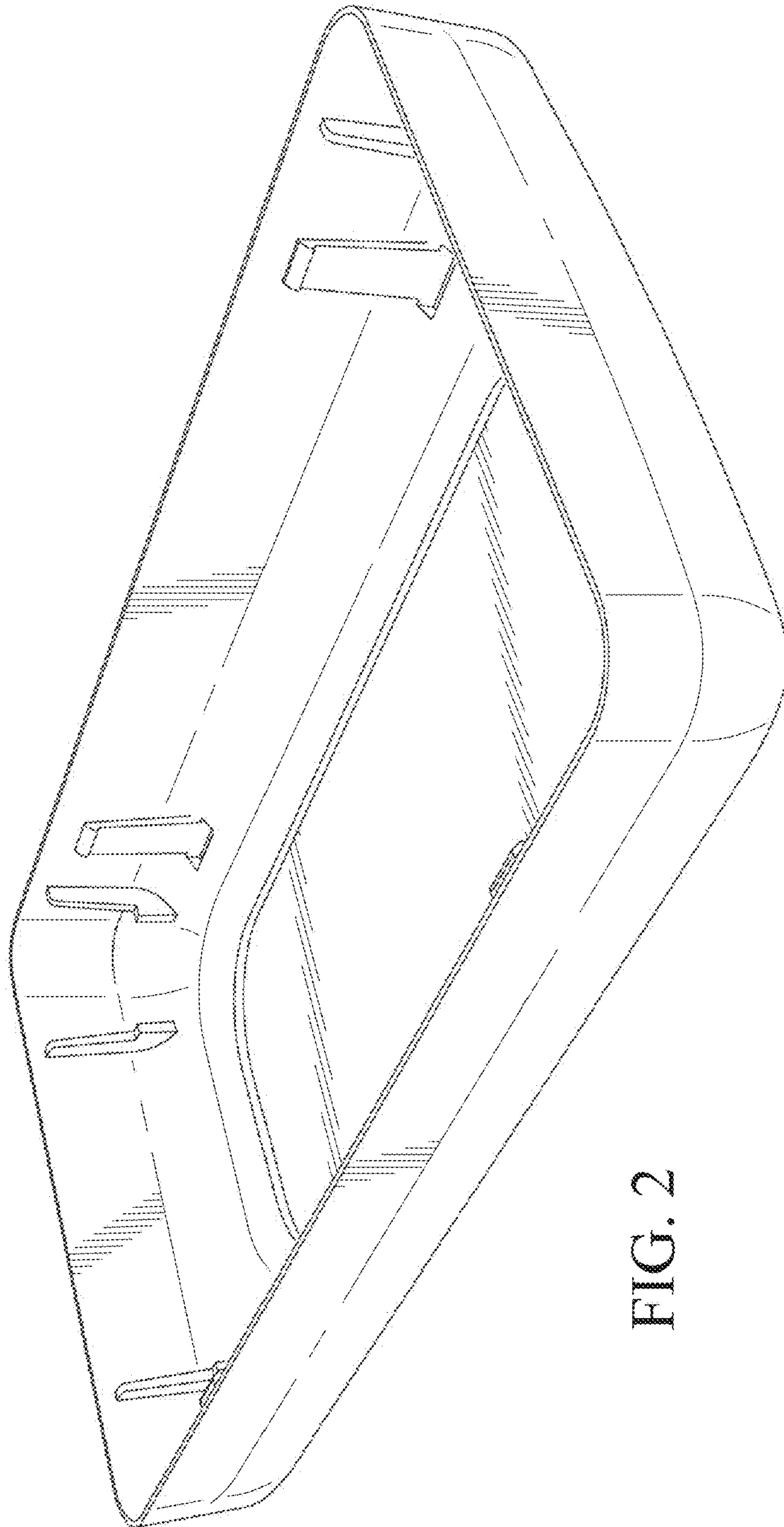


FIG. 2




FIG. 3

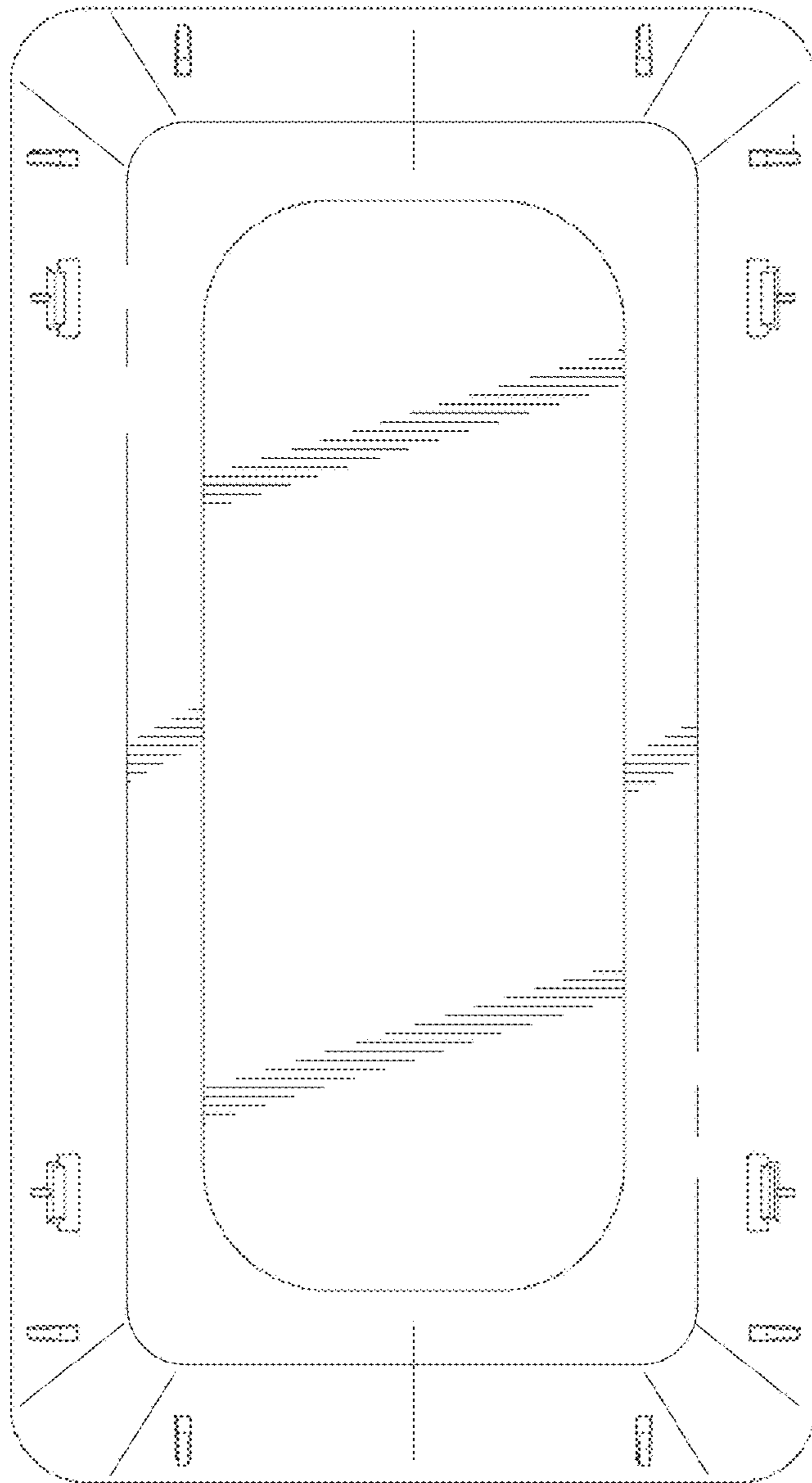


FIG. 4




FIG. 5




FIG. 6