



US00D867980S

(12) **United States Design Patent** (10) **Patent No.:** **US D867,980 S**  
**Farinelle et al.** (45) **Date of Patent:** **\*\* Nov. 26, 2019**

(54) **TIRE** D425,457 S 5/2000 Gillard et al. .... D12/146  
D425,830 S \* 5/2000 Young ..... D12/602  
(71) Applicant: **The Goodyear Tire & Rubber Company, Akron, OH (US)** D427,552 S 7/2000 Young ..... D12/147  
(Continued)

(72) Inventors: **Corentin Eric Ghislain Farinelle, Breuvanne (BE); Jean-Julien Edouard Ghislain Krier, Bastogne (BE); Georges Gaston Feider, Bettborn (LU)** OTHER PUBLICATIONS  
U.S. Appl. No. 29/617,249, filed Sep. 13, 2017, Goodyear.  
(Continued)

(73) Assignee: **The Goodyear Tire & Rubber Company, Akron, OH (US)** *Primary Examiner* — Robert M. Spear  
(74) *Attorney, Agent, or Firm* — Robert N. Lipsik

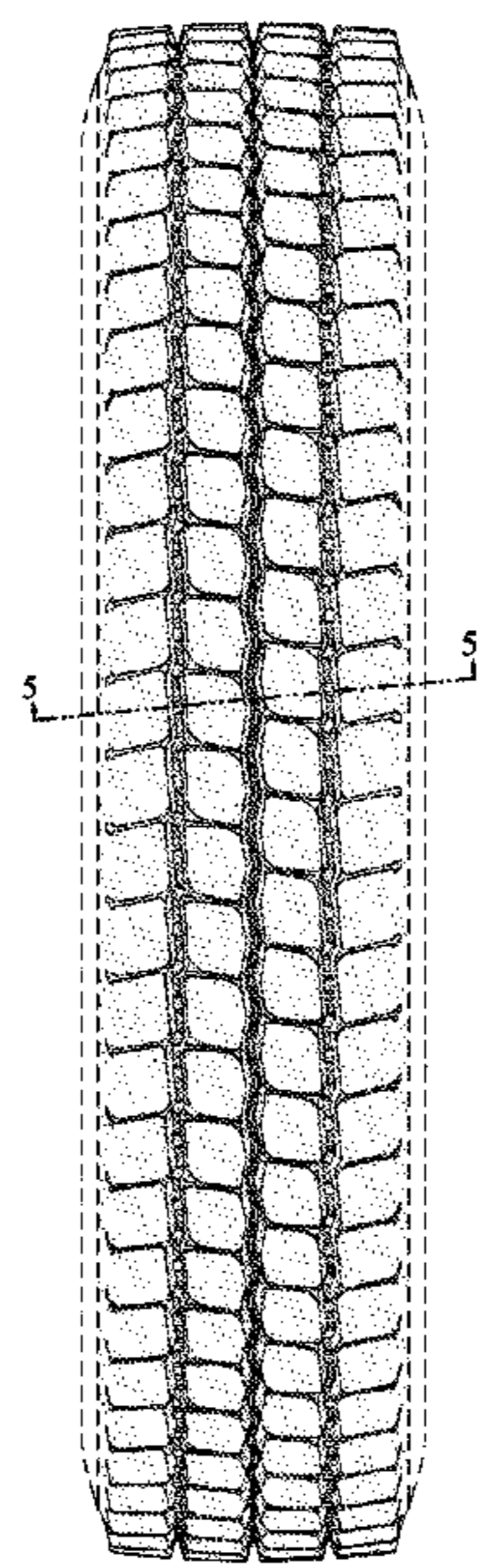
(\*\*) Term: **15 Years** (57) **CLAIM**  
The ornamental Design for a tire, as shown and described.

(21) Appl. No.: **29/650,189** **DESCRIPTION**  
(22) Filed: **Jun. 5, 2018** FIG. 1 is a perspective view of a tire showing our new design, it being understood that the pattern repeats uniformly throughout the circumference of the tread;  
(51) **LOC (12) Cl.** ..... **12-15** FIG. 2 is a front elevational view thereof;  
(52) **U.S. Cl.** FIG. 3 is a right side elevational view thereof; the left side elevational view being identical thereto;  
USPC ..... **D12/602** FIG. 4 is an enlarged fragmentary front elevational view thereof;  
(58) **Field of Classification Search** FIG. 5 is a cross-sectional view taken along line 5-5 of FIG. 2.  
USPC ..... D12/544, 545, 571, 574, 579, 580, 594, D12/596, 597, 600, 602, 605  
CPC ..... B60C 11/11  
See application file for complete search history.

(56) **References Cited**  
U.S. PATENT DOCUMENTS  
D313,778 S \* 1/1991 Kobayashi ..... D12/579  
D336,453 S 6/1993 Patel ..... D12/146  
D380,715 S 7/1997 Harris et al. .... D12/147  
D383,716 S 9/1997 Brown et al. .... D12/147  
D390,818 S 2/1998 de Barsy et al. .... D12/147  
D409,955 S 5/1999 de Barsy ..... D12/146  
D414,449 S 9/1999 Schuster ..... D12/146  
D420,956 S 2/2000 Rodicq et al. .... D12/147  
D421,732 S \* 3/2000 Fierro ..... D12/596

FIG. 6 is a perspective view of a second embodiment of a tire showing our new design, it being understood that the interior of the tire forms no part of the claim, that the pattern repeats uniformly throughout the circumference of the tread and that the opposite side view is identical thereto; and, FIG. 7 is a front elevational view of a second embodiment, it being understood that an enlarged fragmentary view thereof would be substantially identical to that shown in FIG. 4, with the exception of the inclusion of the sidewall in the claim.  
In the drawings, the broken lines immediately adjacent to the outer edges of the tire shoulder represent boundaries of the claim, and the broken lines depict environmental subject matter only and form no part of the claimed design.

**1 Claim, 7 Drawing Sheets**



(56)

References Cited

U.S. PATENT DOCUMENTS

D442,897 S 5/2001 Cazin-Bourguignon et al. .... D12/147  
 D444,109 S 6/2001 De Coninck et al. .... D12/147  
 D457,128 S \* 5/2002 Robert ..... D12/579  
 D473,843 S 4/2003 Le et al. .... D12/600  
 D493,415 S 7/2004 Noailly ..... D12/579  
 D500,285 S \* 12/2004 Ikeda ..... D12/579  
 D537,033 S 2/2007 Dumigan et al. .... D12/602  
 D589,436 S 3/2009 Beha et al. .... D12/579  
 D598,369 S 8/2009 Beha ..... D12/602  
 D601,086 S 9/2009 Maus et al. .... D12/602  
 D601,488 S 10/2009 Maus et al. .... D12/600  
 D606,928 S \* 12/2009 Song ..... D12/579  
 D622,211 S 8/2010 Maus et al. .... D12/579  
 D626,912 S 11/2010 Fujita et al. .... D12/587  
 D631,002 S \* 1/2011 Cazin-Bourguignon .... D12/583  
 D636,722 S 4/2011 Davidson et al. .... D12/602  
 D637,152 S 5/2011 Maus et al. .... D12/602  
 D648,261 S \* 11/2011 Rayman ..... D12/579  
 D648,262 S 11/2011 Hermann et al. .... D12/579  
 D656,890 S 4/2012 Rittweger ..... D12/583  
 D661,639 S 6/2012 Carter et al. .... D12/579  
 D662,876 S 7/2012 Larregain ..... D12/602  
 D667,363 S \* 9/2012 Kudo ..... D12/603  
 D674,742 S \* 1/2013 Krier ..... D12/598  
 D678,831 S 3/2013 Hermann et al. .... D12/579  
 D686,566 S \* 7/2013 Maus ..... D12/596  
 D710,296 S \* 8/2014 Bani Hani ..... D12/583

D726,644 S 4/2015 Kuwahara ..... D12/602  
 D728,465 S 5/2015 Kuwahara ..... D12/600  
 D730,270 S 5/2015 Krier et al. .... D12/584  
 D733,638 S \* 7/2015 Takahashi ..... D12/533  
 D737,199 S \* 8/2015 Gommez ..... D12/602  
 D740,744 S 10/2015 Krier et al. .... D12/583  
 D744,409 S 12/2015 Krier et al. .... D12/583  
 D759,583 S \* 6/2016 Krier ..... D12/602  
 D761,724 S \* 7/2016 Yamamoto ..... D12/596  
 D762,556 S \* 8/2016 Dixon ..... D12/583  
 D769,802 S \* 10/2016 Cerny ..... D12/598  
 D780,685 S 3/2017 Krier et al. .... D12/602  
 D781,220 S 3/2017 Scheifele et al. .... D12/579  
 D791,686 S 7/2017 Krier et al. .... D12/588  
 D792,335 S 7/2017 Dixon et al. .... D12/588  
 D795,176 S 8/2017 Farinelle et al. .... D12/602  
 D795,177 S 8/2017 Dixon et al. .... D12/602  
 D799,411 S \* 10/2017 Dixon ..... D12/602  
 D816,597 S 5/2018 Schoeppner et al. .... D12/602  
 D816,599 S 5/2018 Dixon et al. .... D12/603  
 D832,196 S \* 10/2018 Gootjes ..... D12/579  
 D851,022 S \* 6/2019 Bell ..... D12/596

OTHER PUBLICATIONS

U.S. Appl. No. 29/617,257, filed Sep. 13, 2017, Goodyear.  
 U.S. Appl. No. 29/617,260, filed Sep. 13, 2017, Goodyear.  
 U.S. Appl. No. 29/634,065, filed Jan. 18, 2018, Goodyear.  
 U.S. Appl. No. 29/634,068, filed Jan. 18, 2018, Goodyear.

\* cited by examiner

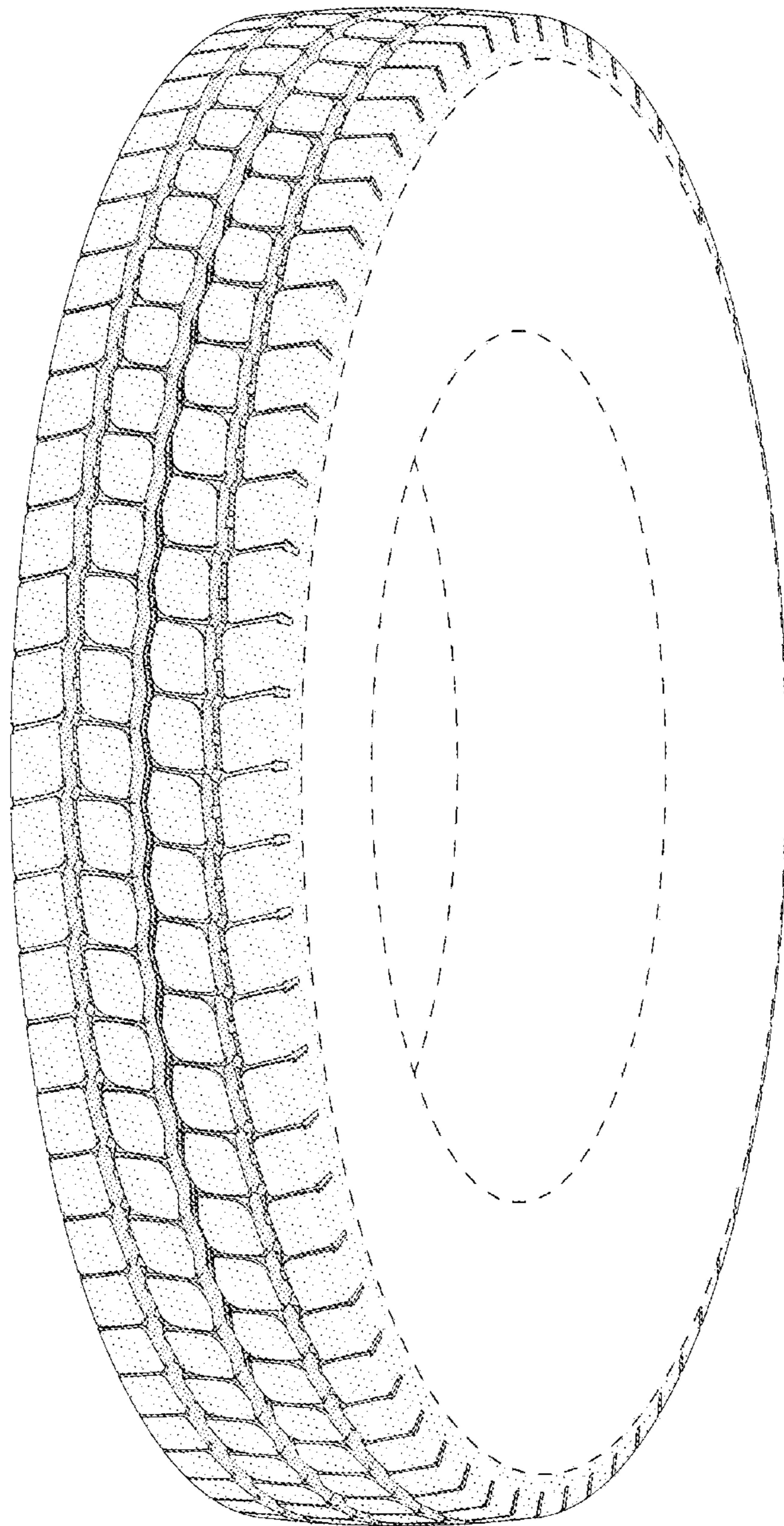


FIG - 1

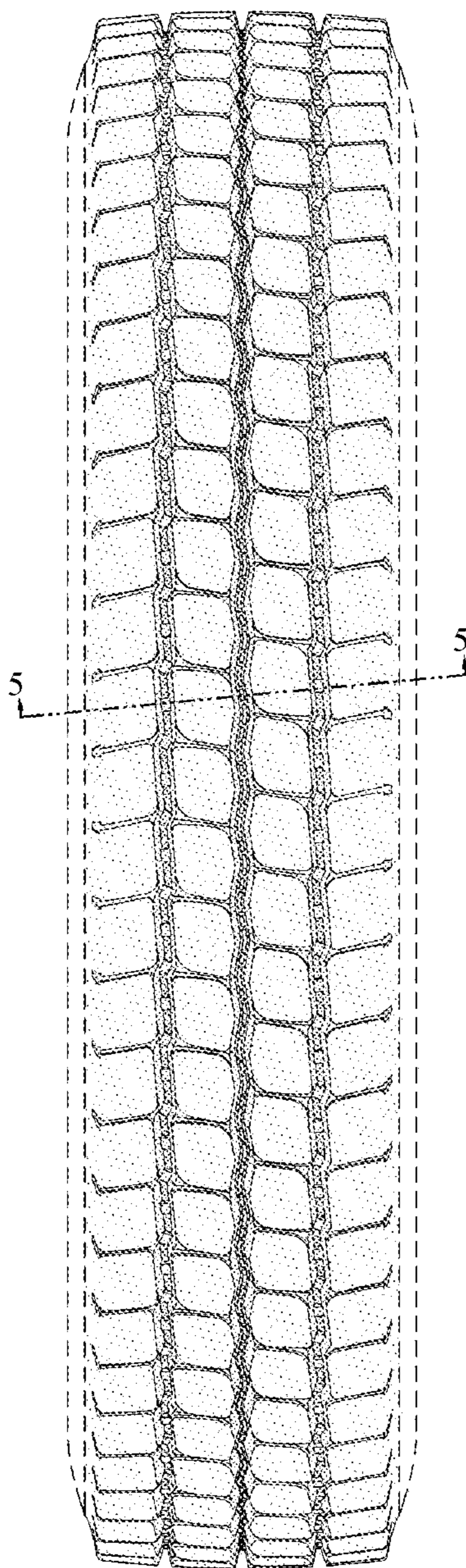


FIG - 2

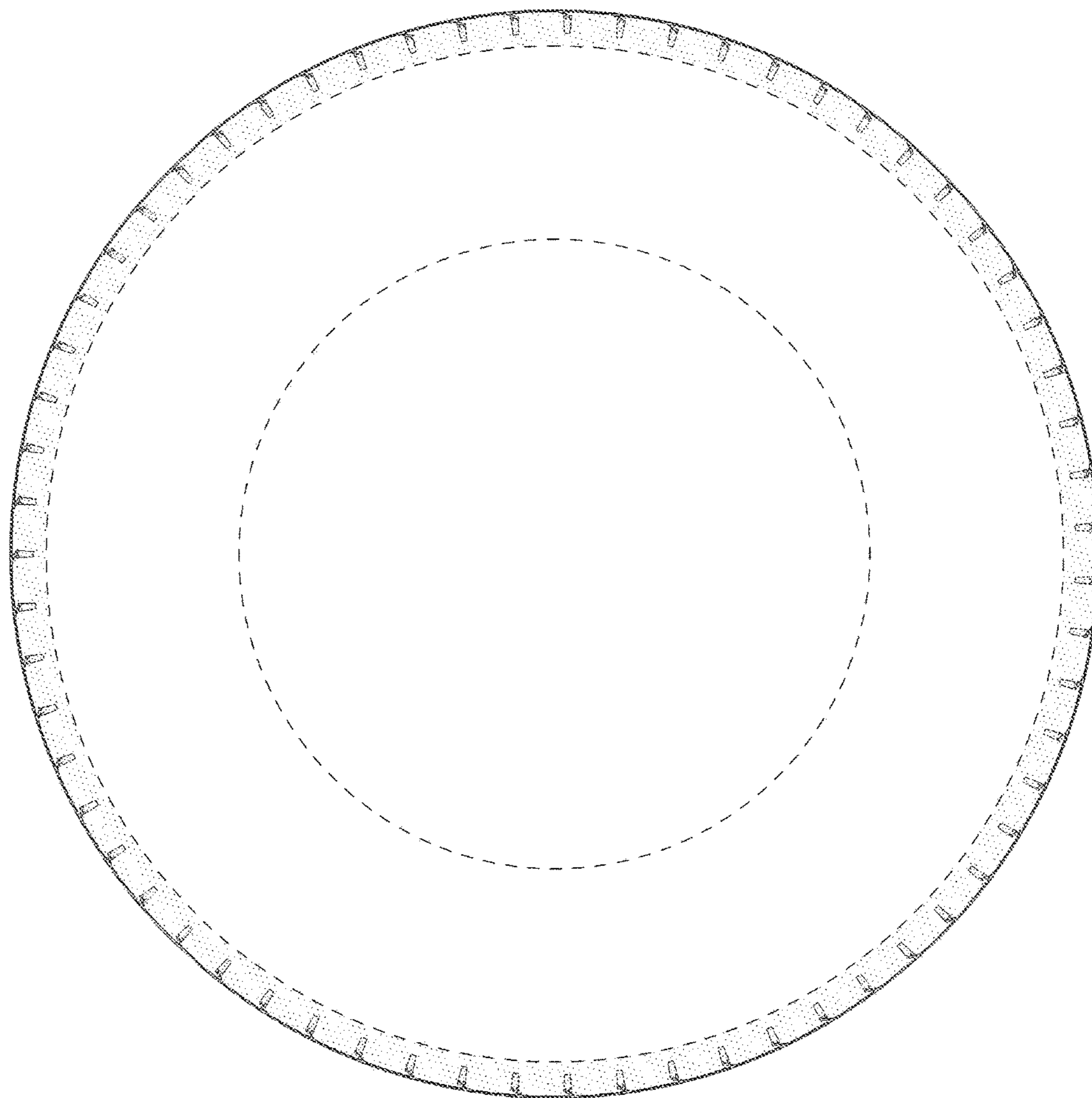


FIG - 3

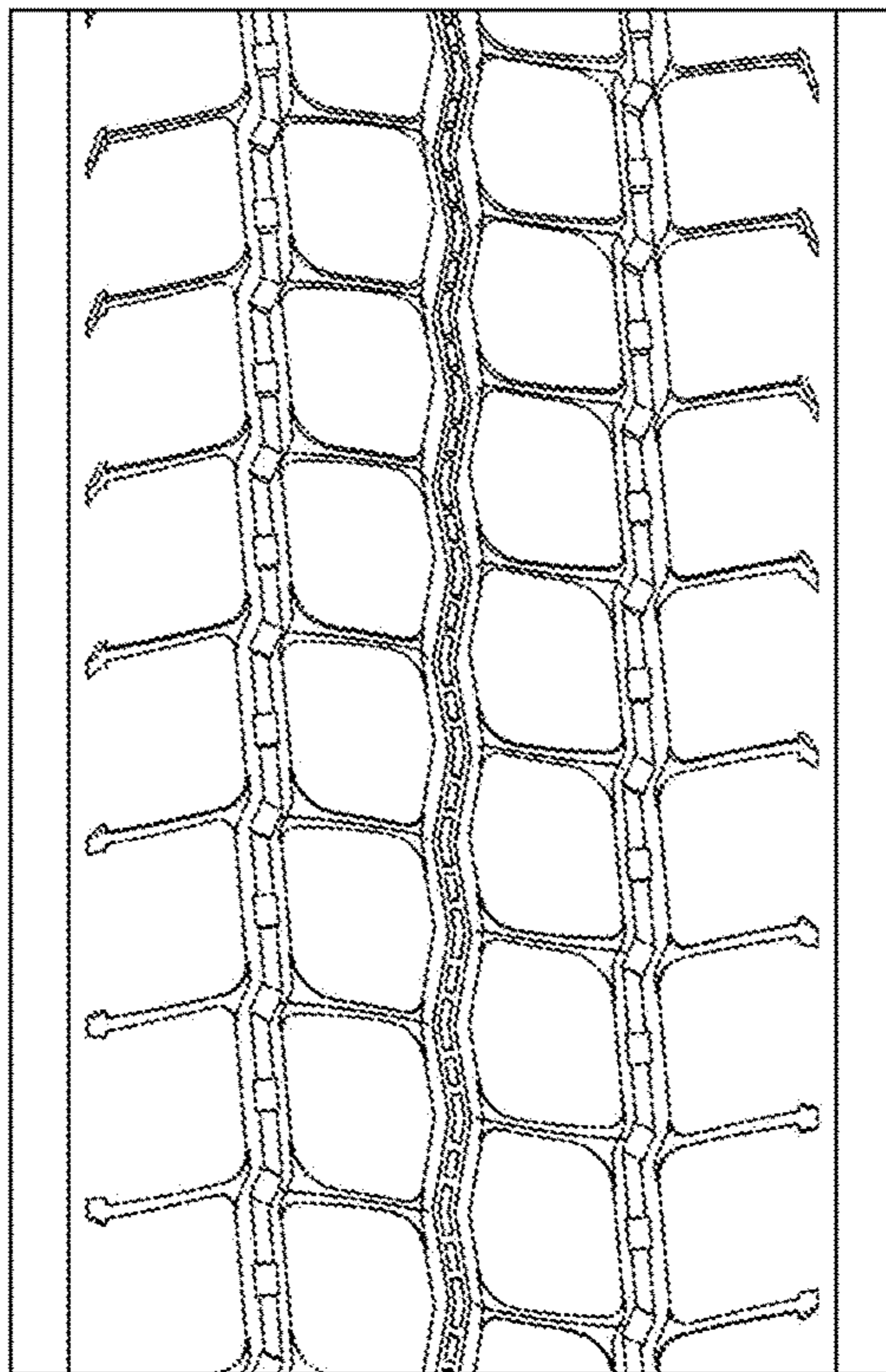


FIG - 4

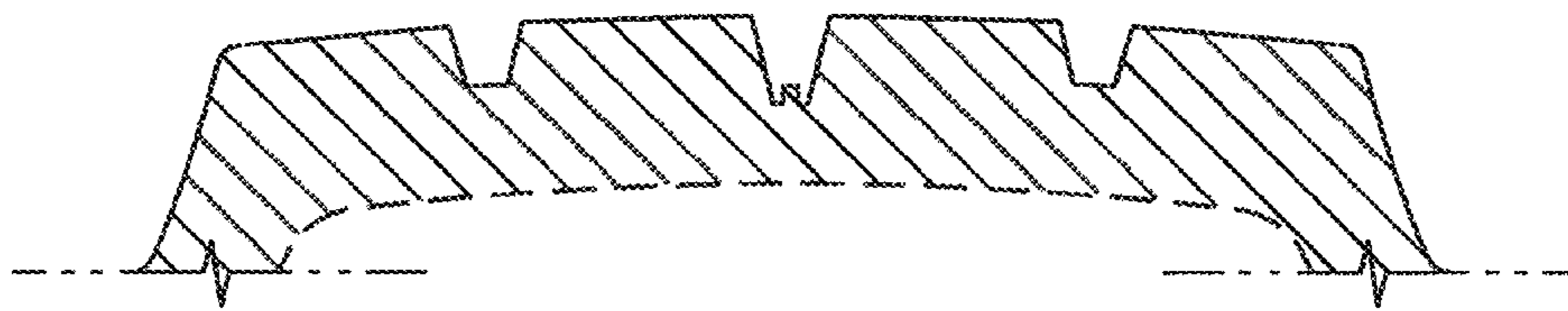


FIG - 5

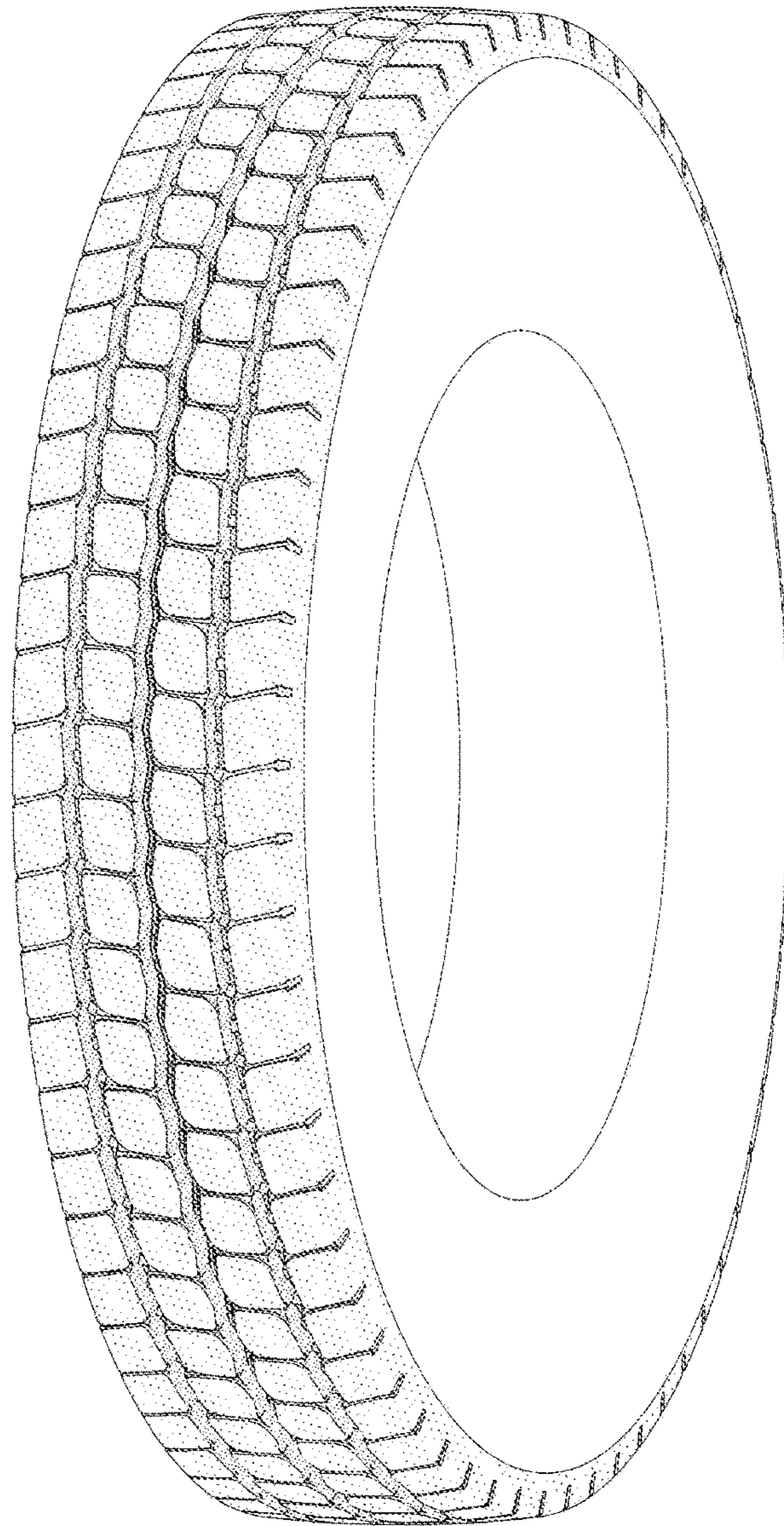


FIG - 6



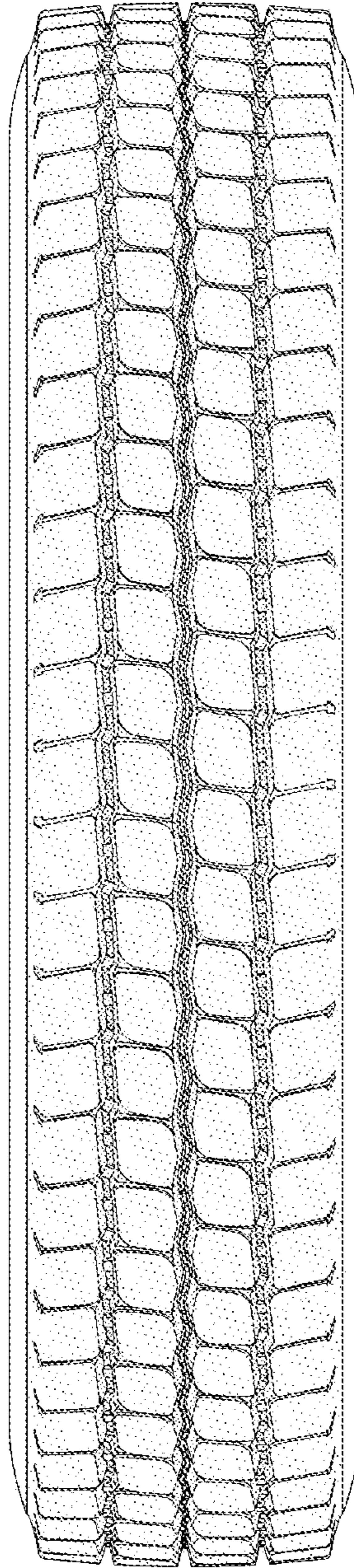


FIG - 7