



US00D867977S

(12) **United States Design Patent** (10) **Patent No.:** **US D867,977 S**
Kristen (45) **Date of Patent:** **** Nov. 26, 2019**

(54) **TIRE**
(71) Applicant: **CONTINENTAL REIFEN DEUTSCHLAND GMBH**, Hannover (DE)
(72) Inventor: **Florian Kristen**, Hannover (DE)
(73) Assignee: **Continental Reifen Deutschland GmbH**, Hannover (DE)
(**) Term: **15 Years**
(21) Appl. No.: **29/657,450**

D382,519 S * 8/1997 Young D12/586
D387,310 S * 12/1997 Scheuren D12/588
D402,237 S * 12/1998 Harris D12/587
D480,042 S * 9/2003 Brayer D12/588
D668,206 S * 10/2012 Moore D12/588
D673,897 S * 1/2013 Krier D12/587
D675,977 S * 2/2013 Bachtel D12/588
D751,494 S * 3/2016 Nobunaga D12/588
D754,059 S * 4/2016 Kristen D12/586
D757,641 S * 5/2016 Kristen D12/588
D759,584 S * 6/2016 Ono D12/588
D813,797 S * 3/2018 Dixon D12/588
D823,234 S * 7/2018 Bonko D12/587
D842,230 S * 3/2019 Coton D12/588

* cited by examiner

(22) Filed: **Jul. 23, 2018**
(30) **Foreign Application Priority Data**

Primary Examiner — Lakiya G Rogers
Assistant Examiner — John A Voytek
(74) *Attorney, Agent, or Firm* — Laurence A. Greenberg; Werner H. Stemer; Ralph E. Locher

Jan. 29, 2018 (WO) 6210601
(51) **LOC (12) Cl.** **12-15**
(52) **U.S. Cl.**
USPC **D12/587**
(58) **Field of Classification Search**
USPC D12/568, 574-604
CPC Y10T 152/10027; B60C 1/0016; B60C 11/0306; B60C 11/0302; B60C 3/06; B60C 9/17
See application file for complete search history.

(57) **CLAIM**

The ornamental design for a tire, as shown and described.

(56) **References Cited**
U.S. PATENT DOCUMENTS
D261,380 S * 10/1981 Amarger D12/587
D261,492 S * 10/1981 Remy D12/587

DESCRIPTION

FIG. 1 is a front perspective view of the tire showing my new design;
FIG. 2 is a front elevation view thereof;
FIG. 3 is an enlarged partial front view thereof;
FIG. 4 is a left side elevation view thereof; and,
FIG. 5 is a right side elevation view thereof.

1 Claim, 5 Drawing Sheets







FIG. 1




FIG. 2




FIG. 3



FIG. 4



FIG. 5