



US00D867959S

(12) **United States Design Patent**
Aslam

(10) **Patent No.:** **US D867,959 S**

(45) **Date of Patent:** **** Nov. 26, 2019**

(54) **VEHICLE WHEEL**

(71) Applicant: **USA Wheel and Tire Outlet, Inc.,**
Mesquite, TX (US)

(72) Inventor: **Nadeem Aslam,** Mesquite, TX (US)

(73) Assignee: **USA Wheel and Tire Outlet, Inc.,**
Mesquite, TX (US)

(**) Term: **15 Years**

(21) Appl. No.: **29/668,188**

(22) Filed: **Oct. 29, 2018**

(51) **LOC (12) Cl.** **12-16**

(52) **U.S. Cl.**
USPC **D12/209**

(58) **Field of Classification Search**
USPC D12/204–213
CPC B60B 7/00; B60B 7/02; B60B 7/04; B60B
7/01; B60B 7/06; B60B 3/02; B60B 3/04;
B60B 3/06; B60B 3/10; B60B 1/00;
B60B 1/08; B60B 1/10; B60B 1/12
See application file for complete search history.

(56) **References Cited**

U.S. PATENT DOCUMENTS

D579,845 S	*	11/2008	Chung	D12/209
D590,315 S	*	4/2009	Chung	D12/209
D629,347 S	*	12/2010	Kim	D12/211
D649,101 S	*	11/2011	Hale, Jr.	D12/209
D669,009 S	*	10/2012	Chung	D12/211
D678,160 S	*	3/2013	Claunch	D12/209

D680,936 S	*	4/2013	Claunch	D12/209
D681,534 S	*	5/2013	Zhao	D12/211
D686,958 S	*	7/2013	Claunch	D12/209
D691,937 S	*	10/2013	Chan	D12/209
D698,300 S	*	1/2014	Chung	D12/211
D699,660 S	*	2/2014	Zhao	D12/209
D705,715 S	*	5/2014	Johnson	D12/209
D715,724 S	*	10/2014	Chung	D12/211
D731,946 S	*	6/2015	Chung	D12/211
D751,017 S	*	3/2016	Chung	D12/209
D764,375 S	*	8/2016	Chung	D12/211
D781,764 S	*	3/2017	Zhao	D12/209
D791,672 S	*	7/2017	Palana	D12/211
D791,675 S	*	7/2017	Guo	D12/211
D823,775 S	*	7/2018	Sempek	D12/211
D830,274 S		10/2018	Aslam		
D830,278 S		10/2018	Aslam		
D830,942 S		10/2018	Aslam		

* cited by examiner

Primary Examiner — Stacia A Cadmus

(74) *Attorney, Agent, or Firm* — Sheridan Ross P.C.



(57) **CLAIM**

The ornamental design for a vehicle wheel, as shown and described.

DESCRIPTION

FIG. 1 is a front perspective view of a vehicle wheel showing my new design; FIG. 2 is a front view thereof; and, FIG. 3 is a rear view thereof. The broken lines show portions of the vehicle wheel which form no part of the claimed design.

1 Claim, 3 Drawing Sheets






FIG. 1




FIG.2

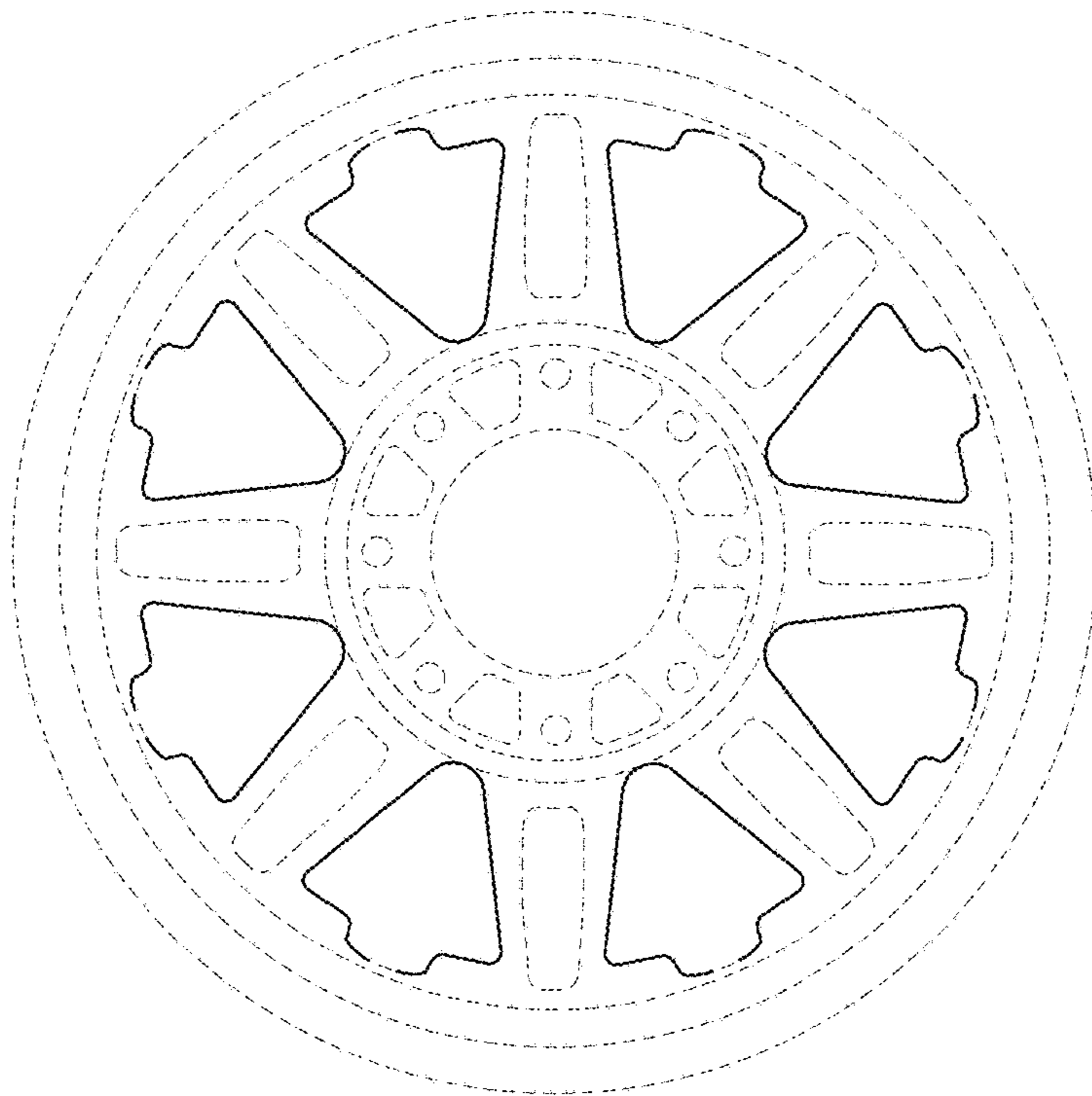


FIG.3