



US00D867958S

(12) **United States Design Patent**
Aslam

(10) **Patent No.:** **US D867,958 S**

(45) **Date of Patent:** **** Nov. 26, 2019**

(54) **VEHICLE WHEEL**

(71) Applicant: **USA Wheel and Tire Outlet, Inc.,**
Mesquite, TX (US)

(72) Inventor: **Nadeem Aslam, Mesquite, TX (US)**

(73) Assignee: **USA Wheel and Tire Outlet, Inc.,**
Mesquite, TX (US)

(**) Term: **15 Years**

(21) Appl. No.: **29/668,187**

(22) Filed: **Oct. 29, 2018**

(51) **LOC (12) Cl.** **12-16**

(52) **U.S. Cl.**
USPC **D12/209**

(58) **Field of Classification Search**
USPC D12/204–213
CPC B60B 7/00; B60B 7/02; B60B 7/04; B60B
7/01; B60B 7/06; B60B 3/02; B60B 3/04;
B60B 3/06; B60B 3/10; B60B 1/00;
B60B 1/08; B60B 1/10; B60B 1/12
See application file for complete search history.

(56) **References Cited**

U.S. PATENT DOCUMENTS

D402,612 S	*	12/1998	Nishida	D12/209
D404,702 S	*	1/1999	Celeste	D12/211
D408,003 S	*	4/1999	Sacco	D12/209
D415,991 S	*	11/1999	Wang	D12/211
D427,557 S	*	7/2000	Chung	D12/209
D440,199 S	*	4/2001	Donikoglu	D12/209
D441,338 S	*	5/2001	Hussaini	D12/209
D450,288 S	*	11/2001	Lee	D12/209
D488,761 S	*	4/2004	Kuninari	D12/209

D498,194 S	*	11/2004	Aquino	D12/209
D577,322 S	*	9/2008	Scheu	D12/209
D671,479 S	*	11/2012	Gonser	D12/209
D681,530 S	*	5/2013	Zhang	D12/209
D681,531 S	*	5/2013	Fetherston	D12/209
D697,012 S	*	1/2014	Starr, Jr.	D12/209
D697,858 S	*	1/2014	Kito	D12/209
D719,891 S	*	12/2014	Johnson	D12/209
D738,280 S	*	9/2015	Hale	D12/209
D791,041 S	*	7/2017	Johnson	D12/209
D803,131 S	*	11/2017	Bridan	D12/209
D808,322 S	*	1/2018	Sempek	D12/209
D830,269 S	*	10/2018	Garcia	D12/209
D830,271 S	*	10/2018	Aslam	D12/213
D830,274 S		10/2018	Aslam		
D830,278 S		10/2018	Aslam		
D830,942 S		10/2018	Aslam		
D833,951 S	*	11/2018	Wheel	D12/211
D843,913 S	*	3/2019	Ash	D12/209
D848,337 S	*	5/2019	Tovey	D12/209

* cited by examiner

Primary Examiner — Stacia A Cadmus

(74) *Attorney, Agent, or Firm* — Sheridan Ross P.C.

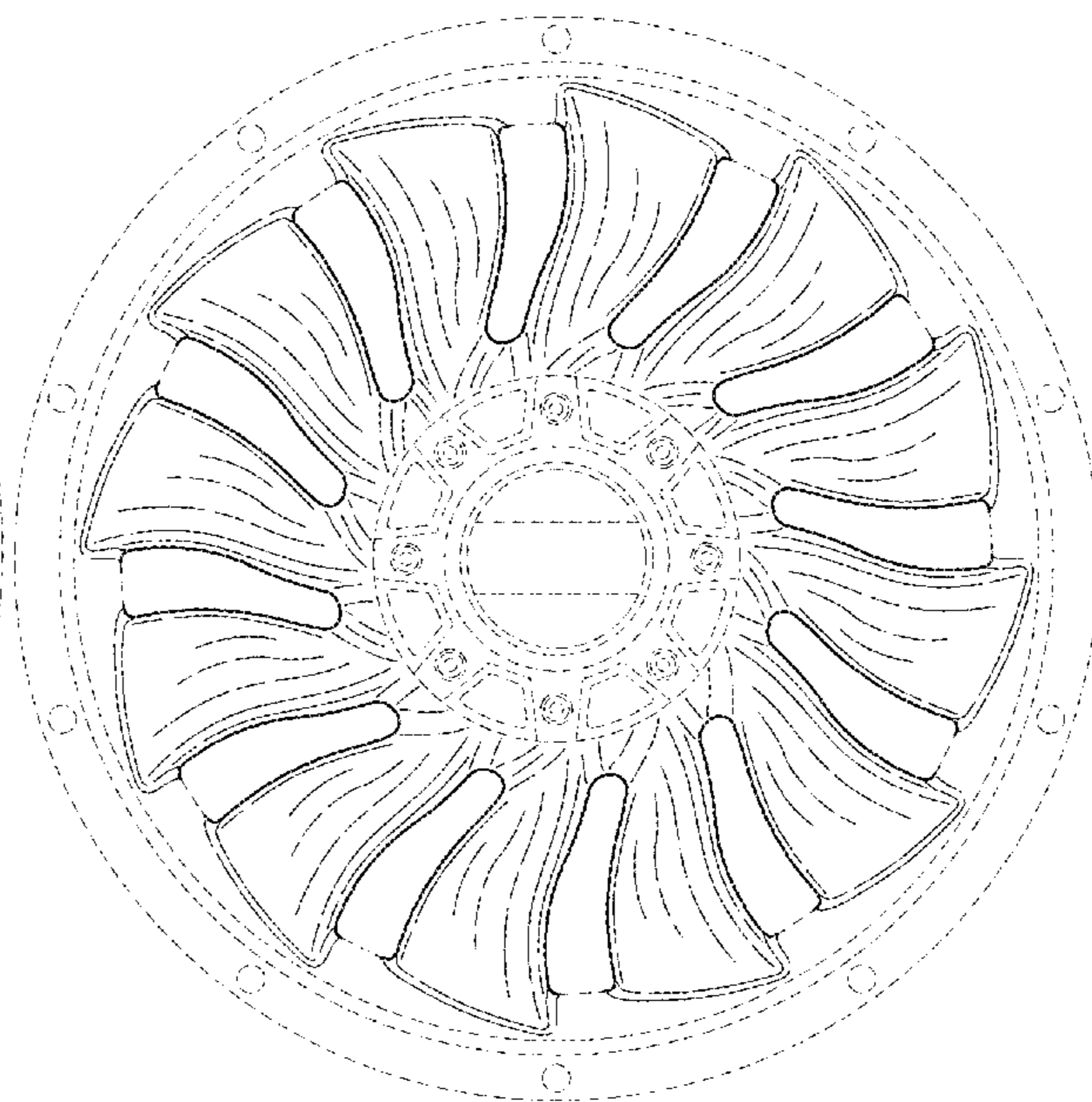
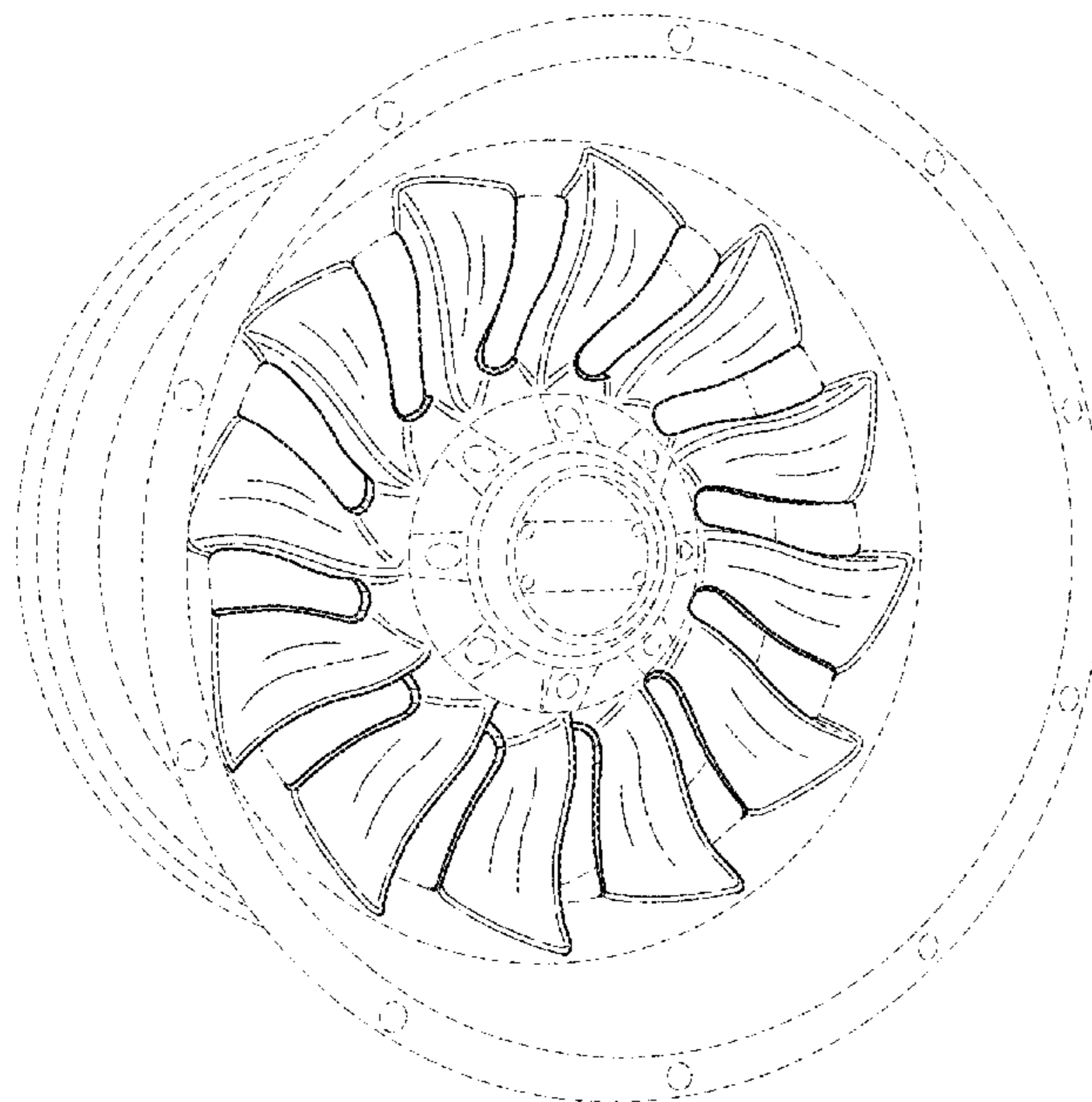
(57) **CLAIM**

The ornamental design for a vehicle wheel, as shown and described.

DESCRIPTION

FIG. 1 is a front perspective view of a vehicle wheel showing my new design; FIG. 2 is a front view thereof; and, FIG. 3 is a rear view thereof. The broken lines show portions of the vehicle wheel which form no part of the claimed design.

1 Claim, 3 Drawing Sheets



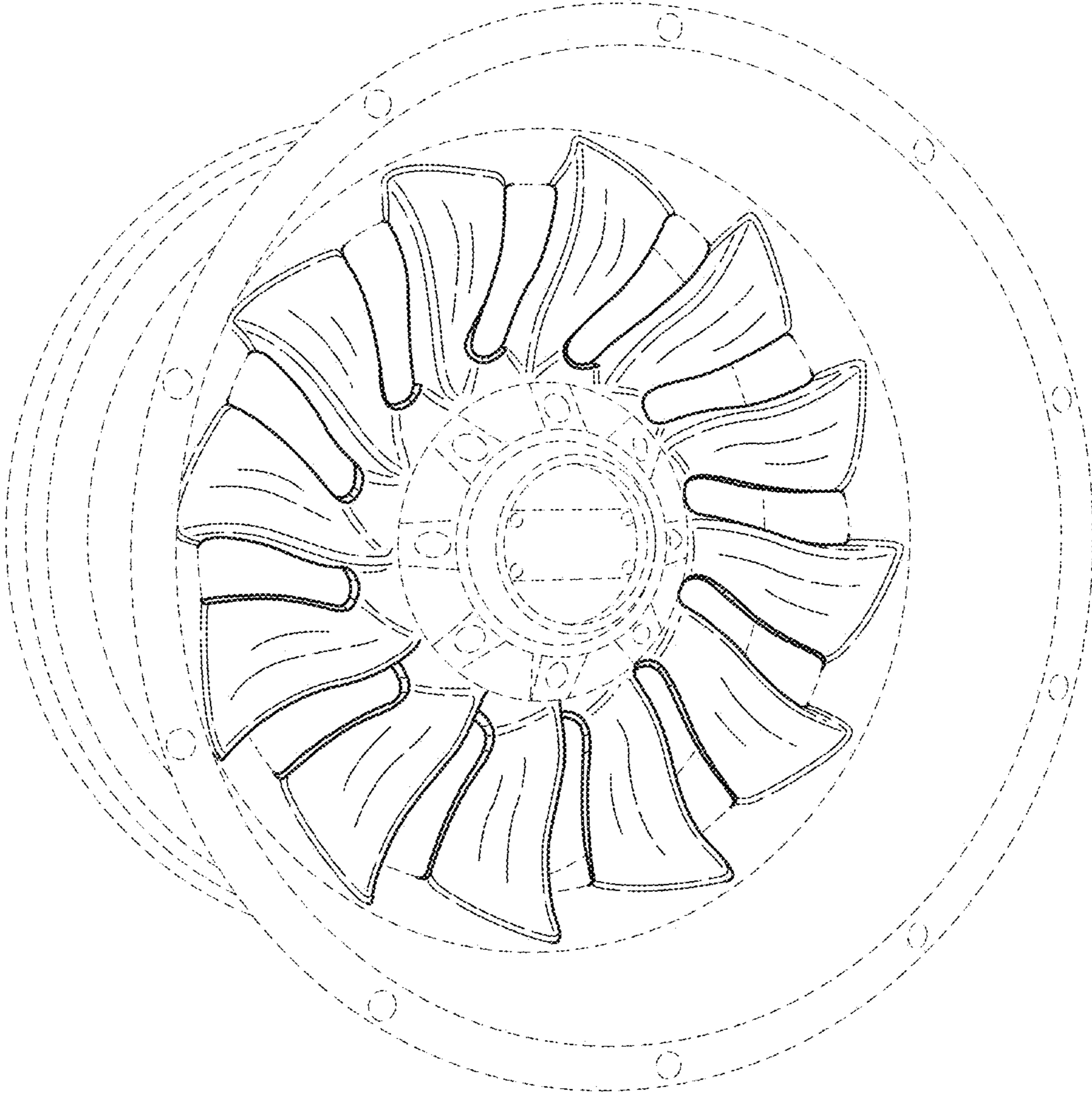


FIG. 1

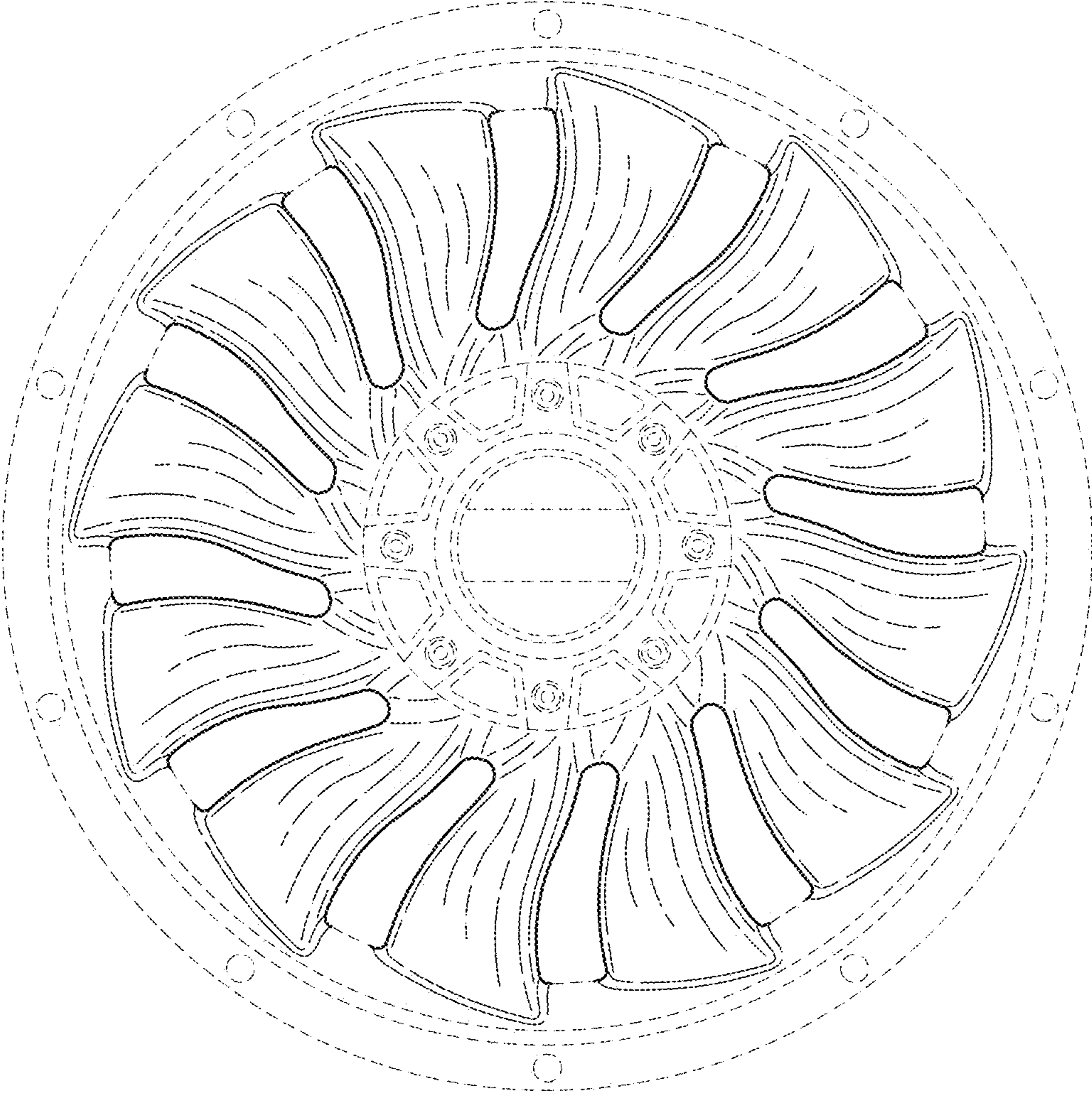


FIG.2




FIG.3