



US00D867952S

(12) **United States Design Patent** (10) **Patent No.:** **US D867,952 S**  
**Champney** (45) **Date of Patent:** **\*\* Nov. 26, 2019**

(54) **CONSOLE LINER**

(71) Applicant: **Kyle Champney**, W Chesterfield, NH (US)

(72) Inventor: **Kyle Champney**, W Chesterfield, NH (US)

(73) Assignee: **Gotzee Automotive, LLC**, Chandler, AZ (US)

(\*\*) Term: **15 Years**

(21) Appl. No.: **29/696,589**

(22) Filed: **Jun. 28, 2019**

(51) **LOC (12) Cl.** ..... **12-16**

(52) **U.S. Cl.**

USPC ..... **D12/203**

(58) **Field of Classification Search**

USPC ..... D12/203, 419, 420, 421, 221, 400, 415, D12/417, 418, 425, 191

CPC ..... B60R 7/04; B60N 2/79

See application file for complete search history.

(56) **References Cited**

**U.S. PATENT DOCUMENTS**

D249,263 S *	9/1978	Neece .....	D12/419
D267,444 S *	1/1983	Ruxton .....	D12/419
D268,072 S *	3/1983	Boggs .....	D12/419
D271,634 S *	12/1983	Rockwell .....	D12/419
D298,817 S	12/1988	Hamilton	
D323,932 S *	2/1992	Hudgens .....	D12/419
D428,383 S *	7/2000	Ozark .....	D12/419
D448,720 S *	10/2001	Nash .....	D12/192
D478,860 S *	8/2003	Young .....	D12/419
D484,843 S *	1/2004	Wyszogrod .....	D12/419
D562,751 S	2/2008	Lu	
D611,401 S *	3/2010	Saint-Jalmes .....	D12/345

D653,602 S *	2/2012	Stroud .....	D12/419
D656,457 S *	3/2012	Crepeau .....	D12/419
D673,490 S	1/2013	Koblenzer	
D724,004 S *	3/2015	McFarlin .....	D12/419
D730,588 S *	5/2015	Risser .....	D30/121
D764,386 S	8/2016	Ahn et al.	
D775,435 S *	12/2016	Risser .....	D30/121
D801,911 S *	11/2017	Stroud .....	D12/419
D804,109 S *	11/2017	Anguiano-Duran .....	D30/124
D836,059 S *	12/2018	Takagi .....	D12/415
D848,920 S *	5/2019	Champney .....	D12/203
2017/0240104 A1 *	8/2017	Iordache .....	B60Q 3/64
2018/0154815 A1 *	6/2018	Karges .....	B60N 2/79

\* cited by examiner

*Primary Examiner* — Michelle E. Wilson

*Assistant Examiner* — Clese Moore, Jr.

(74) *Attorney, Agent, or Firm* — Ellenoff Grossman & Schole LLP; James M. Smedley; Alex Korona

(57) **CLAIM**

I claim the ornamental design for a console liner, as shown and described.

**DESCRIPTION**

FIG. 1 is a perspective view showing my new design for a console liner.

FIG. 2 is a top view thereof.

FIG. 3 is a bottom view thereof.

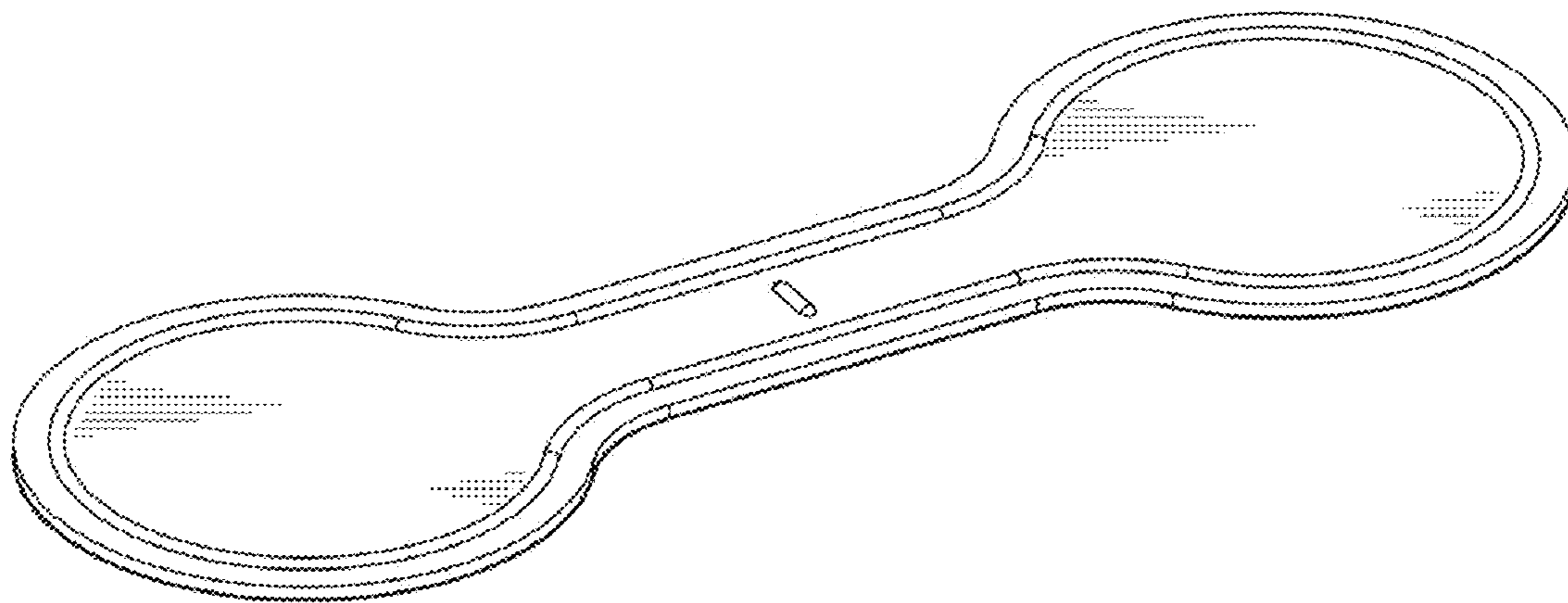
FIG. 4 is a right side view thereof, the left side view being a mirror image.

FIG. 5 a front view thereof, the rear view being a mirror image; and,

FIG. 6 is a second perspective view thereof, shown in environmental use.

The broken lines represent unclaimed subject matter and form no part of the claimed design.

**1 Claim, 2 Drawing Sheets**



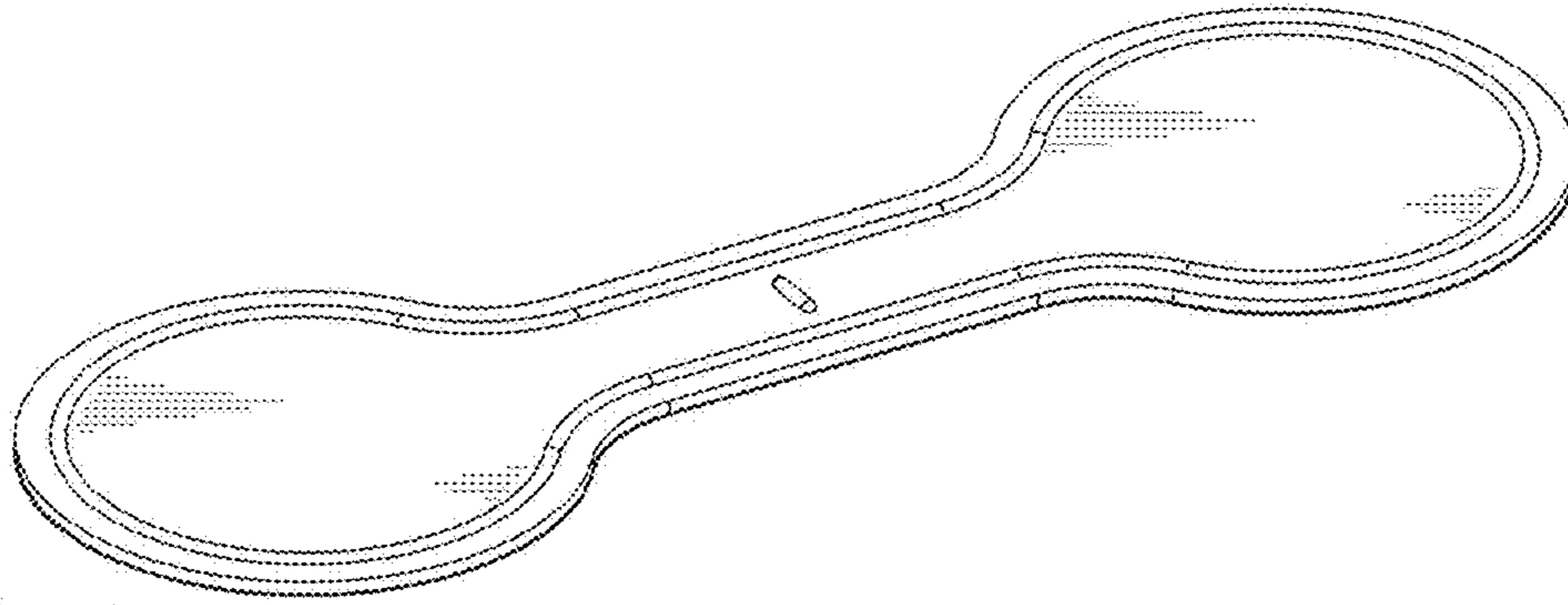


FIG. 1

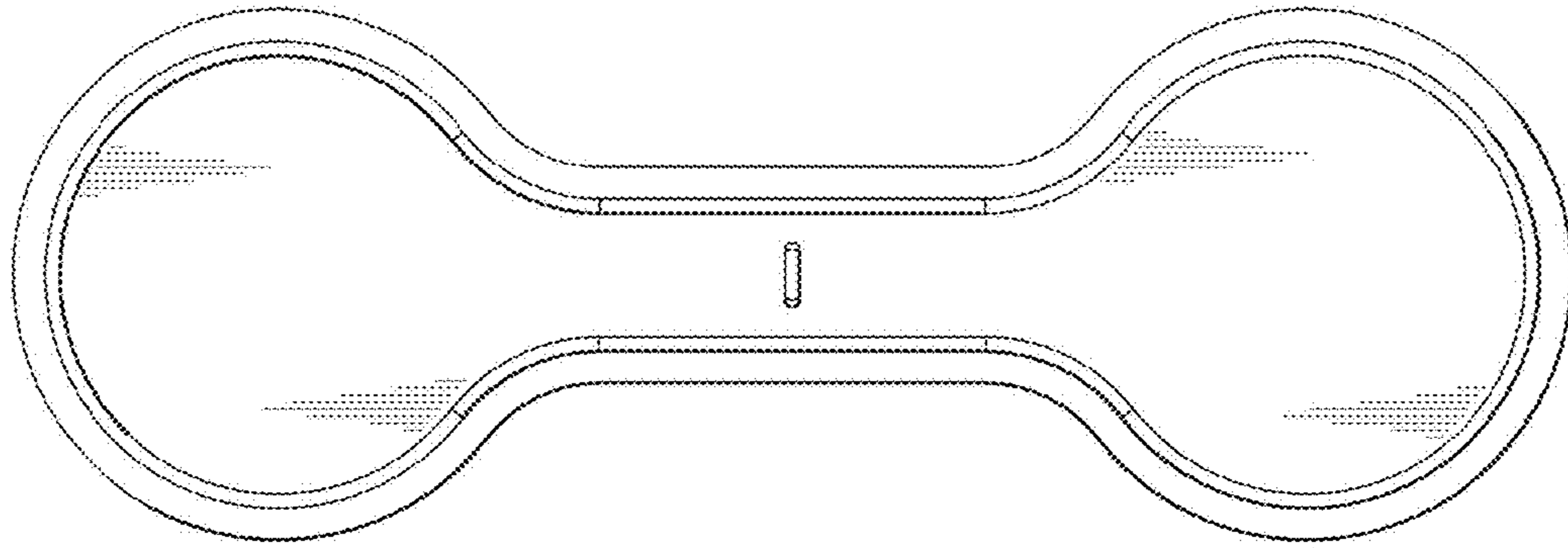


FIG. 2

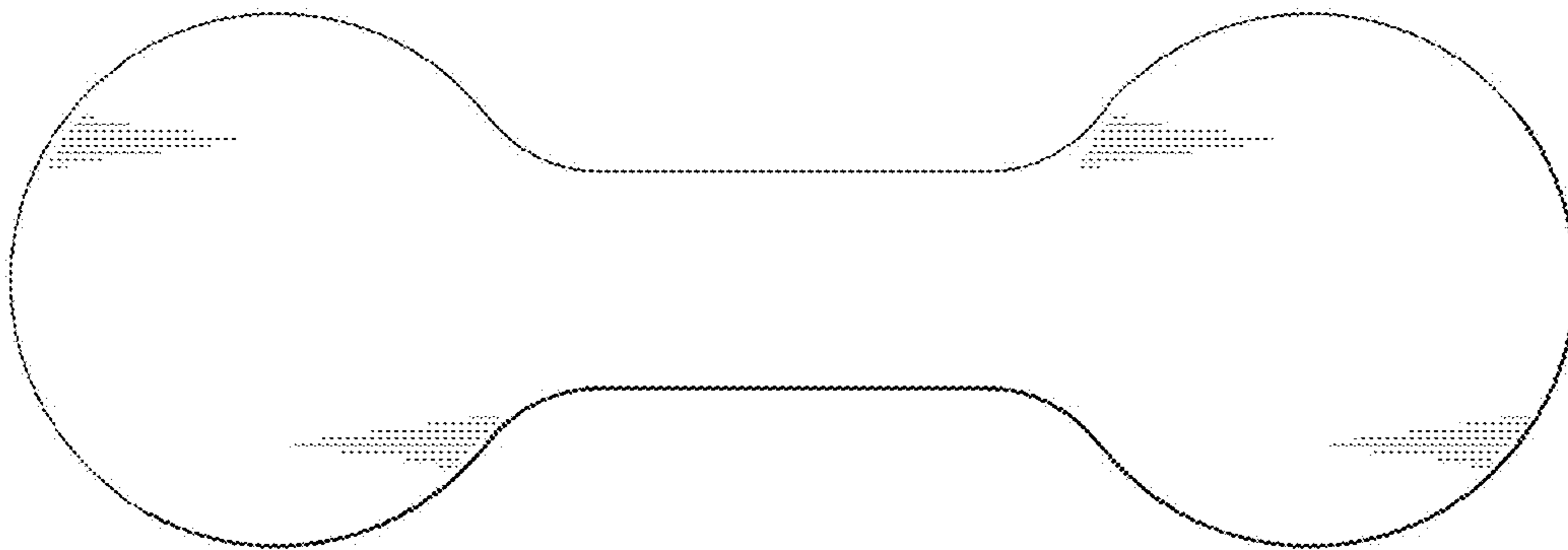


FIG. 3



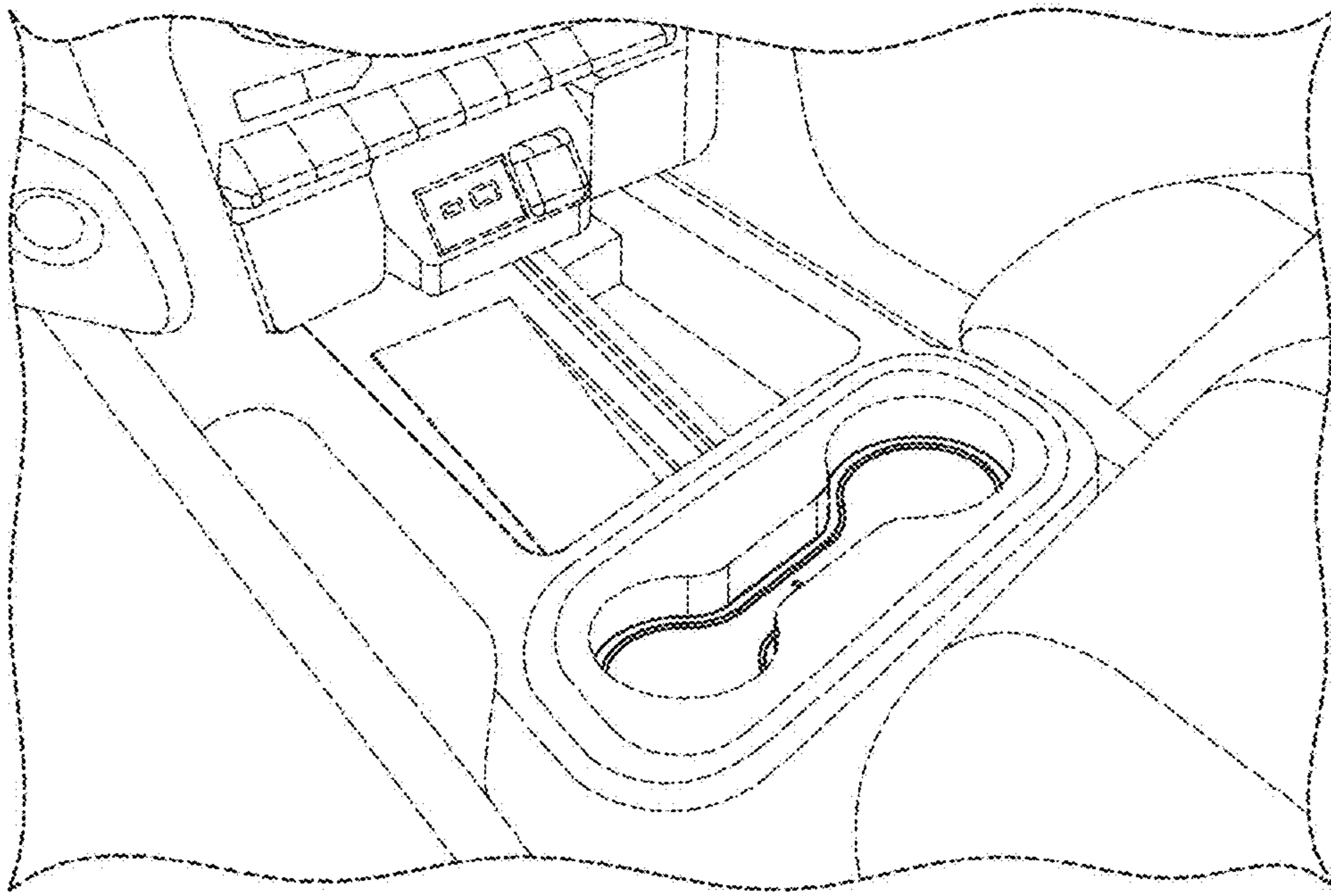


FIG. 4



**FIG. 5**



**FIG. 6**