



US00D867950S

(12) **United States Design Patent** (10) **Patent No.:** **US D867,950 S**
Grewer (45) **Date of Patent:** **** Nov. 26, 2019**

(54) **FRONT VALANCE**

(71) Applicant: **Jaguar Land Rover Limited**, Whitley, Coventry (GB)

(72) Inventor: **Dale Grewer**, Coventry (GB)

(73) Assignee: **Jaguar Land Rover Limited**, Whitley, Coventry (GB)

(**) Term: **15 Years**

(21) Appl. No.: **29/637,674**

(22) Filed: **Feb. 21, 2018**

(30) **Foreign Application Priority Data**

Aug. 31, 2017 (EM) 004174704

(51) **LOC (12) Cl.** **12-16**

(52) **U.S. Cl.**
USPC **D12/196**

(58) **Field of Classification Search**
USPC D12/86, 90, 91, 92, 163, 169, 171, 196,
D12/216

CPC B60R 19/02; B60R 19/04; B60R 19/12;
B60R 19/52; B60K 11/08; B62D 25/08
See application file for complete search history.

(56) **References Cited**

U.S. PATENT DOCUMENTS

D698,708 S *	2/2014	Rupar	D12/169
D701,800 S *	4/2014	Campbell	D12/169
D712,322 S *	9/2014	Kobayashi	D12/169
D712,805 S *	9/2014	Murkett	D12/169
D744,915 S *	12/2015	Curic	D12/169
D751,003 S *	3/2016	Rupar	D12/163
D751,007 S *	3/2016	Curic	D12/169
D753,036 S *	4/2016	Curic	D12/169
D758,259 S *	6/2016	Messale	D12/169
D762,147 S *	7/2016	Messale	D12/169
D763,143 S *	8/2016	Varga	D12/169

(Continued)

Primary Examiner — Susan Bennett Hattan

Assistant Examiner — Suzanne E Tisdell

(74) *Attorney, Agent, or Firm* — Wood Herron & Evans LLP

(57) **CLAIM**

The ornamental design for a front valance, as shown and described.

DESCRIPTION

FIG. 1 is a front right perspective view of a front valance according to the present invention.

FIG. 2 is a front left perspective view of the front valance shown in FIG. 1.

FIG. 3 is a rear left perspective view thereof.

FIG. 4 is a rear right perspective view thereof.

FIG. 5 is a front view thereof.

FIG. 6 is a rear view thereof.

FIG. 7 is a left side view thereof.

FIG. 8 is a right side view thereof.

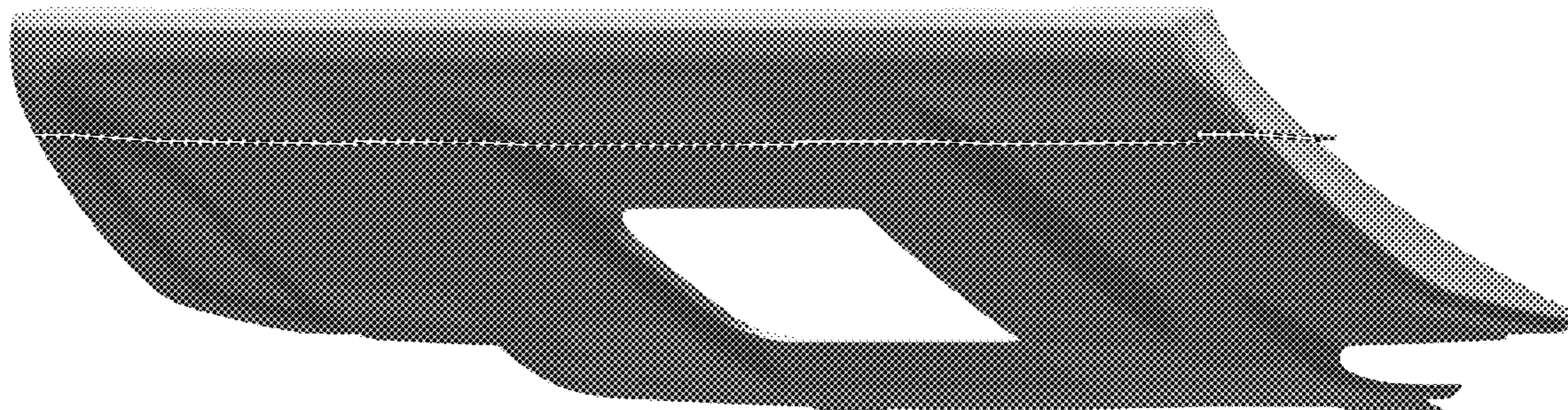
FIG. 9 is a top view thereof.

FIG. 10 is a bottom view thereof; and,

FIG. 11 is a front view of the front valance shown in FIGS. 1-10, but with the front valance mounted on a vehicle, and the rest of the vehicle shown in de-emphasized and half-tone portions so as to illustrate environmental structure. These portions form no part of the claimed design. More particularly, in FIG. 11, the inventive front valance is shown within the larger broken line, and the elements shown outside the larger broken line form no part of the claimed design, but are instead included to show environmental aspects thereof. The smaller enclosed internal broken line in FIG. 11 forms no part of the claimed design, but is instead included to show environmental structure.

Also, in each of FIGS. 1-11, broken lines that are oriented transverse to the front valance show portions thereof that form no part of the claimed design.

1 Claim, 11 Drawing Sheets



(56)

References Cited

U.S. PATENT DOCUMENTS

D763,744 S *	8/2016	Behmer	D12/169
D771,536 S *	11/2016	Wolff	D12/169
D775,038 S *	12/2016	Frascella	D12/169
D776,021 S *	1/2017	Kapitonov	D12/169
D781,586 S *	3/2017	Reinhart	D3/318
D781,587 S *	3/2017	Mangano	D3/318
D793,294 S *	8/2017	Lee	D12/169
D793,295 S *	8/2017	McCabe	D12/169
D797,456 S *	9/2017	Chen	D3/318
D797,616 S *	9/2017	Lee	D12/169
D798,201 S *	9/2017	Zavatski	D12/169
D800,621 S *	10/2017	Bucher	D12/196
D801,236 S *	10/2017	Kozub	D12/169
D803,738 S *	11/2017	Granlund	D12/169
D807,255 S *	1/2018	Piscitelli	D12/169

* cited by examiner




FIG. 1




FIG. 2




FIG. 3




FIG. 4




FIG. 5




FIG. 6




FIG. 7

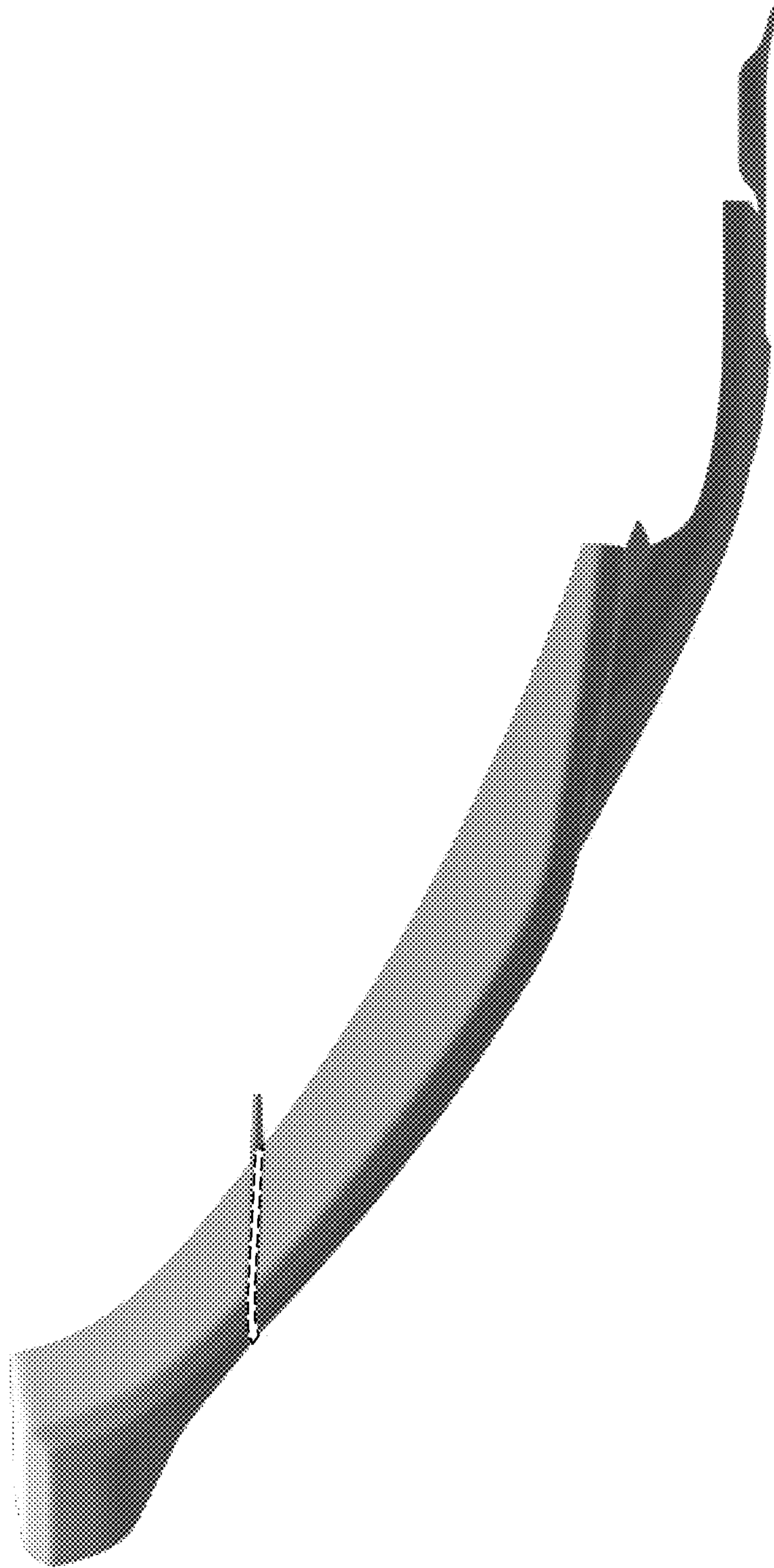


FIG. 8




FIG. 9



FIG. 10




FIG. 11