

US00D867948S

(12) **United States Design Patent** (10) **Patent No.:** **US D867,948 S**  
**Engelmann et al.** (45) **Date of Patent:** **\*\* Nov. 26, 2019**

(54) **VEHICLE CENTER DISPLAY**

(56) **References Cited**

(71) Applicant: **Ford Global Technologies, LLC**,  
Dearborn, MI (US)

U.S. PATENT DOCUMENTS

(72) Inventors: **Robert Engelmann**, Cologne (DE);  
**Doyle Letson**, Novi, MI (US); **Amko  
Leenarts**, Cologne (DE); **William  
Mangan**, Ypsilanti, MI (US); **James  
Smithbauer**, West Bloomfield, MI  
(US); **Scott Anderson**, Commerce  
Township, MI (US); **Michael Canty**,  
Ferndale, MI (US); **Peter Jones**,  
Woodend (AU)

D815,002 S \* 4/2018 Niemiec ..... D12/192  
D849,622 S \* 5/2019 Woodhouse ..... D12/192

\* cited by examiner

*Primary Examiner* — Abraham Bahta  
(74) *Attorney, Agent, or Firm* — Vichit Chea

(73) Assignee: **Ford Global Technologies, LLC**,  
Dearborn, MI (US)

(57) **CLAIM**

The ornamental design for a vehicle center display, as shown  
and described.

(\*\*) Term: **15 Years**

**DESCRIPTION**

(21) Appl. No.: **29/650,718**

(22) Filed: **Jun. 8, 2018**

(51) **LOC (12) Cl.** ..... **12-16**


(52) **U.S. Cl.**  
USPC ..... **D12/192**

(58) **Field of Classification Search**  
USPC ..... D12/191–192, 415, 114, 345; D15/17,  
D15/28; D10/122–127, 98, 46; D23/324  
CPC .. B60H 1/3421; B60H 1/3428; B60H 1/3435;  
B60H 1/3442; B60H 1/345; B60H  
1/3457; B60H 2001/3464; B60H  
2001/3471; B60H 2001/2478; B60H  
2001/3485

FIG. 1 is a front elevational view of a vehicle center display,  
showing our new design;  
FIG. 2 is a left side elevational view thereof;  
FIG. 3 is a right side elevational view thereof;  
FIG. 4 is a top plan view thereof;  
FIG. 5 is a bottom plan view thereof;  
FIG. 6 is a top, front and left side perspective view thereof;  
and,  
FIG. 7 is a top, rear and left side perspective view thereof.  
Any broken lines represent boundaries of the design; the line  
itself and the area within, or outside the boundary form no  
part of the claim.

See application file for complete search history.

**1 Claim, 7 Drawing Sheets**



*Fig. 1*


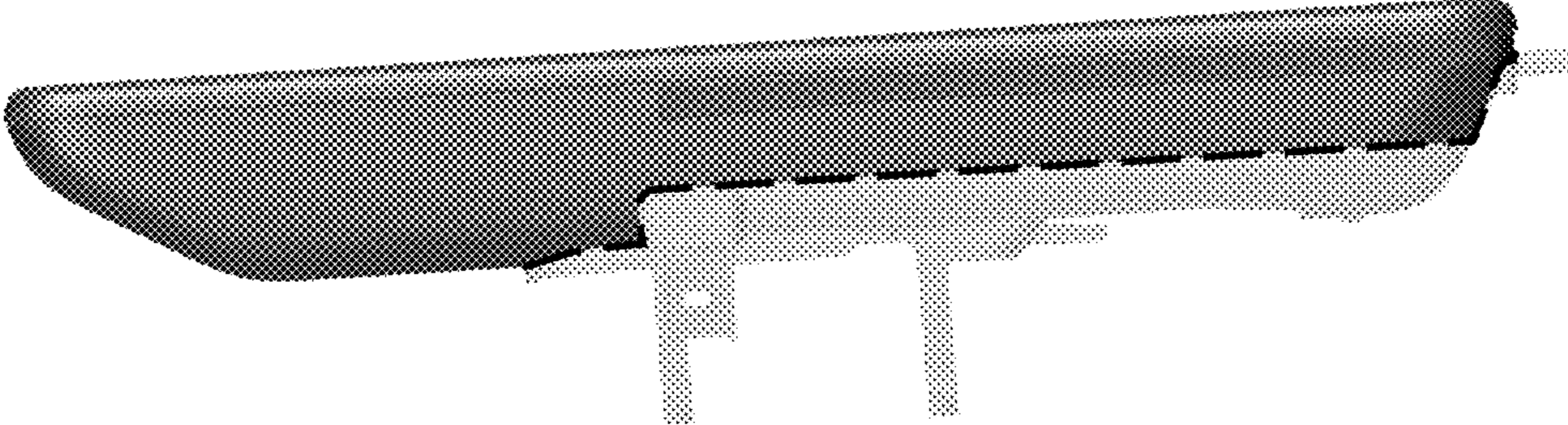


Fig. 2



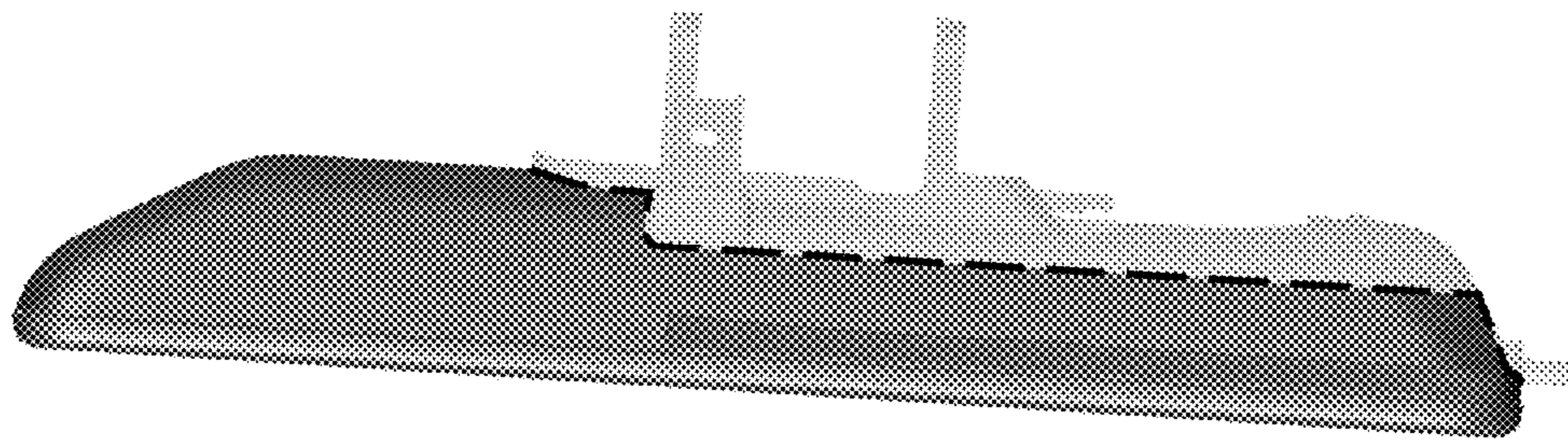


Fig. 3





Fig. 4

Fig. 5






Fig. 6




Fig. 7