

US00D867945S

(12) **United States Design Patent** (10) **Patent No.:** **US D867,945 S**
Talios et al. (45) **Date of Patent:** **** Nov. 26, 2019**

(54) **ILLUMINATED HANDLEBAR**

(71) Applicant: **Dynacraft BSC, Inc.**, American Canyon, CA (US)

(72) Inventors: **William Talios**, Petaluma, CA (US); **John Bisges**, Buford, GA (US); **David Castrucci**, Napa, CA (US)

(73) Assignee: **Dynacraft BSC, Inc.**, Port Wentworth, GA (US)

(**) Term: **15 Years**

(21) Appl. No.: **29/642,303**

(22) Filed: **Mar. 28, 2018**

Related U.S. Application Data

(63) Continuation of application No. 29/570,682, filed on Jul. 11, 2016, now Pat. No. Des. 817,237.

(51) **LOC (12) Cl.** **12-11**

(52) **U.S. Cl.**
USPC **D12/178**

(58) **Field of Classification Search**
USPC D12/111, 114, 178; D8/303
CPC B62K 19/16; B62K 21/12; B62K 21/18;
B62K 21/125; B62K 23/06
See application file for complete search history.

(56) **References Cited**

U.S. PATENT DOCUMENTS

6,249,744 B1 * 6/2001 Morita B62J 99/00
340/988
D609,146 S * 2/2010 Carmona D12/178
D637,545 S * 5/2011 Cote D12/317

D654,411 S * 2/2012 Alt D12/178
D691,527 S * 10/2013 Thorpe D12/178
D738,276 S * 9/2015 Arbour D12/178
D777,625 S * 1/2017 Chang D12/178
2010/0053984 A1 3/2010 Wang
2012/0239248 A1* 9/2012 Bobbitt G08G 1/127
701/36

OTHER PUBLICATIONS

“Star Wars Episode VII 16” Boys’ Lightsaber Bike by Huffy.” Walmart., Dec. 1, 2015 [online reviewed], [retrieved on Oct. 17, 2019]. Retrieved from the Internet <URL: <https://www.walmart.com/ip/STAR-WARS-Episode-VII-16-Boys-Lightsaber-Bike-by-Huffy/46269931>>.*

* cited by examiner

Primary Examiner — Darlington Ly

(74) *Attorney, Agent, or Firm* — Michael Best & Friedrich LLP

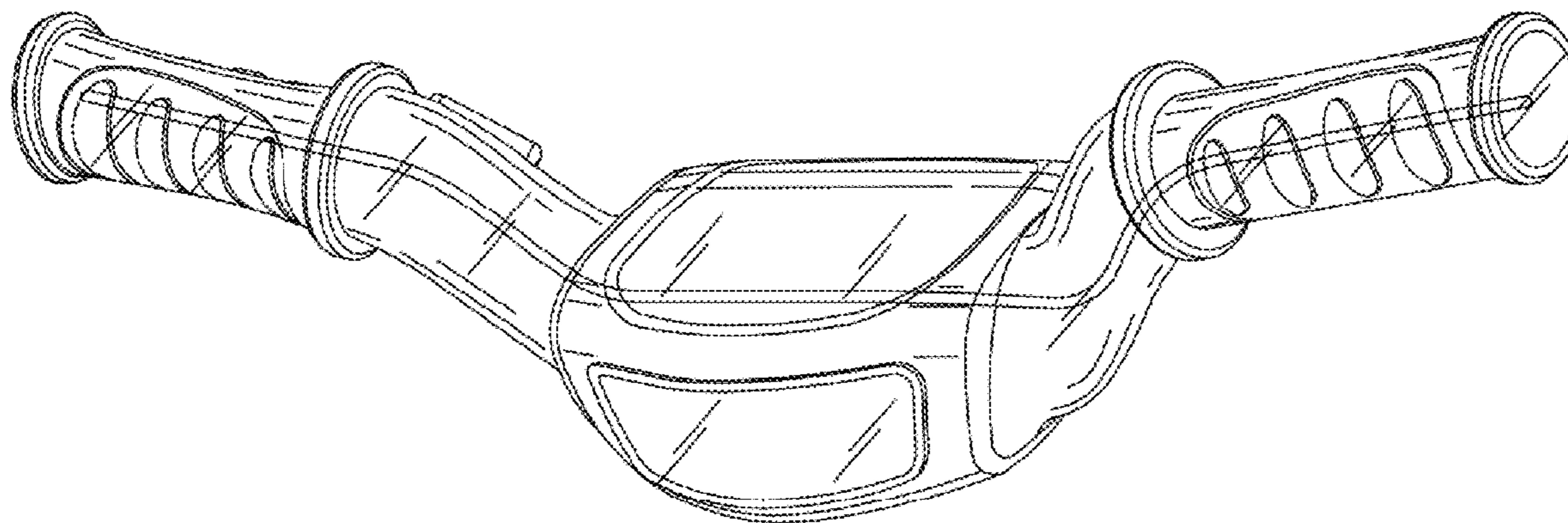
(57) **CLAIM**

The ornamental design for an illuminated handlebar, as shown and described.

DESCRIPTION

FIG. 1 is a perspective view of an illuminated handlebar showing our new design;
FIG. 2 is a top plan view thereof;
FIG. 3 is a front elevation view thereof;
FIG. 4 is a rear elevation view thereof;
FIG. 5 is a left side elevation view thereof; and,
FIG. 6 is a right side elevation view thereof.
The broken lines in the drawings illustrate portions of the illuminated handlebar that form no part of the claimed design.

1 Claim, 3 Drawing Sheets



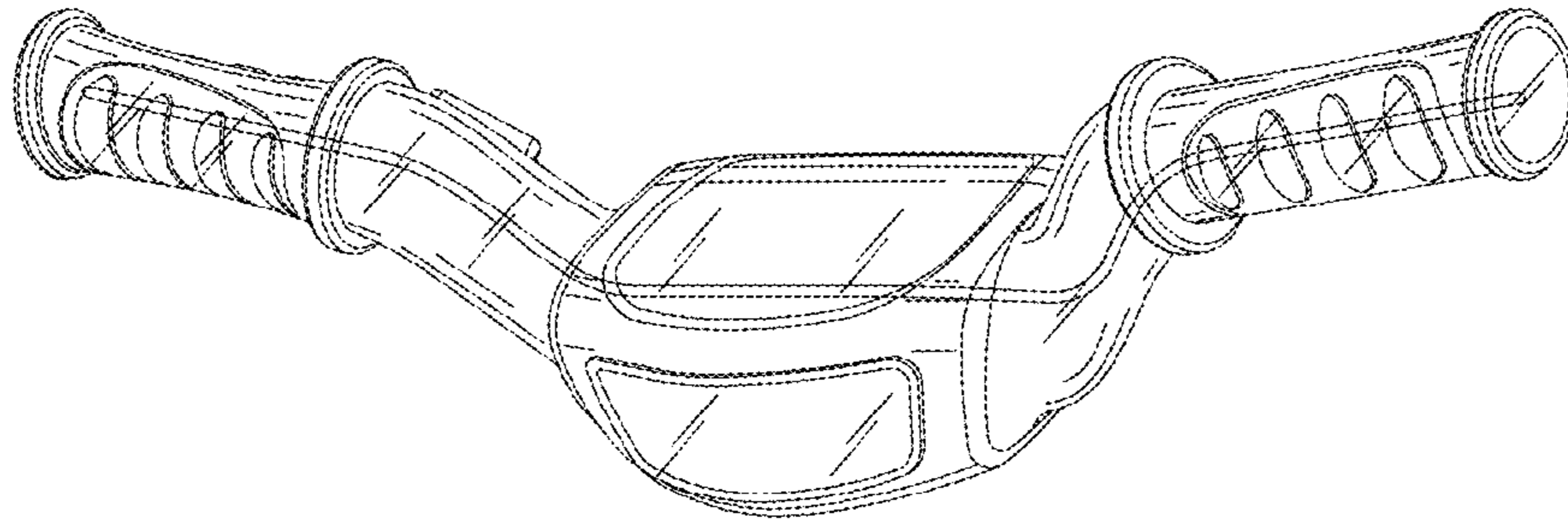


FIG. 1

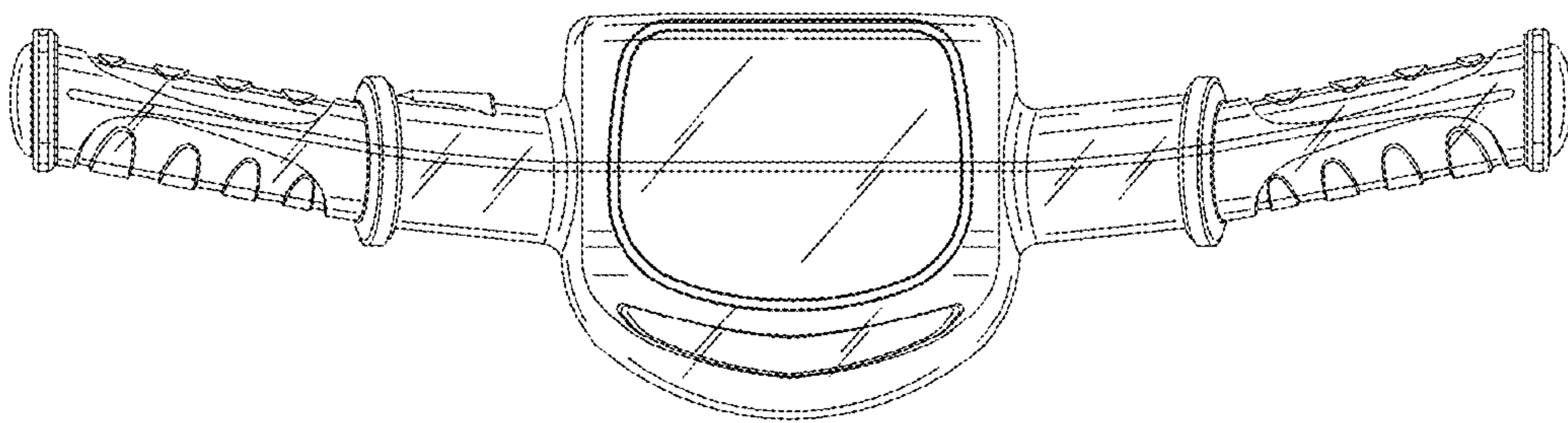


FIG. 2

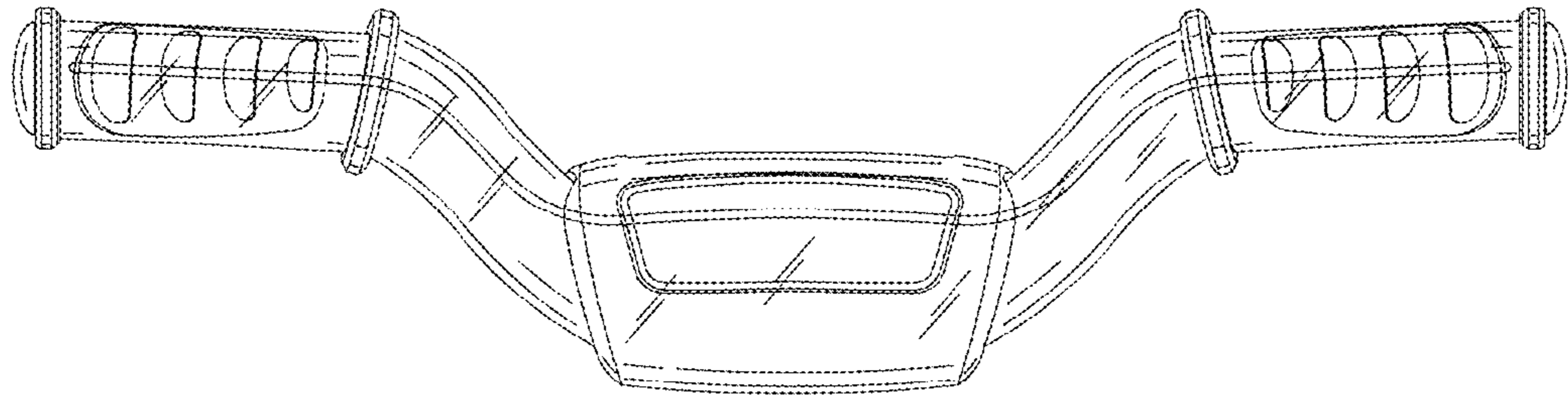


FIG. 3

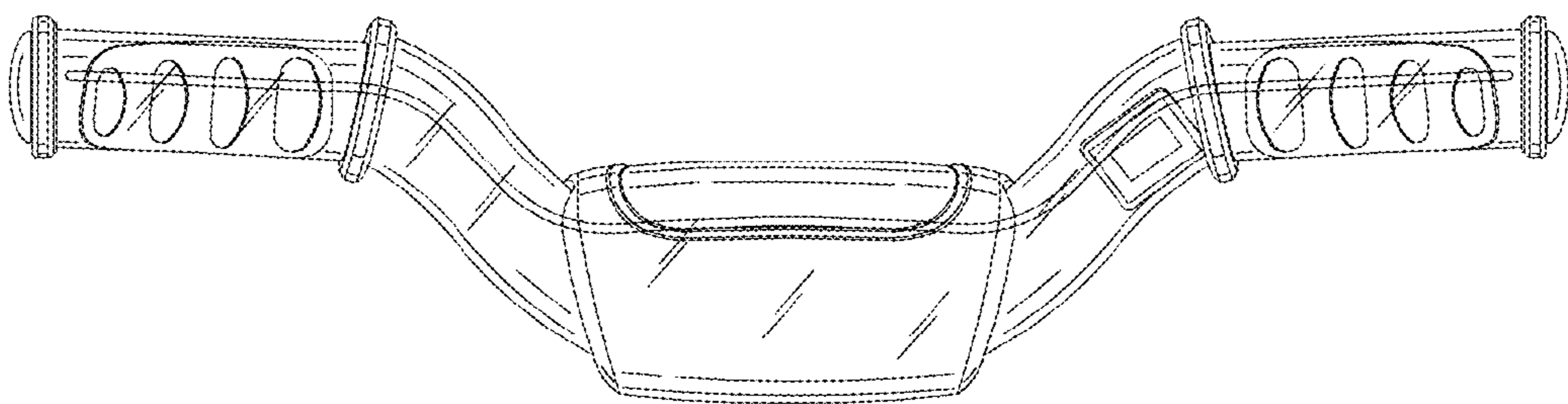


FIG. 4

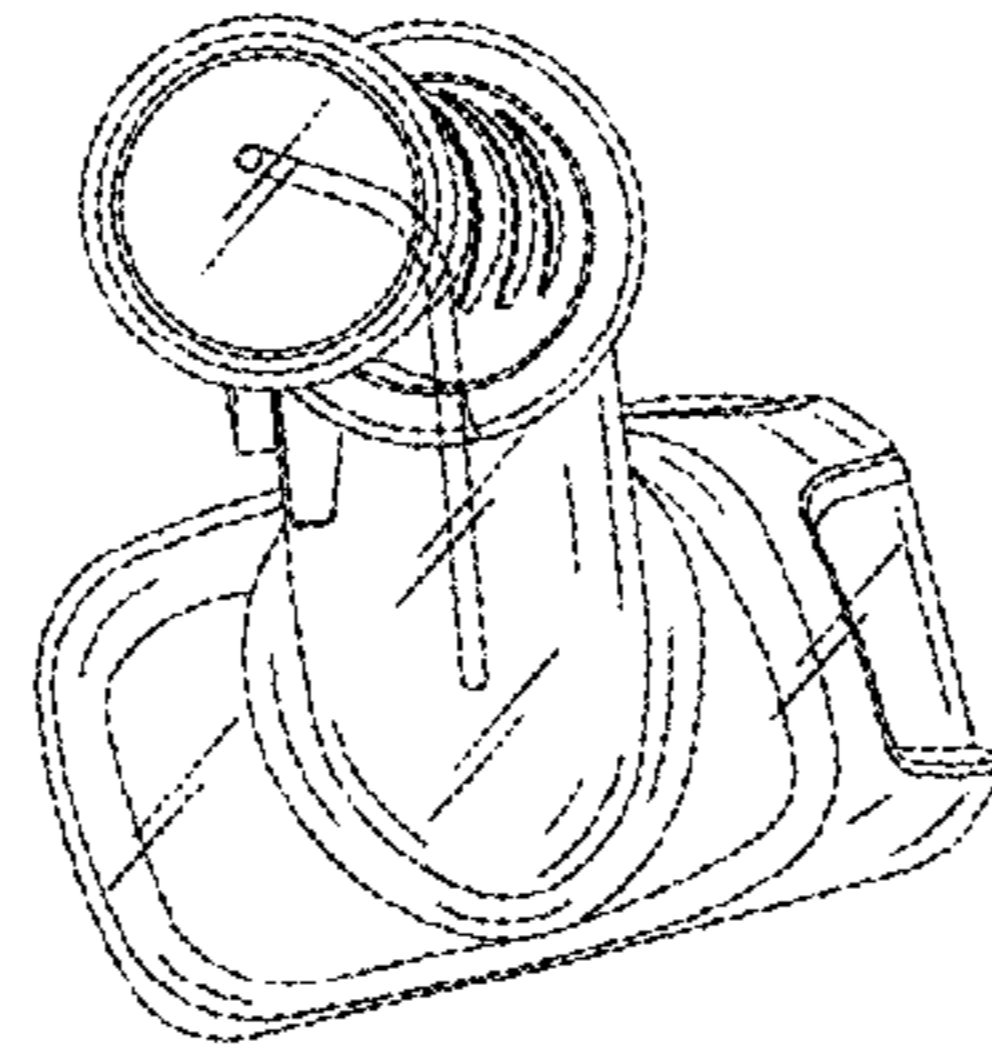


FIG. 5

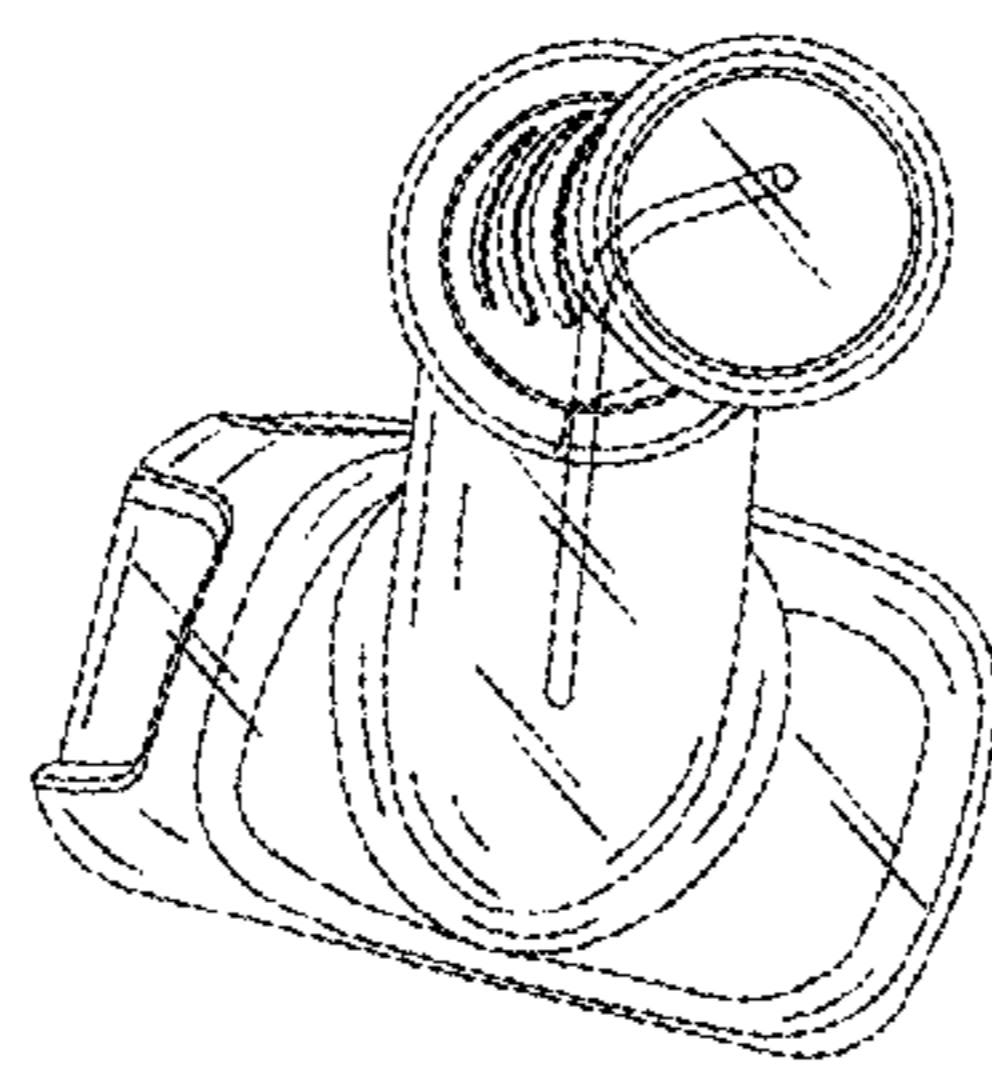


FIG. 6