



US00D867941S

(12) **United States Design Patent**
Li et al.

(10) **Patent No.:** **US D867,941 S**

(45) **Date of Patent:** **** Nov. 26, 2019**

(54) **AUTOMOBILE BUMPER**

(71) Applicant: **BYD COMPANY LIMITED**,
Shenzhen, Guangdong (CN)

(72) Inventors: **Leyang Li**, Shenzhen (CN); **Wenquan Tang**, Shenzhen (CN); **Changshu Shangguan**, Shenzhen (CN)

(73) Assignee: **BYD COMPANY LIMITED**,
Shenzhen (CN)

(**) Term: **15 Years**

(21) Appl. No.: **29/603,693**

(22) Filed: **May 11, 2017**

(30) **Foreign Application Priority Data**

Nov. 15, 2016 (CN) 2016 3 0553289

(51) **LOC (12) Cl.** **12-16**

(52) **U.S. Cl.**
USPC **D12/169**

(58) **Field of Classification Search**
USPC D12/86, 90, 91, 92, 163, 164, 167, 169,
D12/171, 196, 216
CPC B60R 19/02; B60R 19/18; B60R 19/24;
B60R 19/56; B60R 2019/007
See application file for complete search history.

(56) **References Cited**

U.S. PATENT DOCUMENTS

- D555,551 S * 11/2007 Kaoud D12/169
- 7,891,452 B2 * 2/2011 Iwamoto F01N 13/20
180/225
- D704,106 S * 5/2014 Borkert D12/169
- D714,196 S * 9/2014 Mays D12/169
- D715,708 S * 10/2014 Mays D12/169
- D750,539 S * 3/2016 Iwauchi D12/169

- D756,275 S * 5/2016 Ino D12/169
- D761,703 S * 7/2016 Song D12/163
- D766,786 S * 9/2016 Varga D12/169
- D782,374 S * 3/2017 Wheel D12/169
- D792,298 S * 7/2017 Komuro D12/169
- D797,618 S * 9/2017 Suzuki D12/169
- D802,499 S * 11/2017 Choi D12/169
- D802,500 S * 11/2017 Han D12/169
- D804,371 S * 12/2017 Whitla D12/169
- D807,258 S * 1/2018 Patel D12/169
- D807,800 S * 1/2018 Wheel D12/169
- D809,980 S * 2/2018 Tanaka D12/169
- D810,637 S * 2/2018 Wheel D12/169
- D811,286 S * 2/2018 Ishii D12/169
- D813,114 S * 3/2018 Zurian D12/169
- D814,991 S * 4/2018 Tanaka D12/169
- D814,994 S * 4/2018 Varga D12/169
- D819,525 S * 6/2018 Behmer D12/169
- 2008/0079271 A1 * 4/2008 Maruko B60R 19/52
293/102

(Continued)

Primary Examiner — Darlington Ly

(74) *Attorney, Agent, or Firm* — Calfee Halter & Griswold LLP


(57) **CLAIM**

We claim the ornamental design for an automobile bumper, as shown and described.

DESCRIPTION

FIG. 1 is a rendered front elevation view of an Automobile Bumper showing our new design;
 FIG. 2 is a rear elevation view thereof;
 FIG. 3 is a left side elevation view thereof;
 FIG. 4 is a right side elevation view thereof;
 FIG. 5 is a top plan view thereof;
 FIG. 6 is a bottom plan view thereof;
 FIG. 7 is a top, front, and right side perspective view thereof;
 and,
 FIG. 8 is a top, rear, and right side perspective view thereof.

1 Claim, 5 Drawing Sheets



(56)

References Cited

U.S. PATENT DOCUMENTS

2009/0243315 A1* 10/2009 Goldsberry B60R 19/18
293/155
2011/0049913 A1* 3/2011 Bernt B60R 19/48
293/102
2012/0292931 A1* 11/2012 Mizoguchi B60R 19/24
293/102

* cited by examiner




FIG. 1

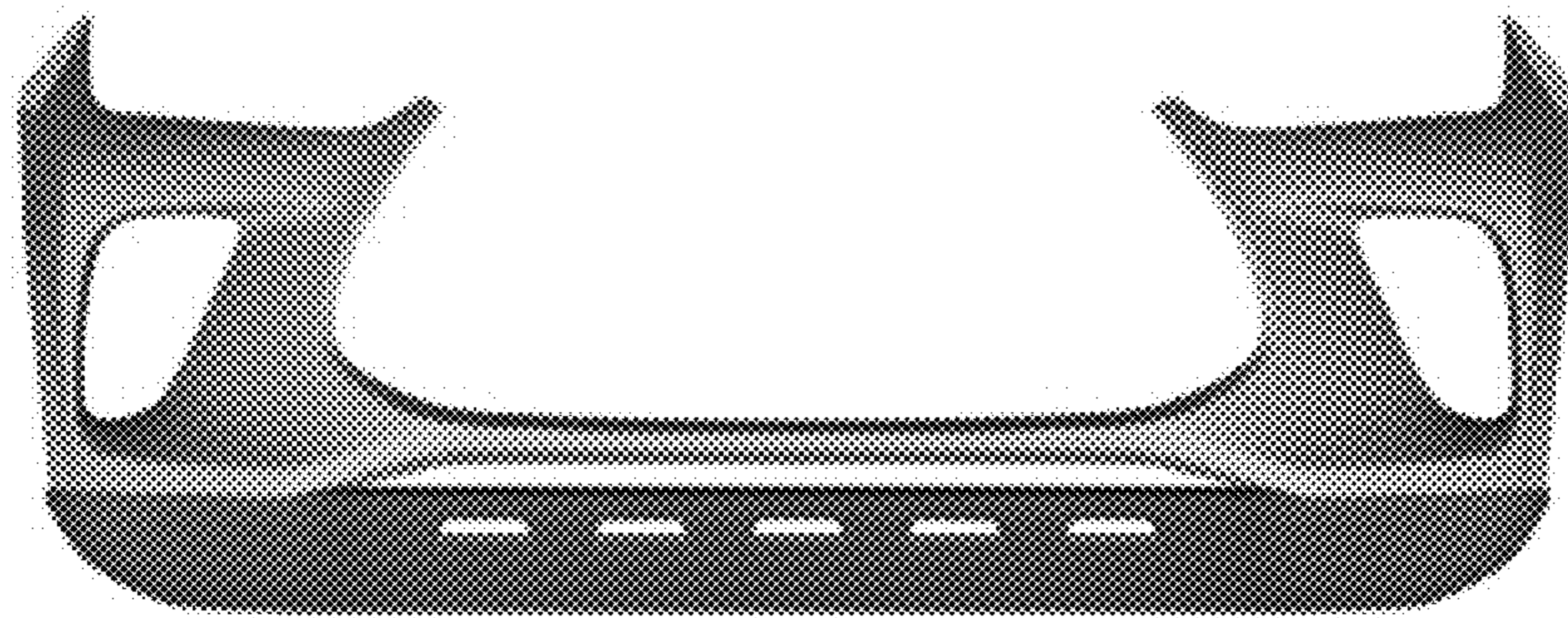


FIG. 2




FIG. 3




FIG. 4




FIG. 5




FIG. 6

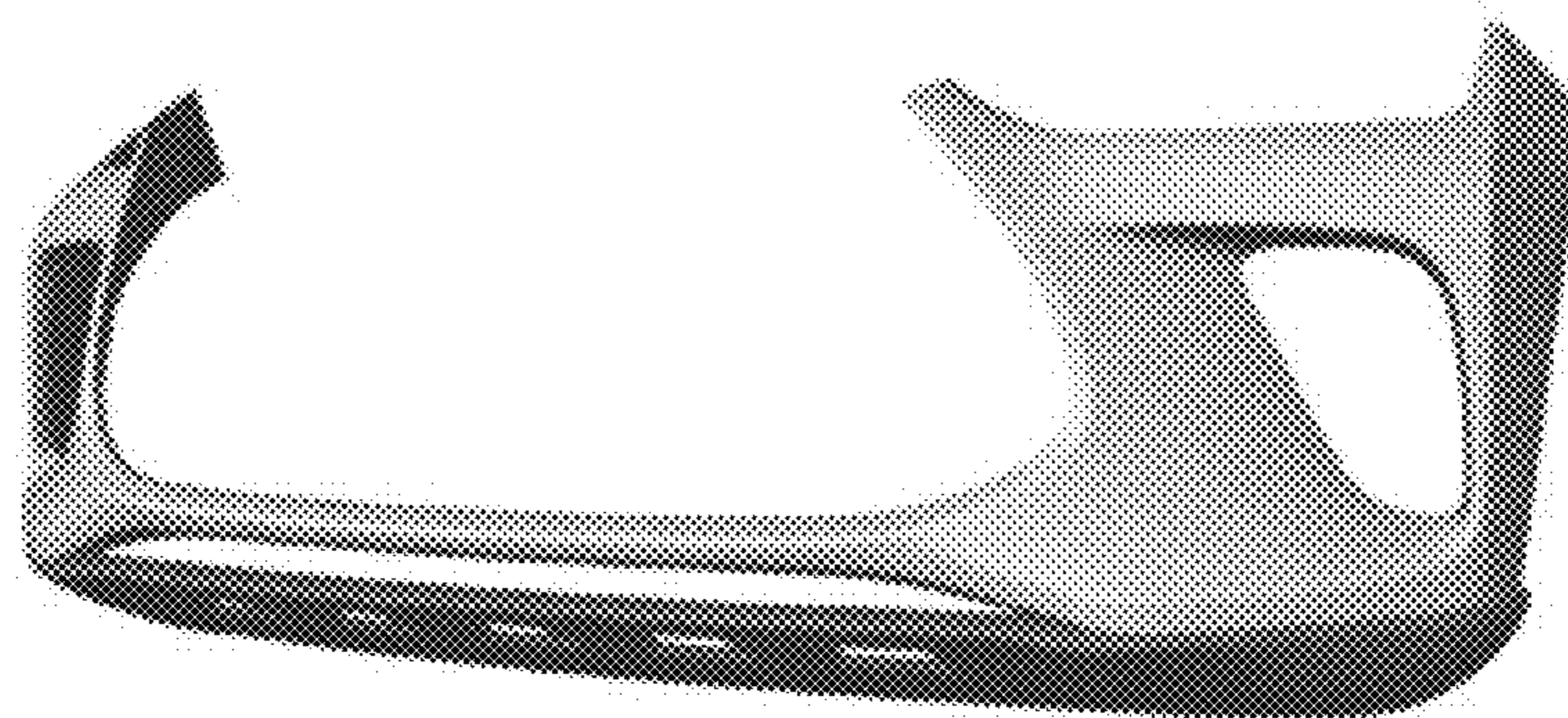


FIG. 7




FIG. 8