



US00D867931S

(12) **United States Design Patent** (10) **Patent No.:** **US D867,931 S**
Peat (45) **Date of Patent:** **** Nov. 26, 2019**

(54) **VEHICLE**
(71) Applicant: **Jaguar Land Rover Limited**, Whitley, Coventry (GB)
(72) Inventor: **Anthony Peat**, Coventry (GB)
(73) Assignee: **Jaguar Land Rover Limited**, Whitley, Coventry (GB)

D711,288 S * 8/2014 Butterworth D12/92
D718,662 S * 12/2014 Ishizuka D12/92
D719,878 S * 12/2014 Webber D12/92
D726,074 S * 4/2015 Beaven D12/92
D740,177 S * 10/2015 Callum D12/92
D748,535 S * 2/2016 Hatton D12/92
D758,921 S * 6/2016 Hatton D12/92
D793,908 S * 8/2017 Hatton D12/92
D811,943 S * 3/2018 Peat D12/92
D813,100 S * 3/2018 Hatton D12/92
D833,913 S * 11/2018 Hatton D12/92

(**) Term: **15 Years**
(21) Appl. No.: **29/640,913**
(22) Filed: **Mar. 19, 2018**

* cited by examiner
Primary Examiner — Melody N Brown
(74) *Attorney, Agent, or Firm* — Wood Herron & Evans LLP


(30) **Foreign Application Priority Data**
Sep. 18, 2017 (EM) 004360550
(51) **LOC (12) Cl.** **12-08**
(52) **U.S. Cl.**
USPC **D12/92**
(58) **Field of Classification Search**
USPC D12/86, 90-92; D21/424, 433, 434;
296/181.1-181.5, 183.1
CPC B62D 25/00; B62D 25/06; B62D 33/00;
B62D 35/00
See application file for complete search history.

(57) **CLAIM**
The ornamental design for a vehicle, as shown and described.

(56) **References Cited**
U.S. PATENT DOCUMENTS
D686,535 S * 7/2013 Van Braeckel D12/92
D700,544 S * 3/2014 Ramaciotti D12/92
D704,101 S * 5/2014 Beaven D12/92
D705,129 S * 5/2014 Badstuebner D12/91
D706,174 S * 6/2014 Garand D12/92
D711,287 S * 8/2014 Butterworth D12/92

DESCRIPTION
FIG. 1 is a right, front perspective view of a vehicle showing my new design;
FIG. 2 is a left, front perspective view thereof;
FIG. 3 is a left, rear perspective view thereof;
FIG. 4 is a right, rear perspective view thereof;
FIG. 5 is a front view thereof.
FIG. 6 is a rear view thereof.
FIG. 7 is a left side view thereof.
FIG. 8 is a right side view thereof; and,
FIG. 9 is a top view thereof.
In FIGS. 1-9, the broken lines form no part of the claimed invention, but are instead included to show environmental aspects thereof.

1 Claim, 9 Drawing Sheets






FIG. 1

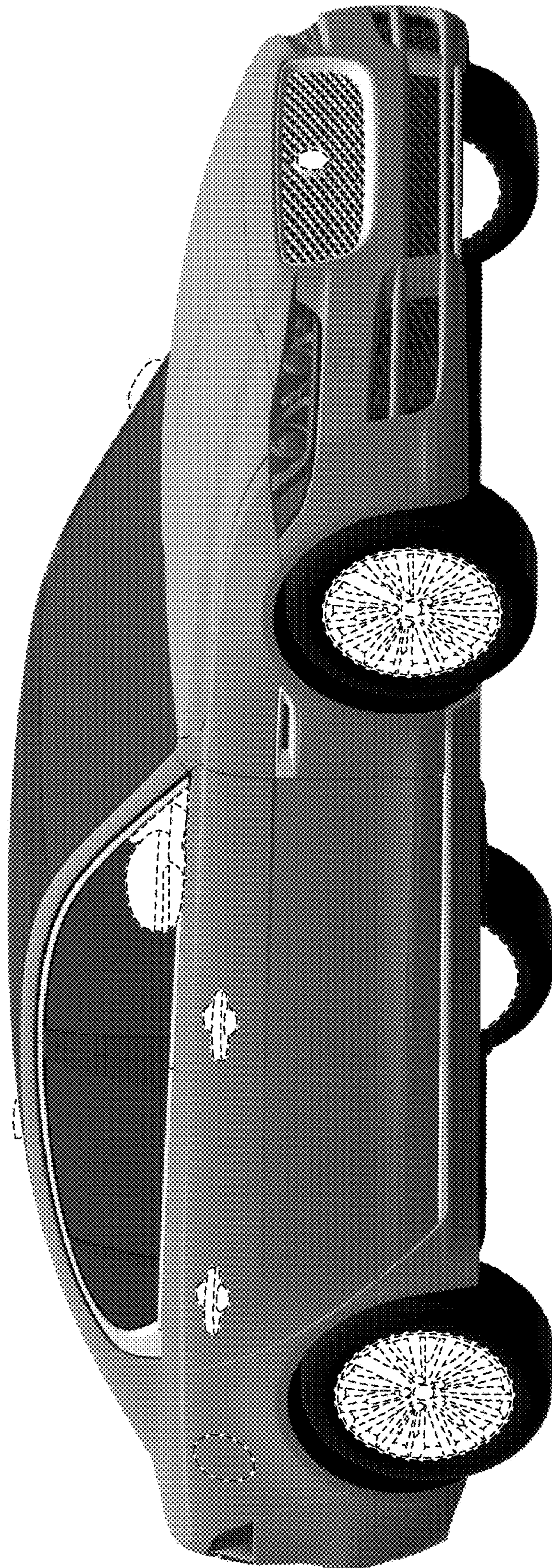


FIG. 2



FIG. 3

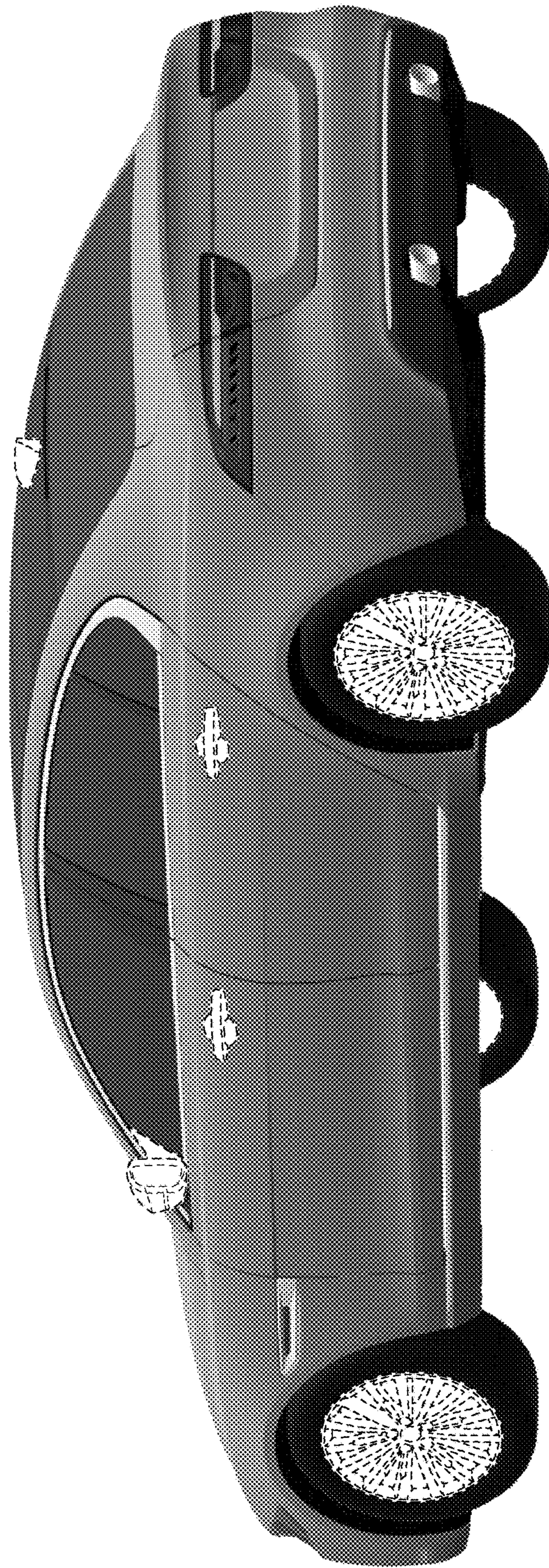


FIG. 4



FIG. 5



FIG. 6




FIG. 7




FIG. 8

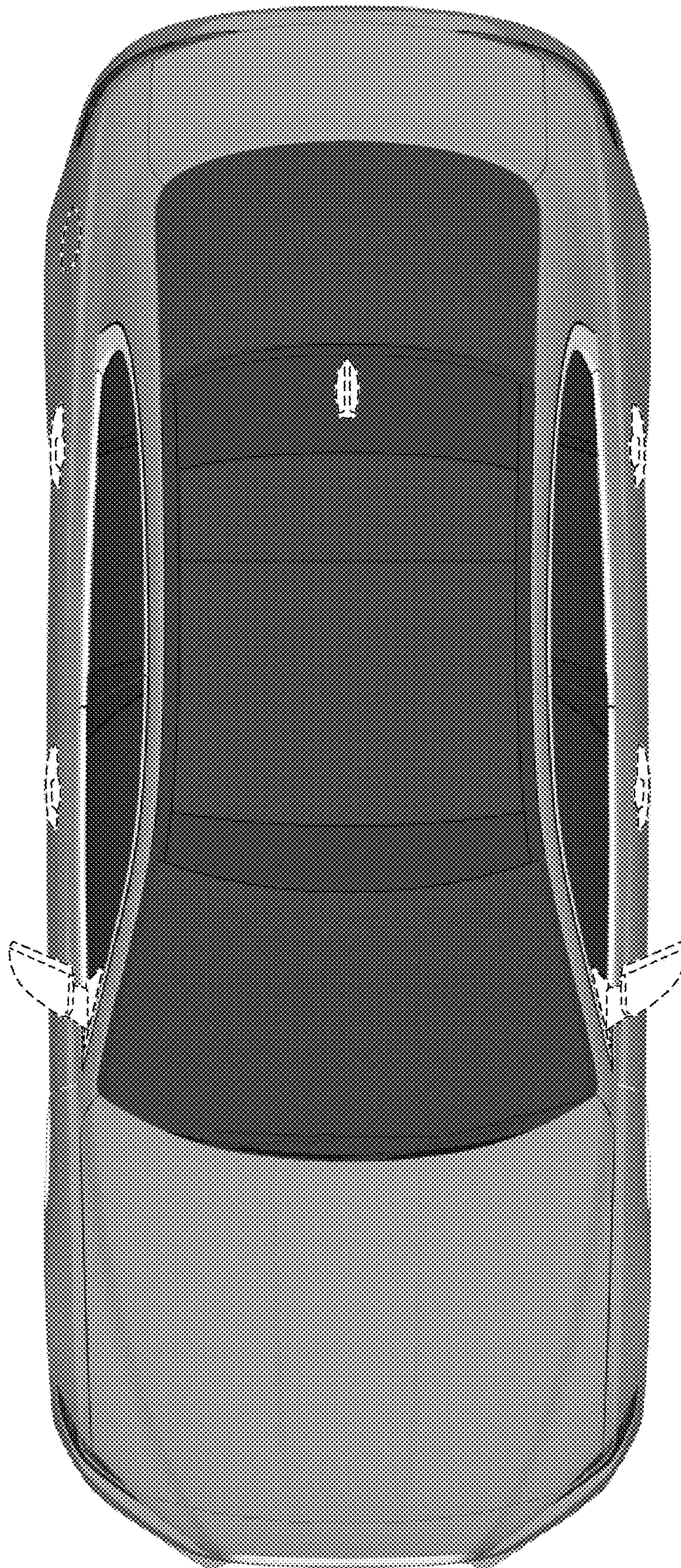


FIG. 9