

US00D867926S

(12) **United States Design Patent** (10) **Patent No.:** **US D867,926 S**
Salas (45) **Date of Patent:** **** *Nov. 26, 2019**

- (54) **GOLF CART SHADE**
- (71) Applicant: **Marla Jean Salas**, Lakewood, CO (US)
- (72) Inventor: **Marla Jean Salas**, Lakewood, CO (US)
- (*) Notice: This patent is subject to a terminal disclaimer.
- (**) Term: **15 Years**
- (21) Appl. No.: **29/615,892**
- (22) Filed: **Aug. 31, 2017**

Related U.S. Application Data

- (63) Continuation-in-part of application No. 29/550,148, filed on Dec. 30, 2015, now Pat. No. Des. 802,477.
- (51) **LOC (12) Cl.** **12-02**
- (52) **U.S. Cl.**
USPC **D12/16**
- (58) **Field of Classification Search**
USPC D5/1, 99; D6/362; D12/16, 181, 182, D12/183, 221, 400, 401, 403, 404, 418
CPC B60J 1/04; B60J 1/06; B60J 1/08; B60J 1/10; B60J 1/12; B60J 1/16; B60J 1/17; B60J 1/18; B60J 1/1853; B60J 1/2025; B60J 3/005
See application file for complete search history.

(56) **References Cited**

U.S. PATENT DOCUMENTS

- 1,688,673 A * 10/1928 Thurman B60J 3/005 160/22
- D298,615 S * 11/1988 Chionuma D12/401
- 4,819,979 A * 4/1989 Moglia B60J 1/20 296/77.1
- 5,259,656 A 11/1993 Carroll
- 5,344,206 A * 9/1994 Middleton B60J 1/2025 160/271
- 5,741,041 A 4/1998 Sullivan

- 6,547,304 B1 * 4/2003 Conner B60J 7/08 280/DIG. 5
- 6,916,059 B2 7/2005 Feinberg
- D635,085 S 3/2011 Parker
- 8,764,098 B2 7/2014 Markley et al.
- 8,776,816 B2 * 7/2014 Danziger E04H 15/48 135/139
- D724,518 S * 3/2015 Parker D12/400
- D802,477 S * 11/2017 Salas D12/16
- 2008/0164713 A1 * 7/2008 Saurman B60R 11/00 296/77.1
- 2009/0230714 A1 * 9/2009 Reese B60J 1/06 296/92
- 2009/0278373 A1 * 11/2009 Rouzer B60J 1/06 296/92
- 2011/0303371 A1 * 12/2011 Harrison B60J 1/2011 160/370.21

(Continued)

Primary Examiner — Mary Ann Calabrese
Assistant Examiner — Catherine Ho
(74) *Attorney, Agent, or Firm* — Reilly Intellectual Property Law Firm


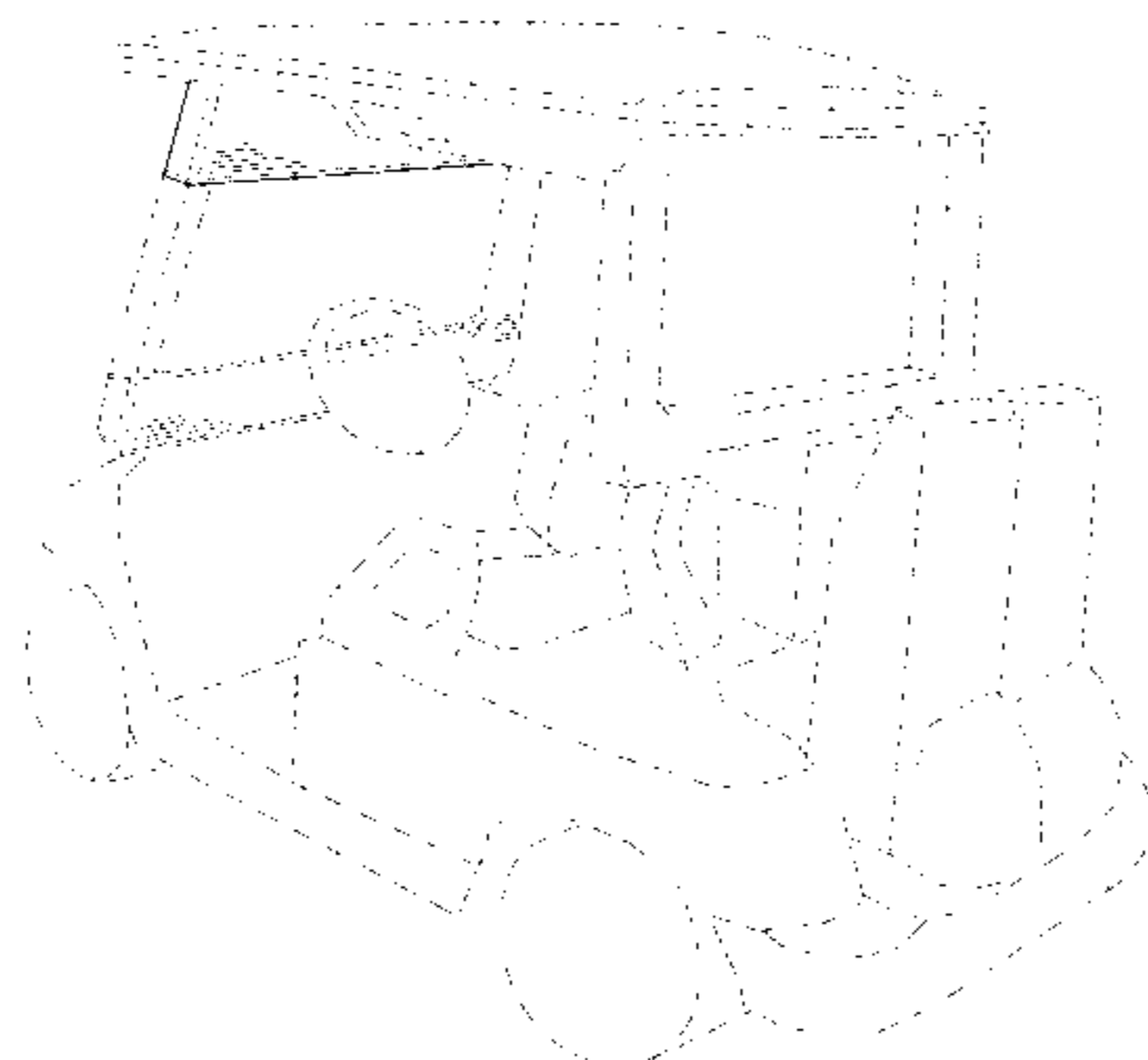
(57) **CLAIM**

The ornamental design for a golf cart shade, as shown and described.

DESCRIPTION

FIG. 1 is a perspective view of a golf cart shade, showing my new design;
FIG. 2 is a side view of FIG. 1;
FIG. 3 is a top view of FIG. 1;
FIG. 4 is a front view of FIG. 1;
FIG. 5 is a bottom view of FIG. 1;
FIG. 6 is a rear view of FIG. 1; and,
FIG. 7 is an opposite side view of FIG. 2.
The dot-dot-dash line portion of the figure drawings represent stitching. All evenly spaced broken line portion of the figure drawings show environment that form no part of the claimed design.

1 Claim, 3 Drawing Sheets



(56)

References Cited

U.S. PATENT DOCUMENTS

2014/0084621 A1 * 3/2014 DeVoss, Jr. B60J 1/2011
296/135

* cited by examiner




Fig. 1




Fig. 2



Fig. 3




Fig. 4



Fig. 5

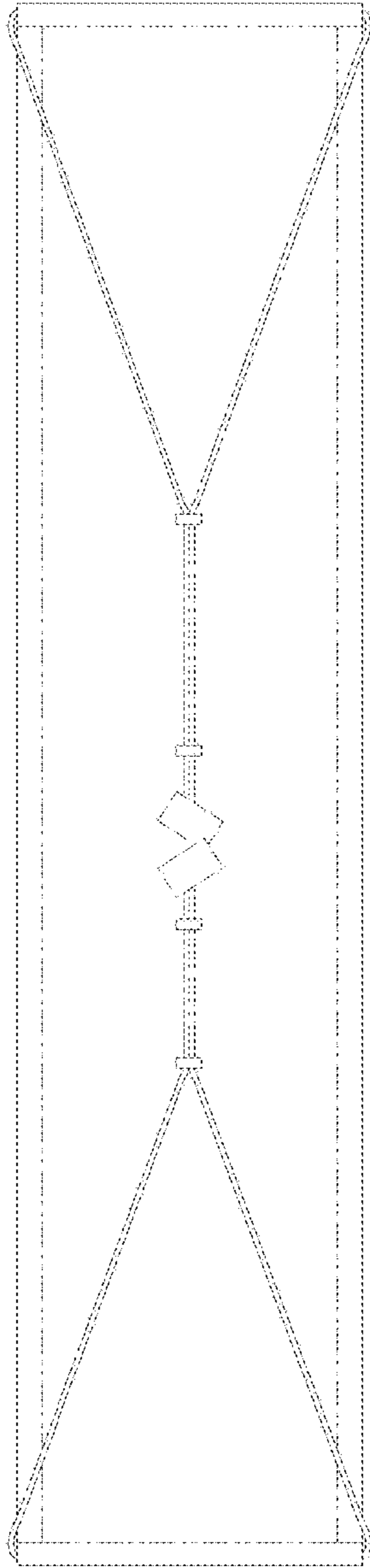


Fig. 6




Fig. 7