



US00D867916S

(12) **United States Design Patent**
Tatic

(10) **Patent No.:** **US D867,916 S**

(45) **Date of Patent:** **** Nov. 26, 2019**

(54) **READER HOUSING**

DESCRIPTION

(71) Applicant: **ASSA ABLOY AB**, Stockholm (SE)

(72) Inventor: **Aleksandar Tatic**, Milan (IT)

(73) Assignee: **ASSA ABLOY AB**, Stockholm (SE)

(**) Term: **15 Years**

(21) Appl. No.: **29/629,849**

(22) Filed: **Dec. 15, 2017**

(51) **LOC (12) Cl.** **10-05**

(52) **U.S. Cl.**

USPC **D10/106.95**; D14/383

(58) **Field of Classification Search**

USPC D10/20, 21, 24, 25, 27, 28, 40, 41, 46,
D10/49, 50, 51, 52, 53, 60, 61, 104.1,
(Continued)

(56) **References Cited**

U.S. PATENT DOCUMENTS

D327,856 S * 7/1992 Loew D10/106.95

D574,850 S * 8/2008 Zimman D14/496

(Continued)

OTHER PUBLICATIONS

“Securitron DK-26 Digital Keypad Systems” available May 7, 2019, [online], [site visited May 7, 2019]. Retrieved from Internet, <URL:https://www.assaabloyesh.com/en/local/assaabloyeshcom/products/keypads-readers/keypad-systems/securitron-dk-26/> (Year: 2019).*

(Continued)

Primary Examiner — Cathron C Brooks

Assistant Examiner — Katrina N Gonzalez

(74) *Attorney, Agent, or Firm* — Schwegman Lundberg & Woessner, P.A.

(57) **CLAIM**

The ornamental design for a reader housing, as shown and described.

FIG. 1 is an isometric view of the first embodiment of the reader housing;
FIG. 2 is a front view of the reader housing of FIG. 1;
FIG. 3 is a rear view of the reader housing of FIG. 1;
FIG. 4 is a left side view of the reader housing of FIG. 1;
FIG. 5 is a right side view of the reader housing of FIG. 1;
FIG. 6 is a top view of the reader housing of FIG. 1;
FIG. 7 is a bottom view of the reader housing of FIG. 1;
FIG. 8 is another isometric view of the reader housing of FIG. 1, but shown with different broken line subject matter.
FIG. 9 is a front view of the reader housing of FIG. 8;
FIG. 10 is a rear view of the reader housing of FIG. 8;
FIG. 11 is a left side view of the reader housing of FIG. 8;
FIG. 12 is a right side view of the reader housing of FIG. 8;
FIG. 13 is a top view of the reader housing of FIG. 8;
FIG. 14 is a bottom view of the reader housing of FIG. 8;
FIG. 15 is another isometric view of the reader housing of FIG. 1, but shown with different broken line subject matter.
FIG. 16 is a front view of the reader housing of FIG. 15;
FIG. 17 is a rear view of the reader housing of FIG. 15;
FIG. 18 is a left side view of the reader housing of FIG. 15;
FIG. 19 is a right side view of the reader housing of FIG. 15;
FIG. 20 is a top view of the reader housing of FIG. 15;
FIG. 21 is a bottom view of the reader housing of FIG. 15;
FIG. 22 is another isometric view of the reader housing of FIG. 1, but shown with different broken line subject matter.
FIG. 23 is a front view of the reader housing of FIG. 22;
FIG. 24 is a rear view of the reader housing of FIG. 22;
FIG. 25 is a left side view of the reader housing of FIG. 22;
FIG. 26 is a right side view of the reader housing of FIG. 22;
FIG. 27 is a top view of the reader housing of FIG. 22;
FIG. 28 is a bottom view of the reader housing of FIG. 22;
FIG. 29 is an isometric view of the second embodiment of a reader housing;
FIG. 30 is a front view of the reader housing of FIG. 29;
FIG. 31 is a rear view of the reader housing of FIG. 29;
FIG. 32 is a left side view of the reader housing of FIG. 29;
FIG. 33 is a right side view of the reader housing of FIG. 29;
FIG. 34 is a top view of the reader housing of FIG. 29;
FIG. 35 is a bottom view of the reader housing of FIG. 29;

(Continued)

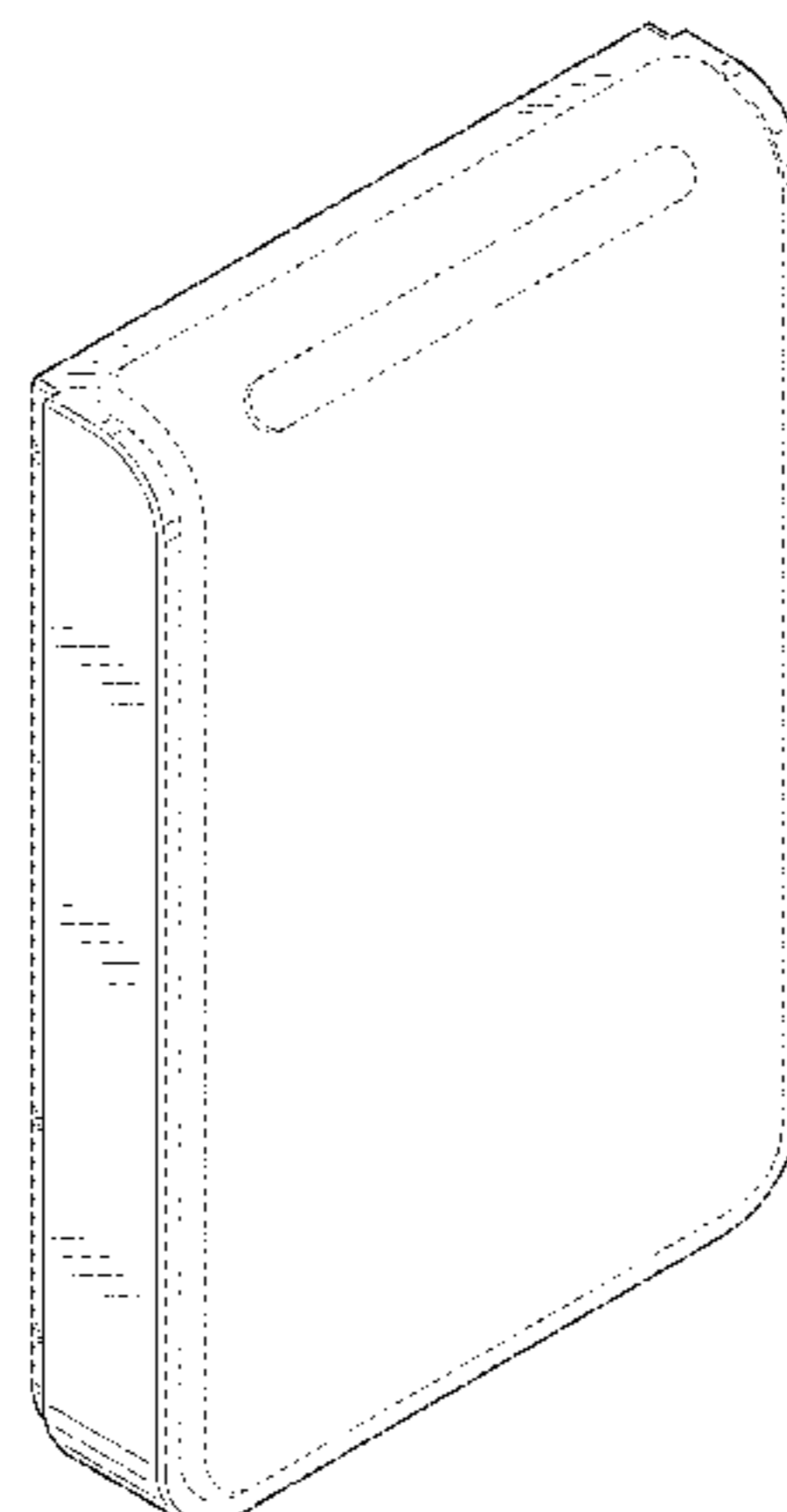



FIG. 36 is another isometric view of the reader housing of FIG. 29, but shown with different broken line subject matter. FIG. 37 is a front view of the reader housing of FIG. 36; FIG. 38 is a rear view of the reader housing of FIG. 36; FIG. 39 is a left side view of the reader housing of FIG. 36; FIG. 40 is a right side view of the reader housing of FIG. 36; FIG. 41 is a top view of the reader housing of FIG. 36; FIG. 42 is a bottom view of the reader housing of FIG. 36; FIG. 43 is another isometric view of the reader housing of FIG. 29, but shown with different broken line subject matter. FIG. 44 is a front view of the reader housing of FIG. 43; FIG. 45 is a rear view of the reader housing of FIG. 43; FIG. 46 is a left side view of the reader housing of FIG. 43; FIG. 47 is a right side view of the reader housing of FIG. 43; FIG. 48 is a top view of the reader housing of FIG. 43; FIG. 49 is a bottom view of the reader housing of FIG. 43; FIG. 50 is another isometric view of the reader housing of FIG. 29, but shown with different broken line subject matter. FIG. 51 is a front view of the reader housing of FIG. 50; FIG. 52 is a rear view of the reader housing of FIG. 50; FIG. 53 is a left side view of the reader housing of FIG. 50; FIG. 54 is a right side view of the reader housing of FIG. 50; FIG. 55 is a top view of the reader housing of FIG. 50; FIG. 56 is a bottom view of the reader housing of FIG. 50; FIG. 57 is an isometric view of the third embodiment of a reader housing; FIG. 58 is a front view of the reader housing of FIG. 57; FIG. 59 is a rear view of the reader housing of FIG. 57; FIG. 60 is a left side view of the reader housing of FIG. 57; FIG. 61 is a right side view of the reader housing of FIG. 57; FIG. 62 is a top view of the reader housing of FIG. 57; and, FIG. 63 is a bottom view of the reader housing of FIG. 57. The broken lines illustrate portions of the reader housing that form no part of the claimed design.

1 Claim, 46 Drawing Sheets

(58) **Field of Classification Search**

USPC D10/104.2, 106.1, 106.2, 106.3, 106.4,
D10/106.6, 106.7, 106.95, 108, 109.1,
D10/109.2, 116.1, 118, 118.1, 118.2, 121;
D16/202, 203, 208, 209, 215; 340/540,
340/541, 542, 551, 593, 577, 590, 627,
340/555, 556, 584; D14/387, 371, 383,
D14/388–390, 496, 401, 435, 474, 483,
D14/240, 217, 137, 138, 160, 168
CPC ... G08B 3/00; G08B 3/10; G08B 7/00; G08B
7/06
See application file for complete search history.

(56) **References Cited**

U.S. PATENT DOCUMENTS

D589,832 S * 4/2009 Ogura D10/108
D596,977 S * 7/2009 Ogura D10/108

D616,321 S * 5/2010 Skaf D10/104.1
D673,153 S * 12/2012 Bousfield D14/385
D673,533 S * 1/2013 Ennabli D14/230
D696,255 S * 12/2013 Bousfield D14/385
D699,613 S * 2/2014 Ke D10/106.95
D699,614 S * 2/2014 Ke D10/106.95
D699,615 S * 2/2014 Ke D10/106.95
D699,616 S * 2/2014 Ke D10/106.95
D705,107 S * 5/2014 Corso D10/106.1
D719,862 S * 12/2014 Fiedler D10/106.95
D736,207 S * 8/2015 Bousfield D14/385
D775,537 S * 1/2017 Kikstra D10/106.6
D817,208 S * 5/2018 Ravat D10/118.2
D821,401 S * 6/2018 Siebels D14/420
D834,437 S * 11/2018 Zhang D10/106.95
D834,979 S * 12/2018 Zhang D10/106.95
D839,874 S * 2/2019 Biesart D14/383
D842,156 S * 3/2019 Hanna D10/118.2
D844,615 S * 4/2019 Laurans D14/399
D844,616 S * 4/2019 Castle D14/399

OTHER PUBLICATIONS

“Axis A4010-E Reader without Keypad _ Axis Communications” available May 7, 2019, [online], [site visited May 7, 2019]. Retrieved from Internet, <URL:https://www.axis.com/en-us/products/axis-a4010-e-reader-without-keypad> (Year: 2019).*

“Securitron R100 Reader” available May 25, 2016, [online], [site visited May 7, 2019]. Retrieved from Internet, <URL:https://web.archive.org/web/20160525173717/https://www.intelligentopenings.com/en/site/intelligentopenings/products/wireless-access-control/aperio/securitron-r100/> (Year: 2016).*

“Waterproof Metal Shell Wiegand 26 & ID Standalone Keypad Access Control Reader” available May 7, 2019, [online], [site visited May 7, 2019]. Retrieved from Internet, <URL:https://www.ebay.com/itm/Waterproof-Metal-Shell-Wiegand-26-ID-Standalone-Keypad-Access-Control-Reader-/282761867658> (Year: 2019).*

“Biometric Finger Print Access Control” available May 7, 2019, [online], [site visited May 7, 2019]. Retrieved from Internet, <URL:https://www.jaycar.com.au/biometric-finger-print-access-control/p/LA5121> (Year: 2019).*

“aptiQ™ Multi-technology readers,” Allegion, © 2016, 2 pages.

“BioEntry Plus IP based Fingerprint Access Control,” Suprema, 2012, 2 pages.

“Ethos® Advanced Access Readers Secure Communications,” WaveLynx Technologies, Jul. 2016, 2 pages.

“FIPS 201-1 compliant readers,” Allegion, © 2016, 2 pages.

“HID Proximity 125 kHz Cards and Readers,” HID Global Corporation, © 2010, 20 pages.

“iCLASS 13.56 MHz contactless smart cards and readers,” HID Global Corporation, © 2009, 2 pages.

“iCLASS® Installlation Guide,” HID Global Corporation, © 2009, 12 pages.

“Indala Keypad Card Readers,” HID Global Corporation, © 2009, 2 pages.

“Indala Prox 125 kHz Proximity—Readers,” HID Global Corporation, May 2007, 1 page.

“Personal Identity Verification (PIV) Enablement Solutions,” HID Global Corporation, © 2016, 8 pages.

“Physical Access Solutions, iCLASS SE® Readers,” HID Global Corporation, © 2016, 2 pages.

“Readers and credentials,” Allegion, © 2014, 8 pages.

* cited by examiner




FIG.1




FIG.2




FIG.3




FIG. 4




FIG. 5




FIG. 6

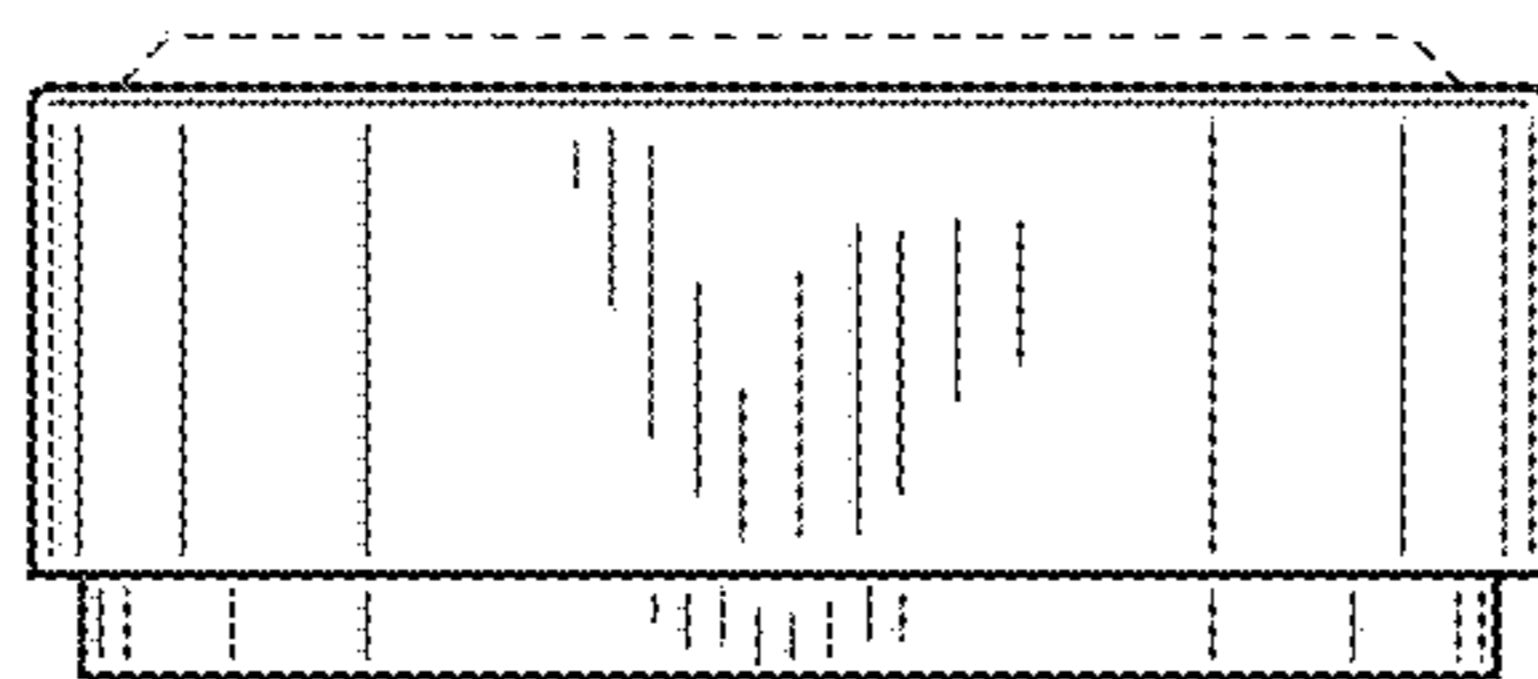


FIG. 7

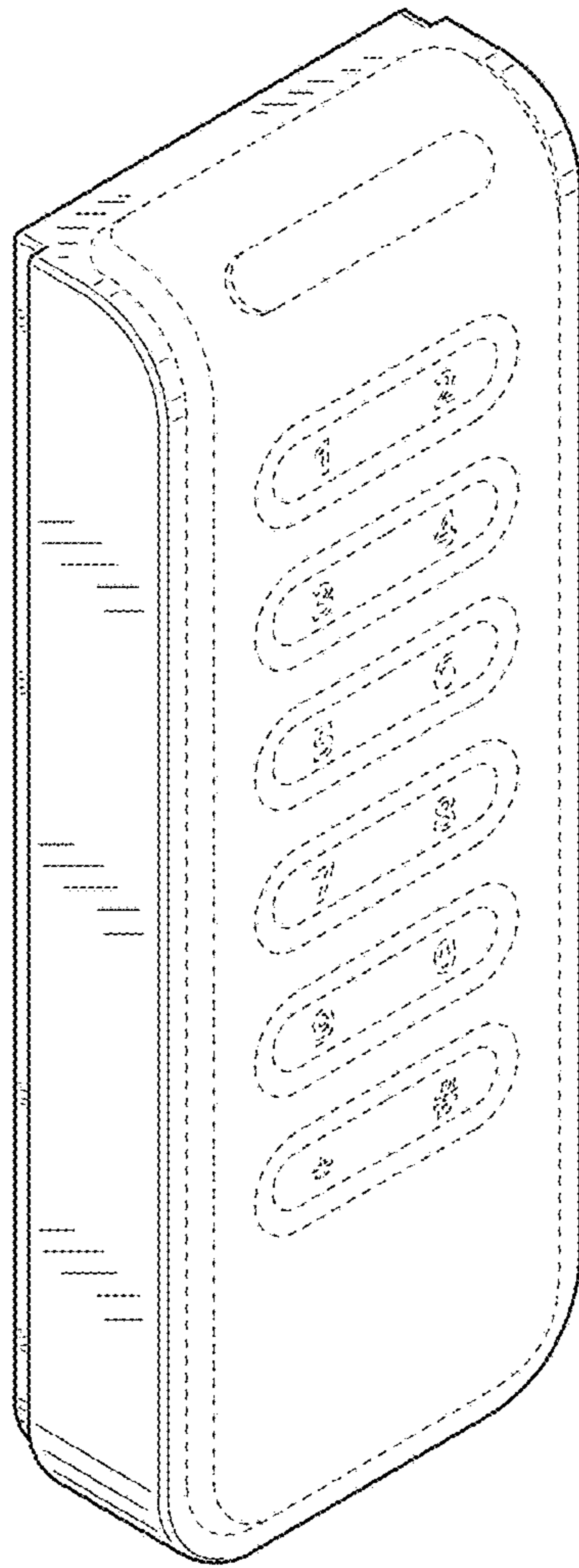


FIG.8

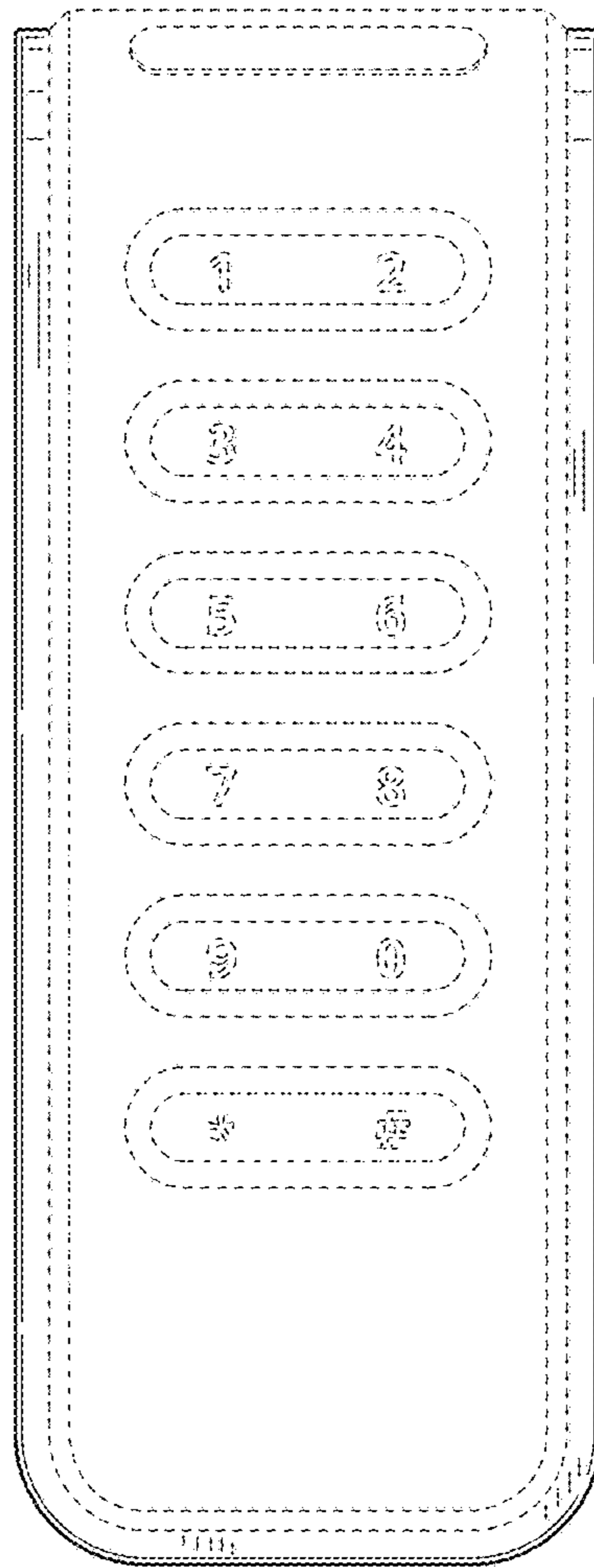


FIG. 9




FIG.10




FIG. 11




FIG. 12




FIG.13




FIG.14

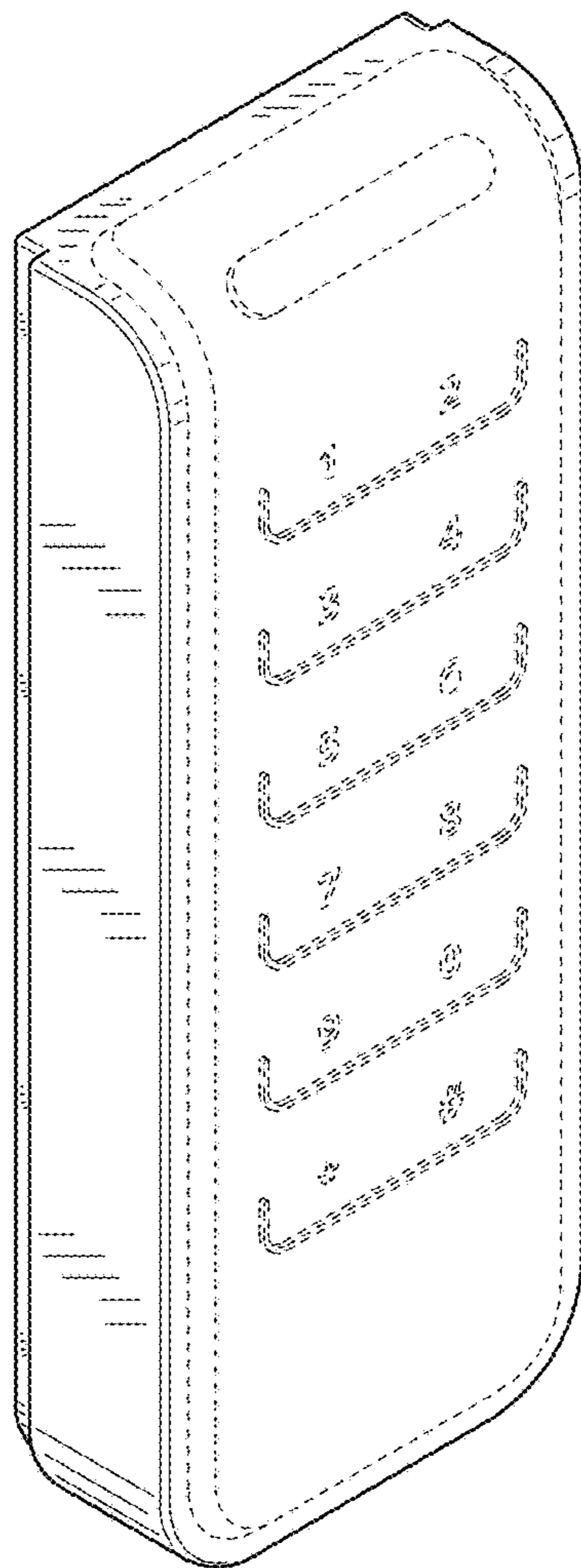


FIG.15

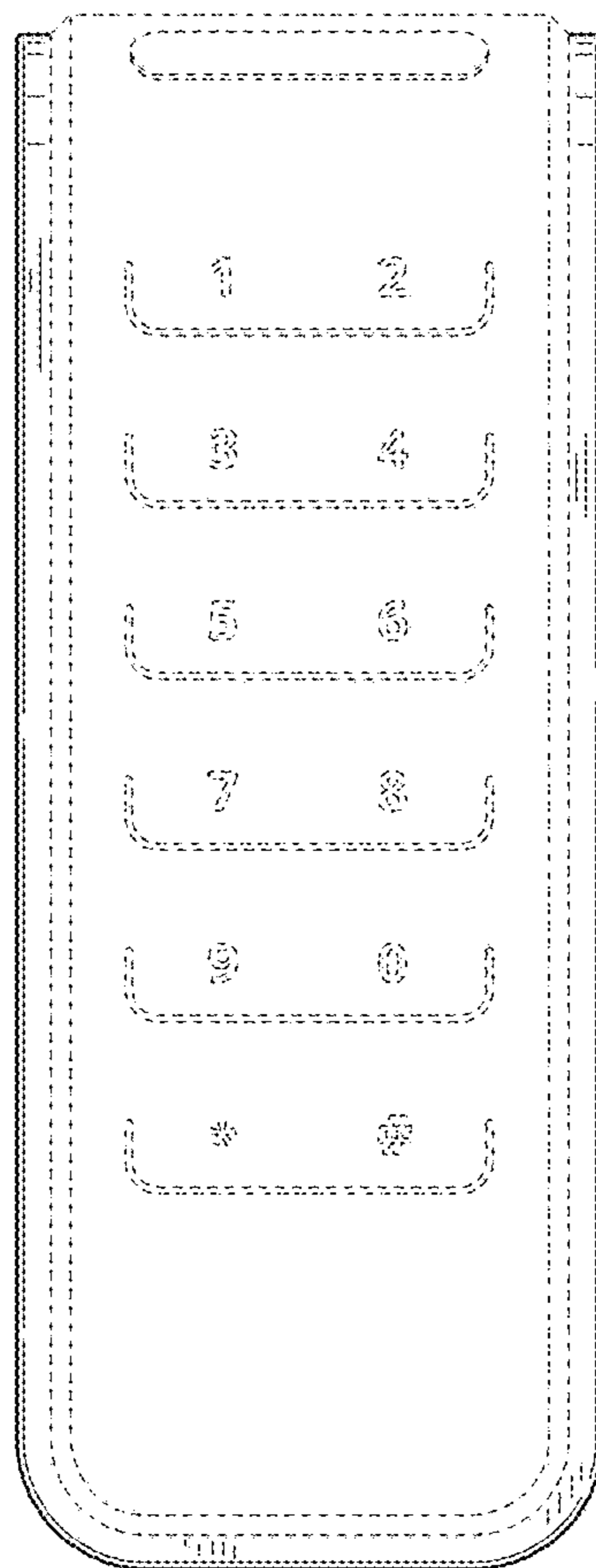


FIG. 16




FIG.17

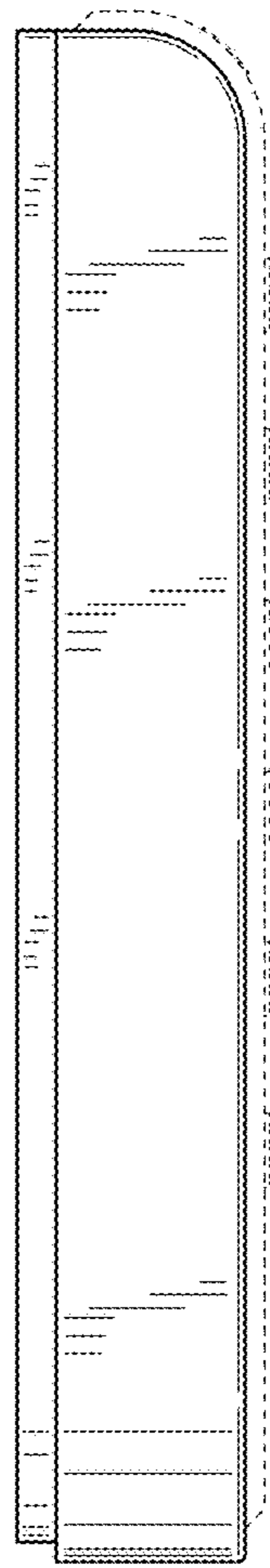


FIG. 18




FIG. 19




FIG.20

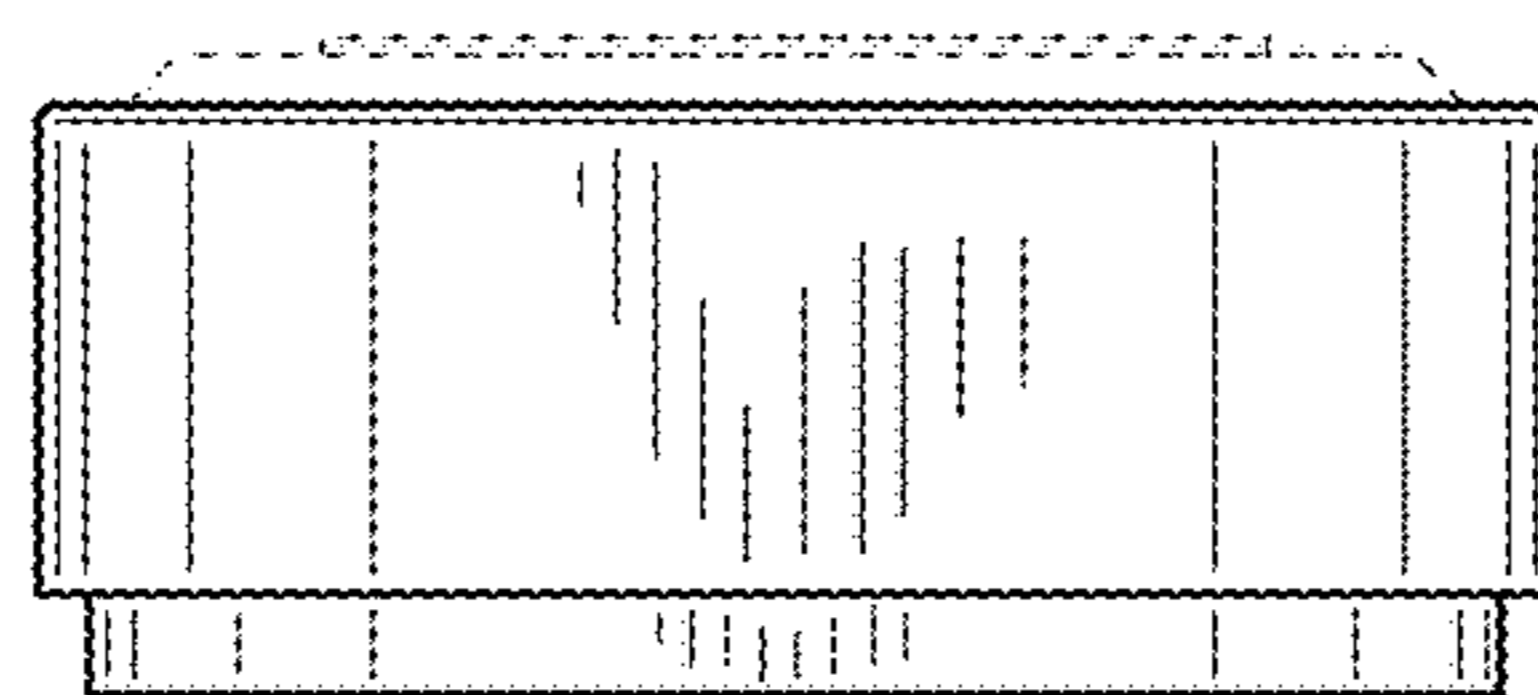


FIG.21

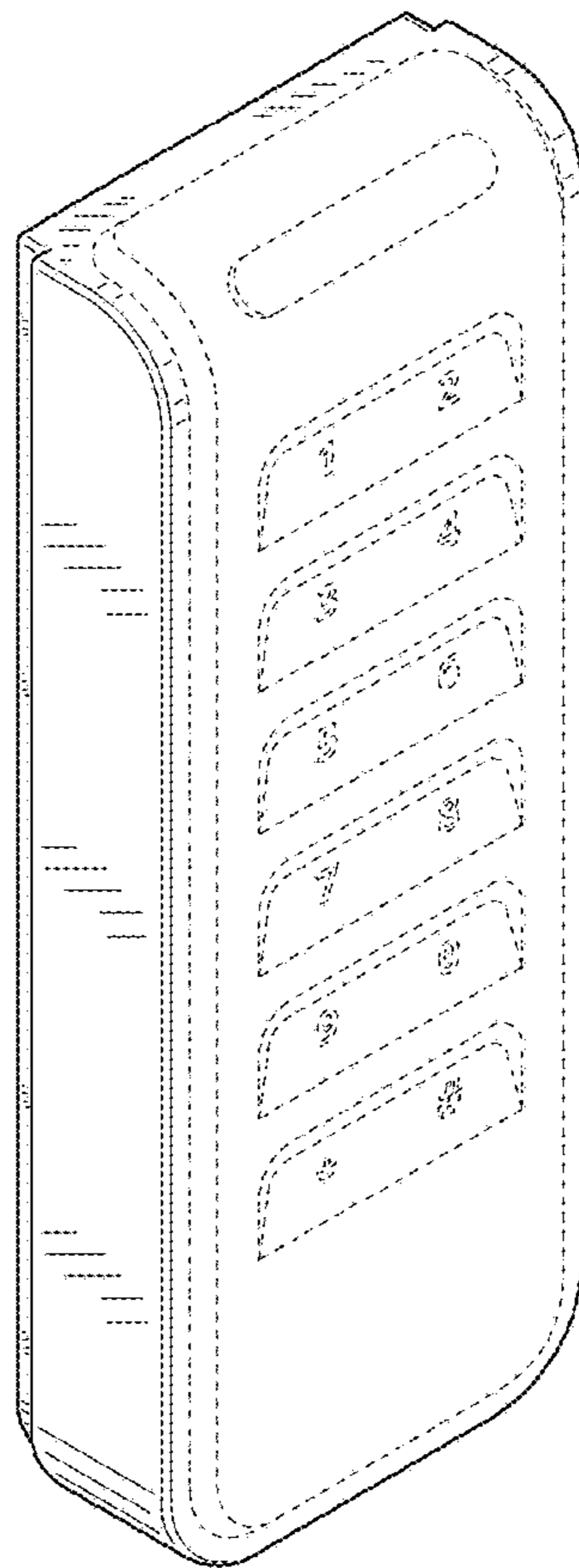


FIG.22

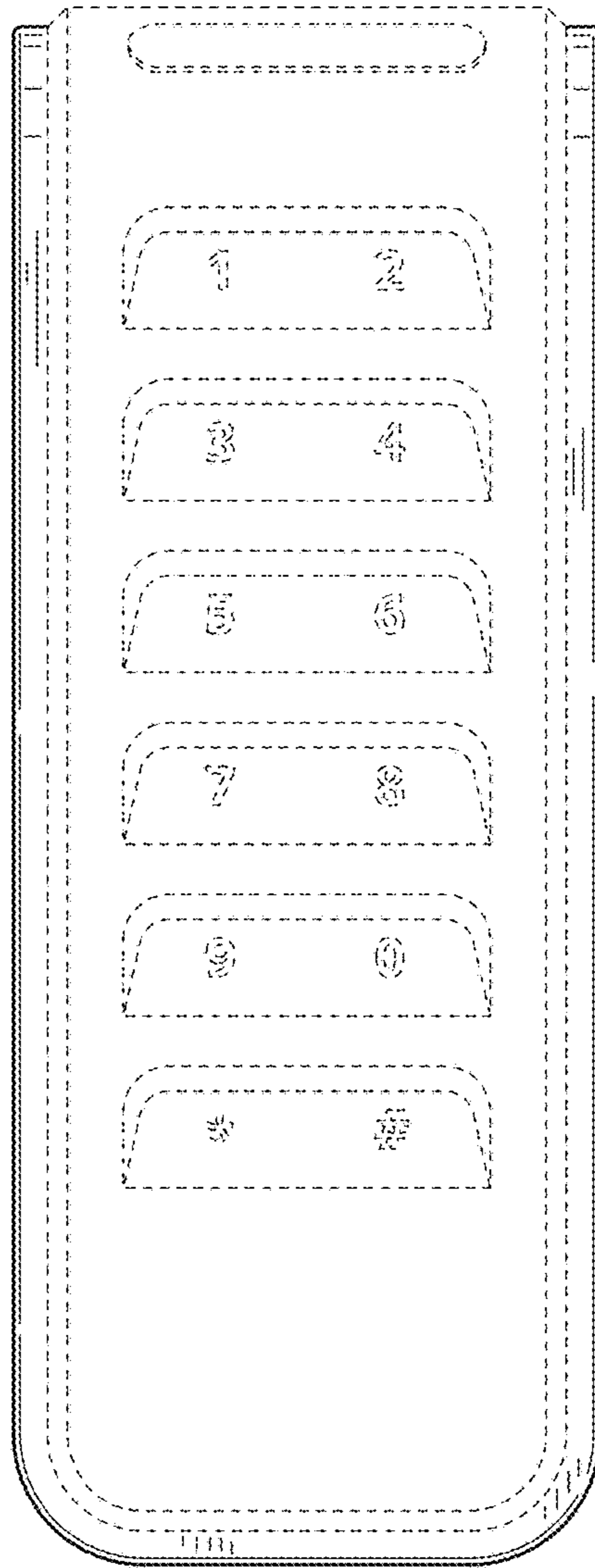


FIG.23




FIG.24




FIG. 25




FIG. 26




FIG.27

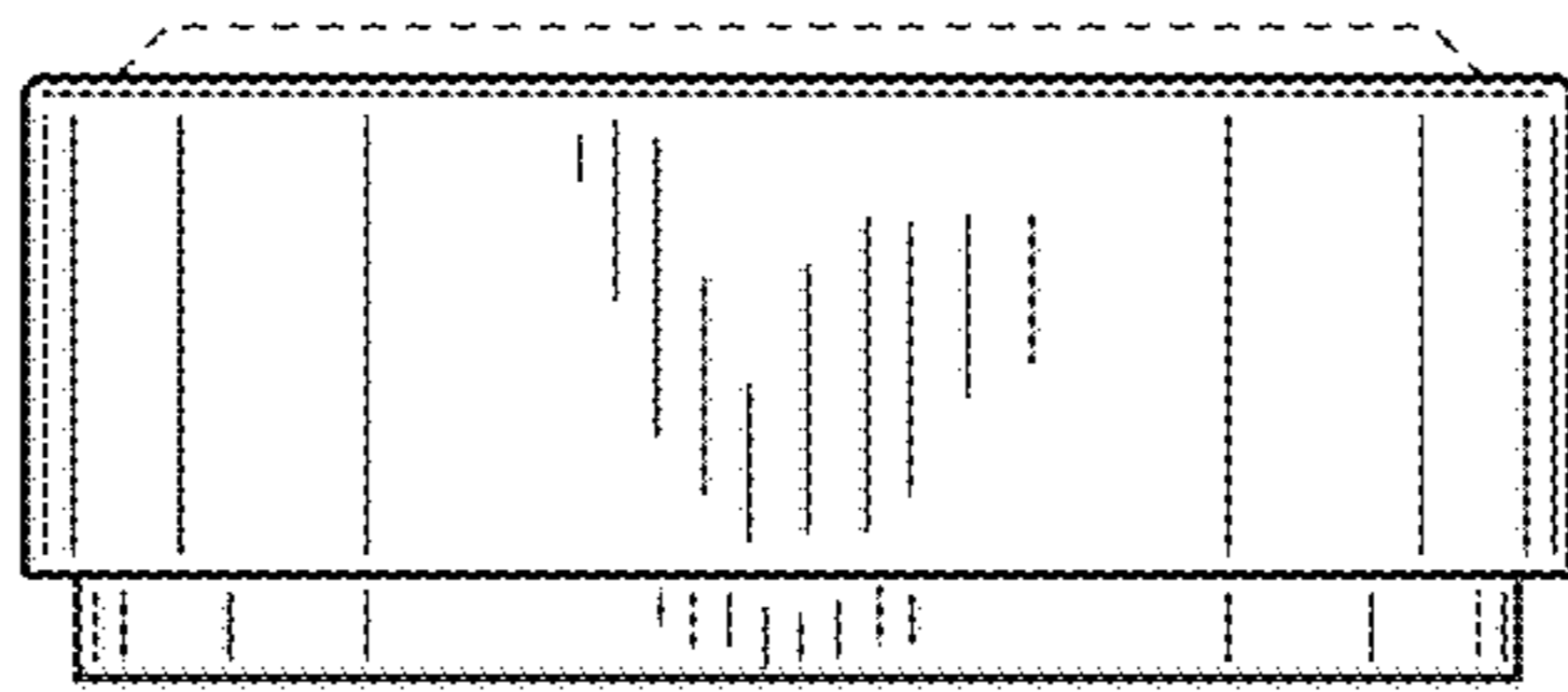


FIG.28

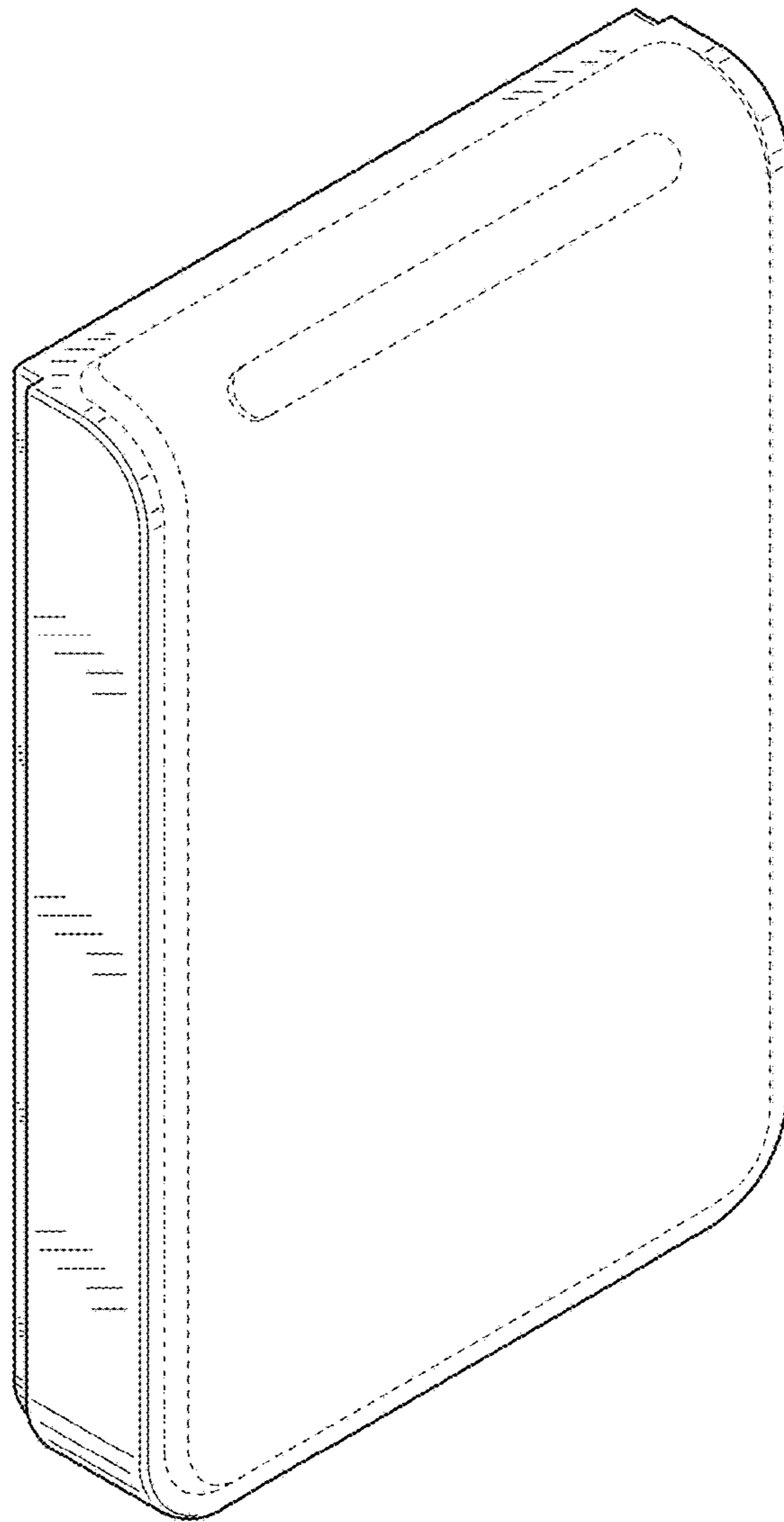


FIG.29




FIG.30




FIG.31




FIG.32




FIG.33




FIG.34

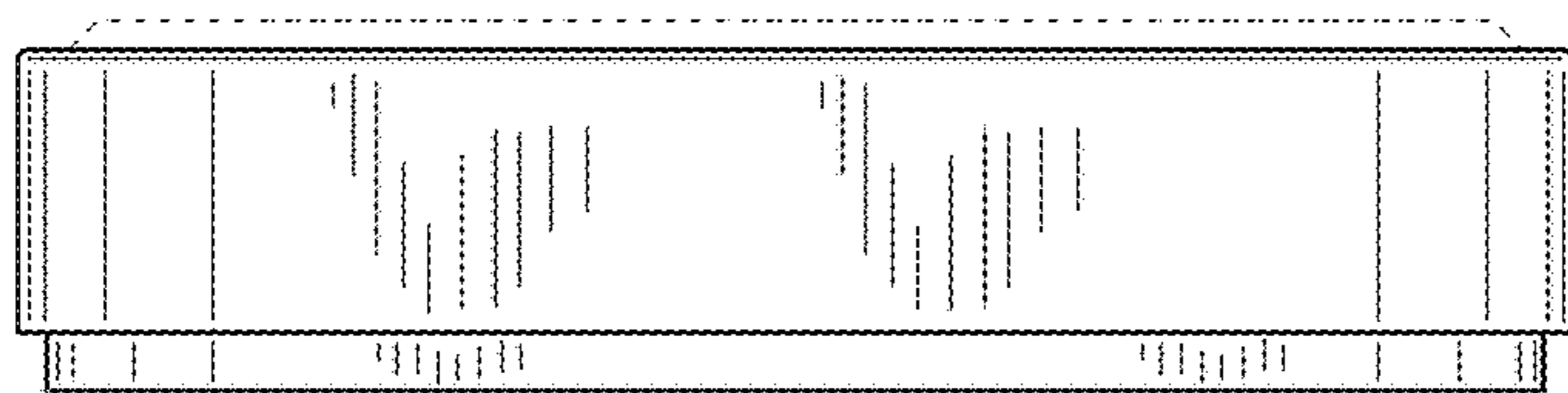


FIG.35

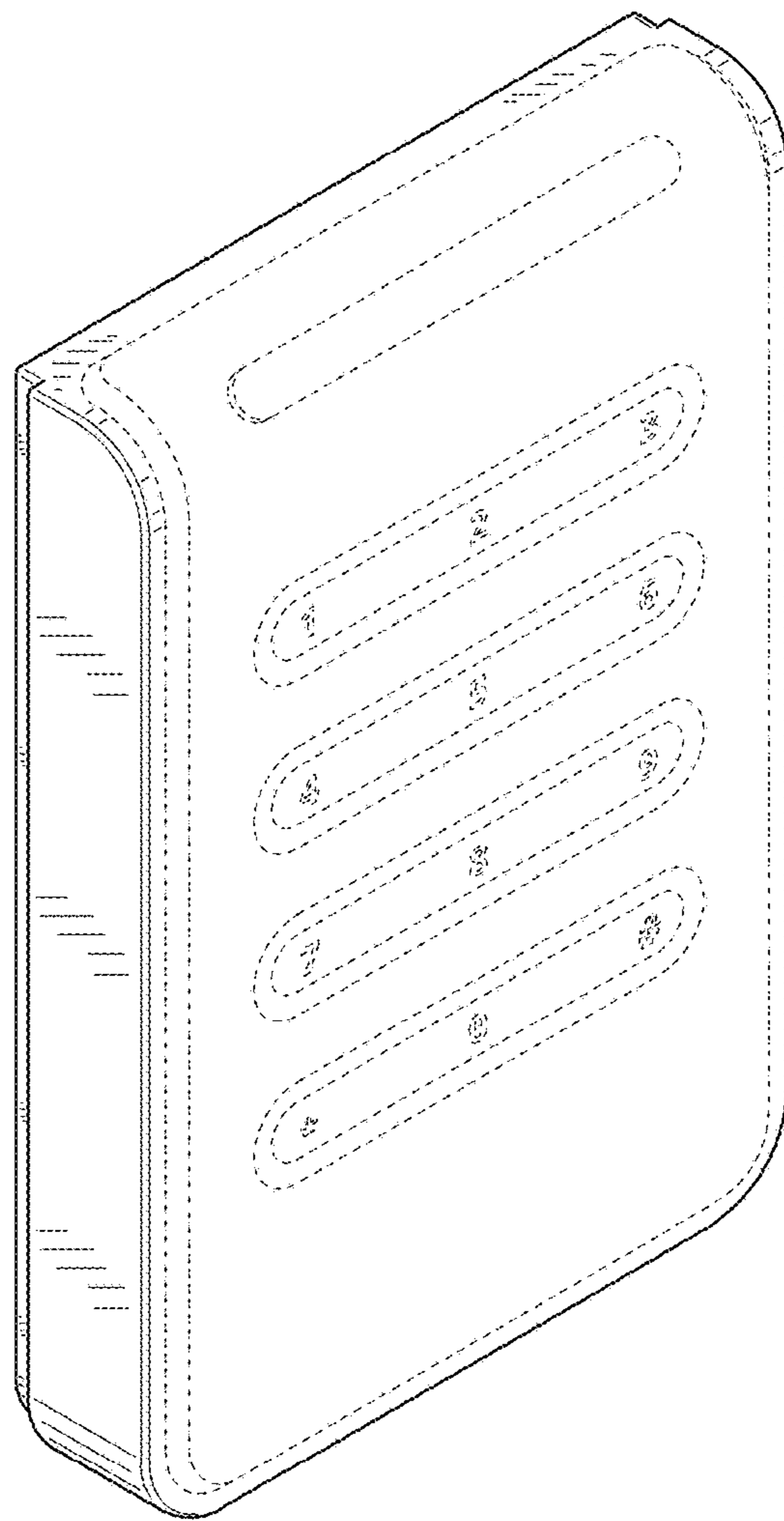


FIG.36

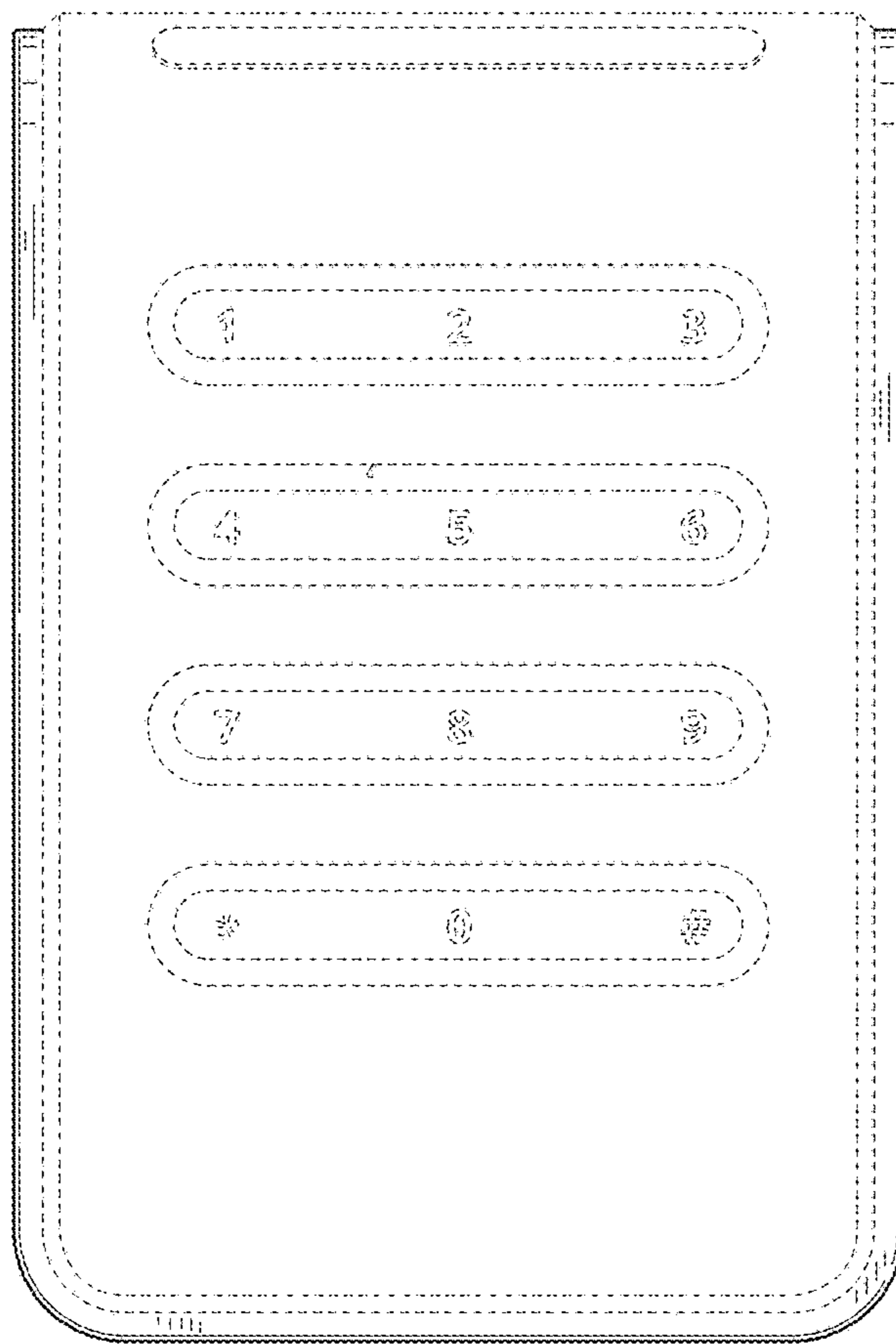


FIG.37




FIG.38




FIG.39




FIG.40




FIG. 41

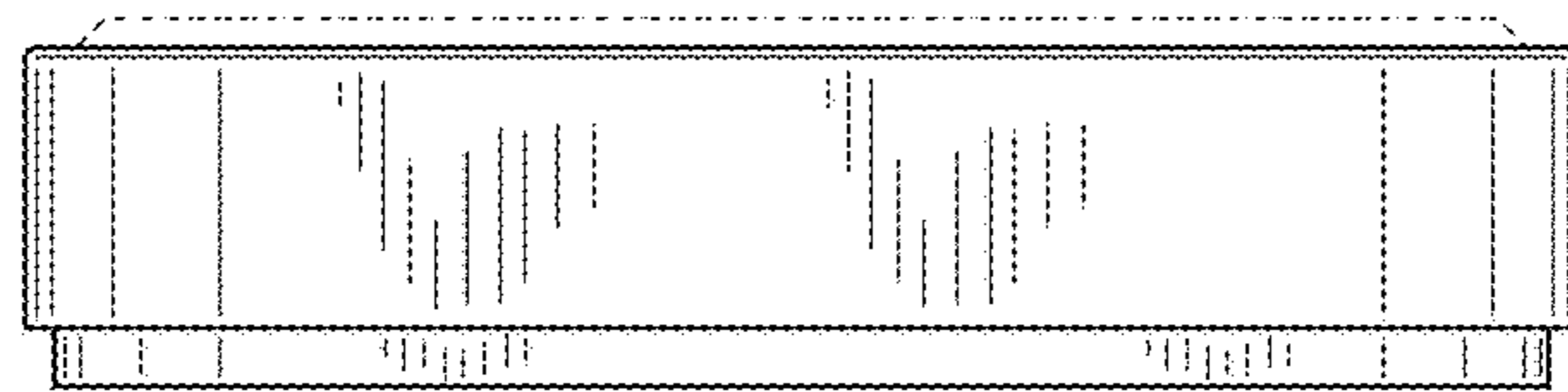


FIG. 42

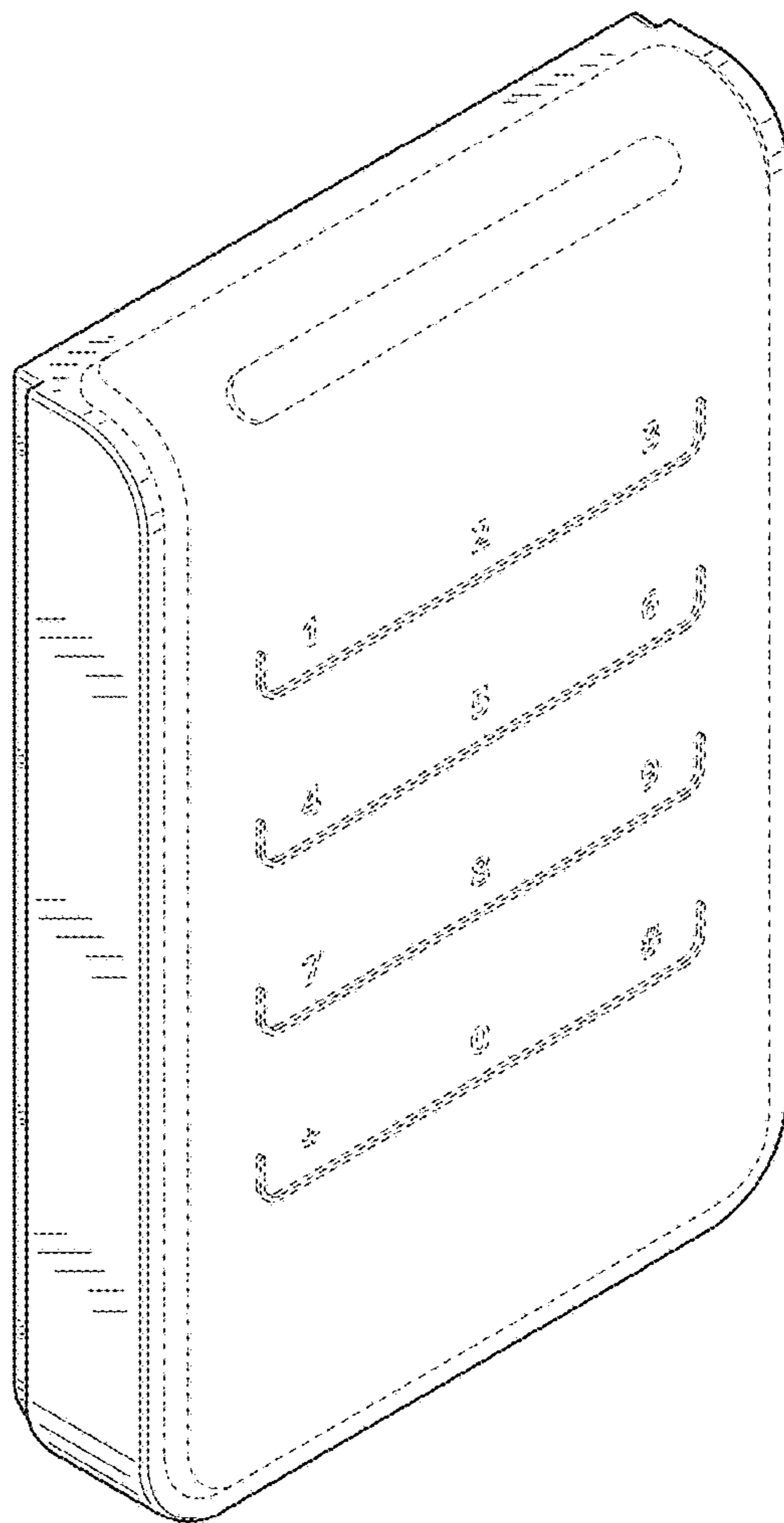


FIG.43




FIG.44




FIG.45




FIG. 46




FIG. 47




FIG.48

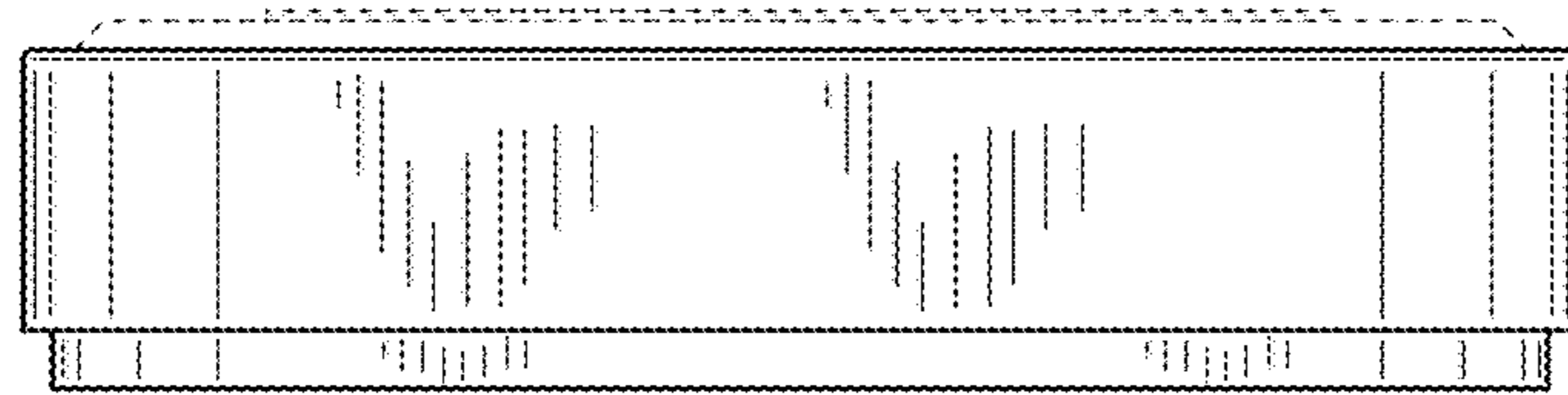


FIG.49

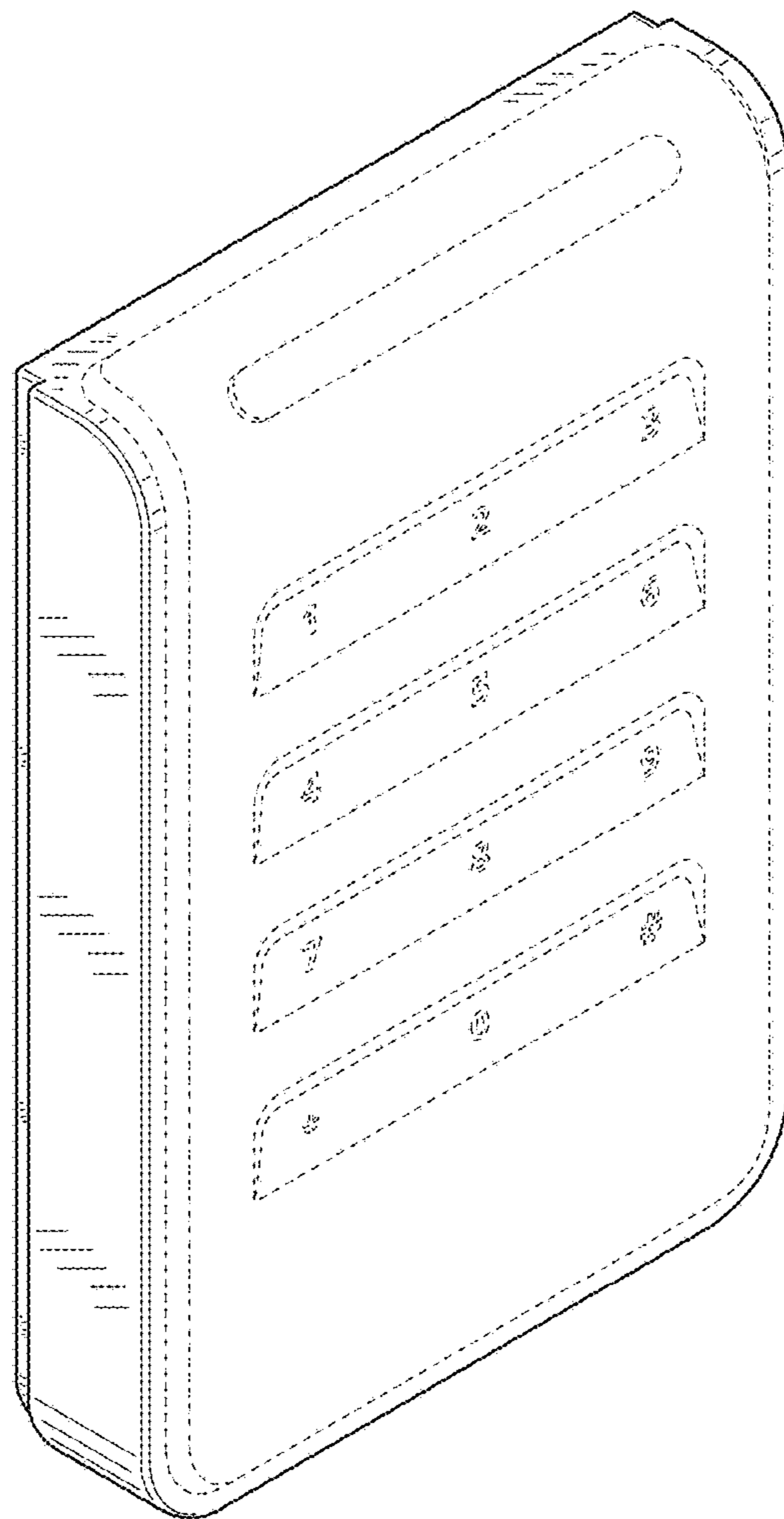


FIG. 50




FIG.51




FIG. 52




FIG. 53




FIG. 54




FIG.55

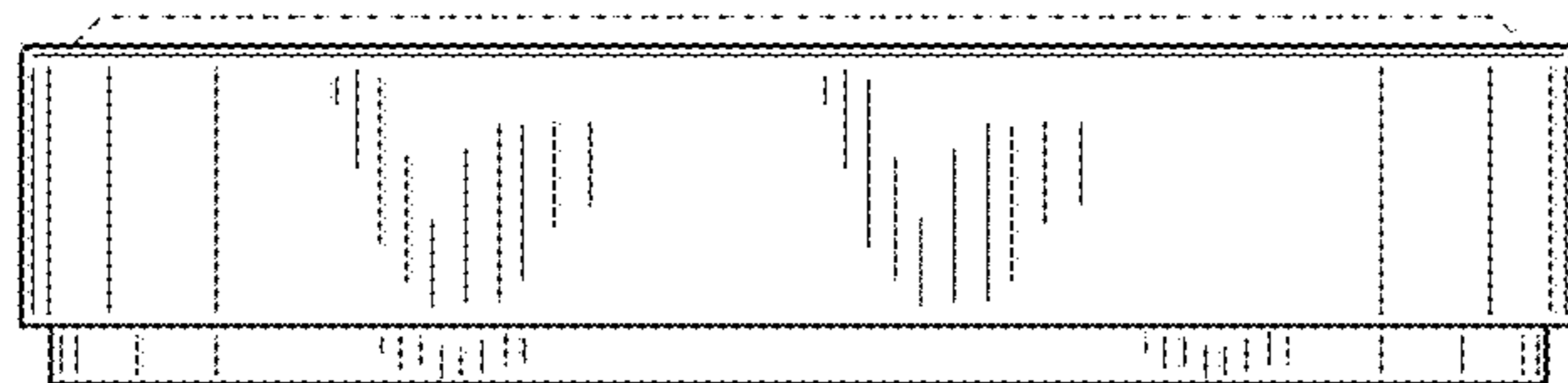


FIG.56

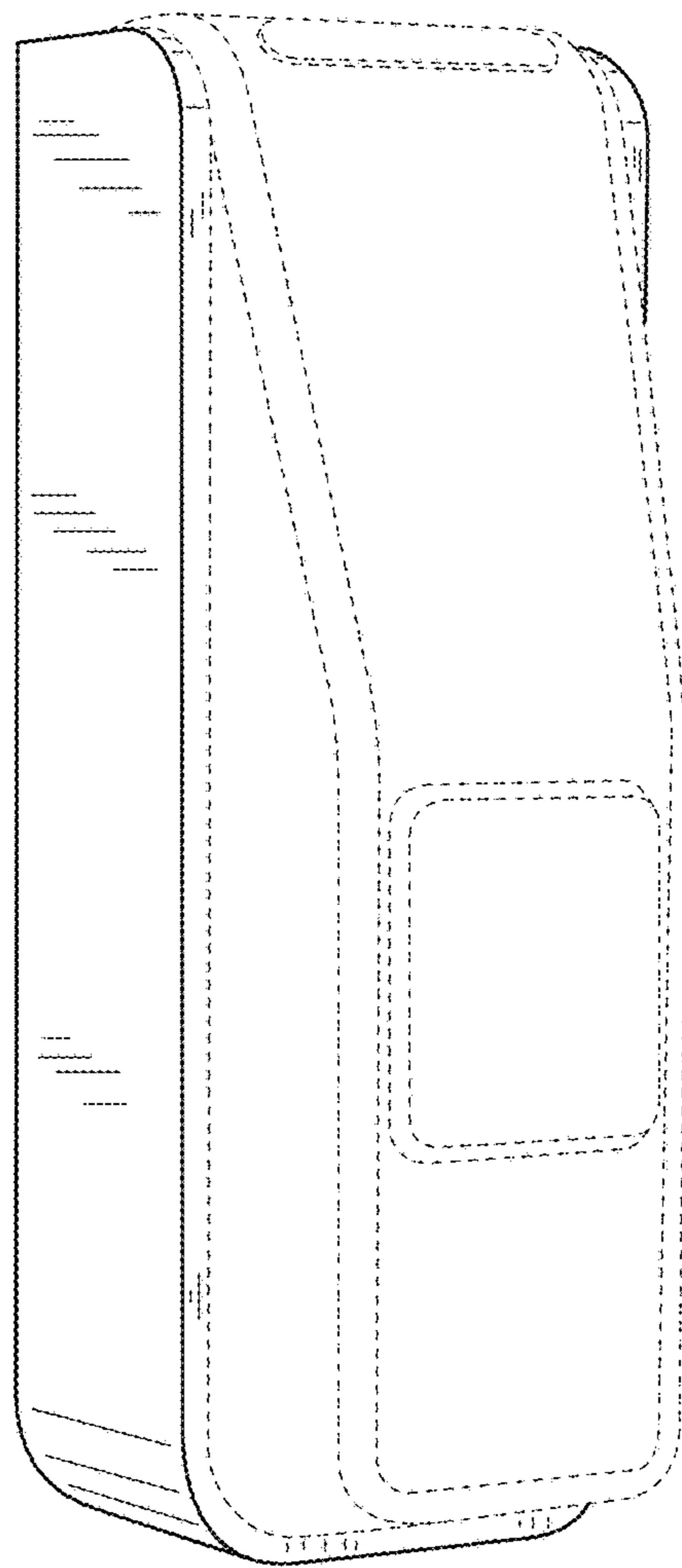


FIG.57

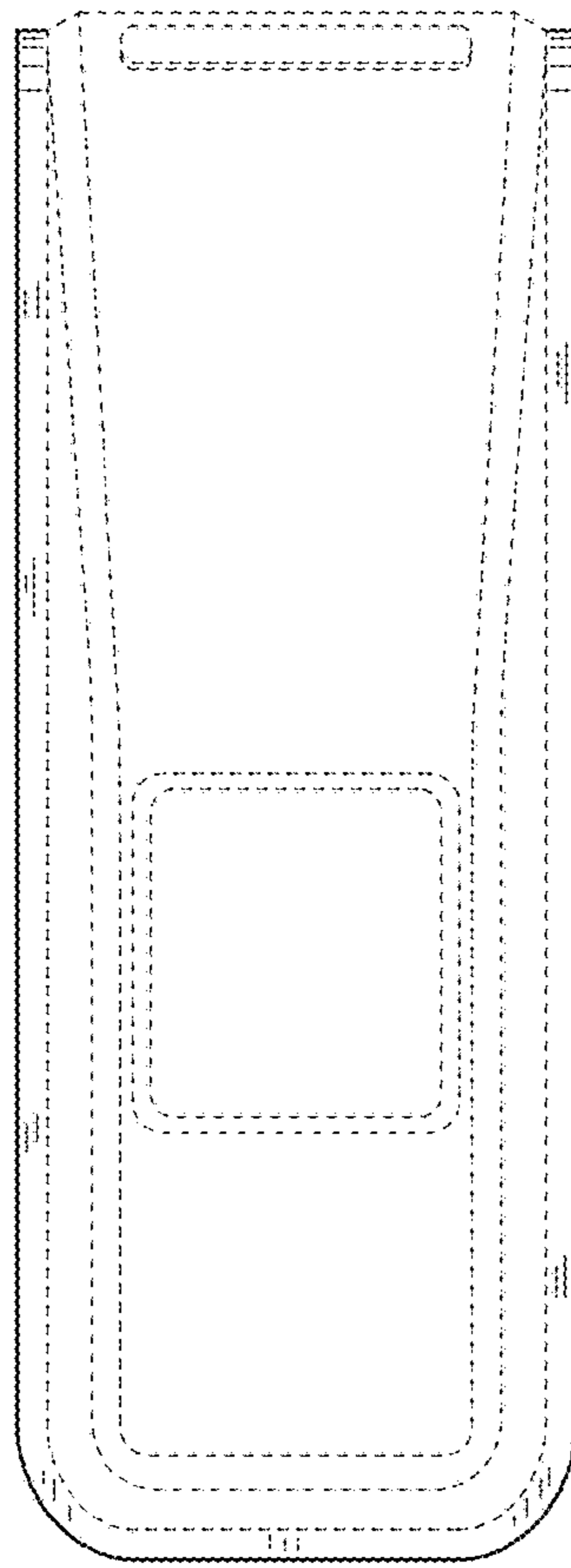


FIG.58




FIG. 59

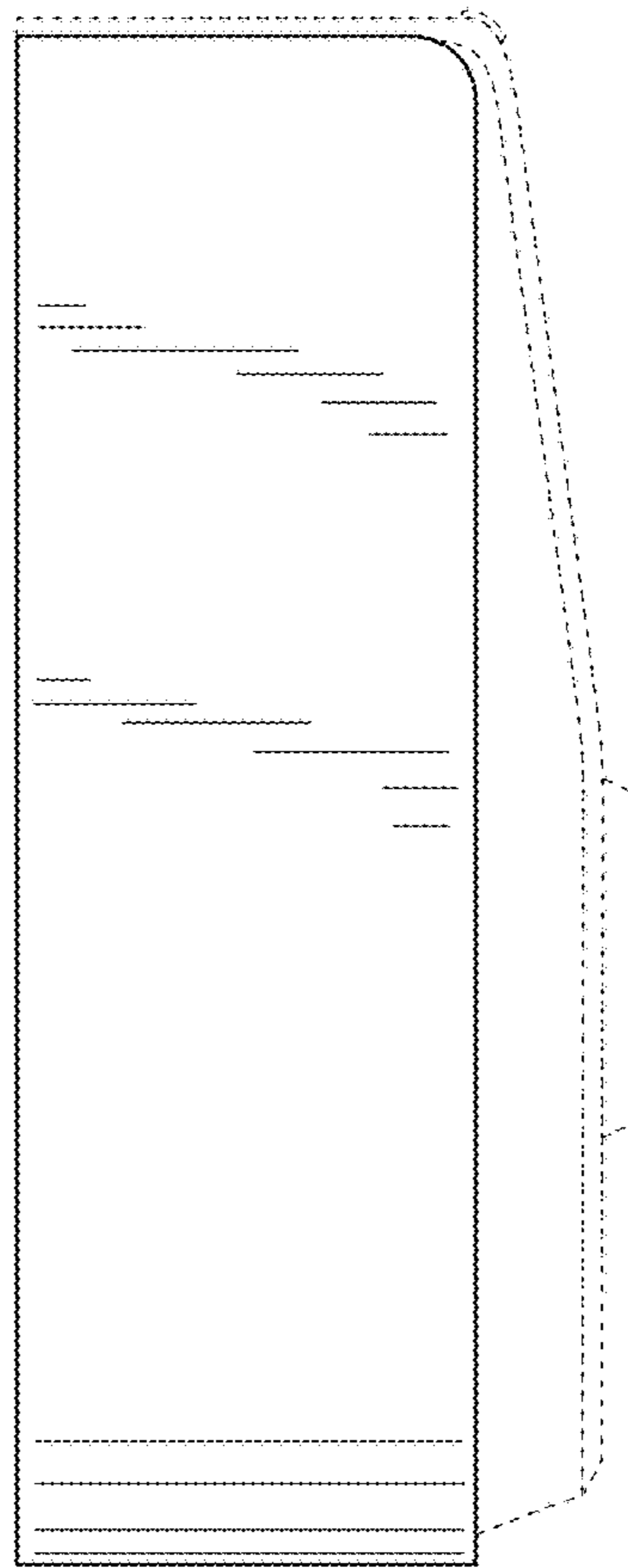


FIG.60

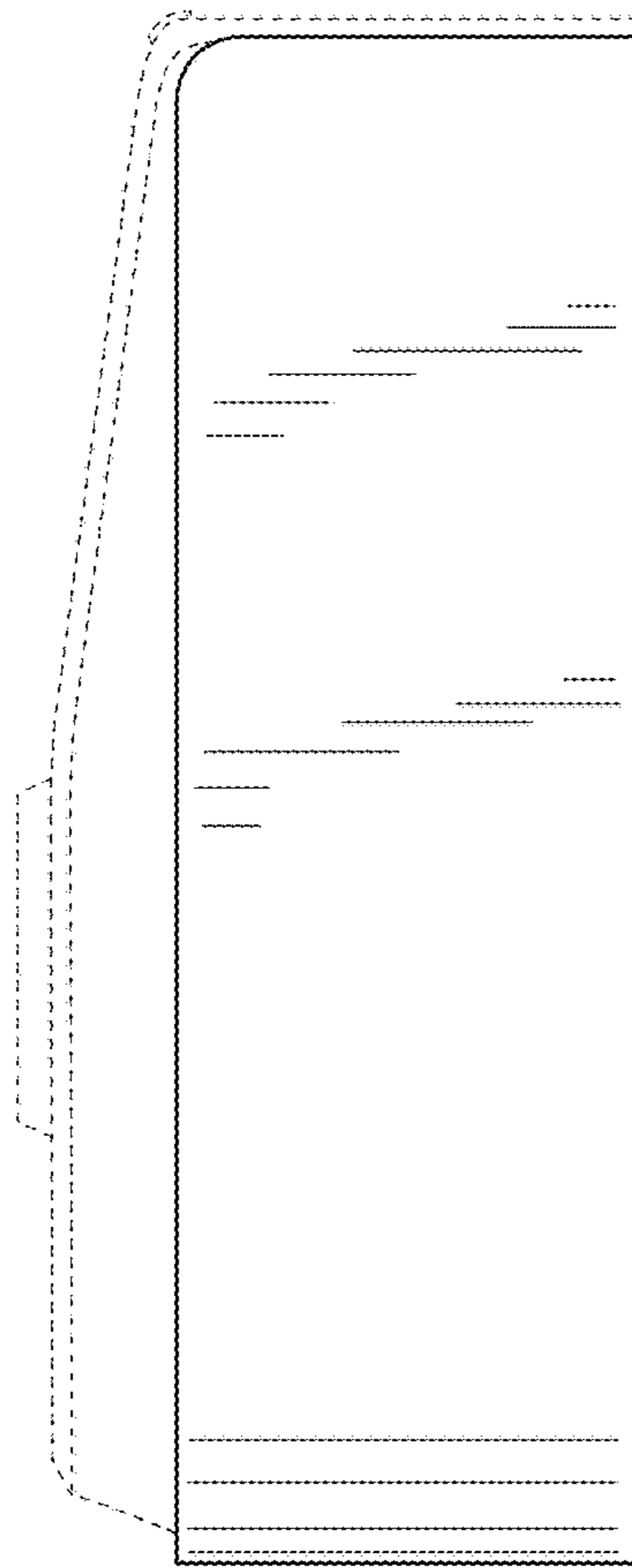


FIG. 61

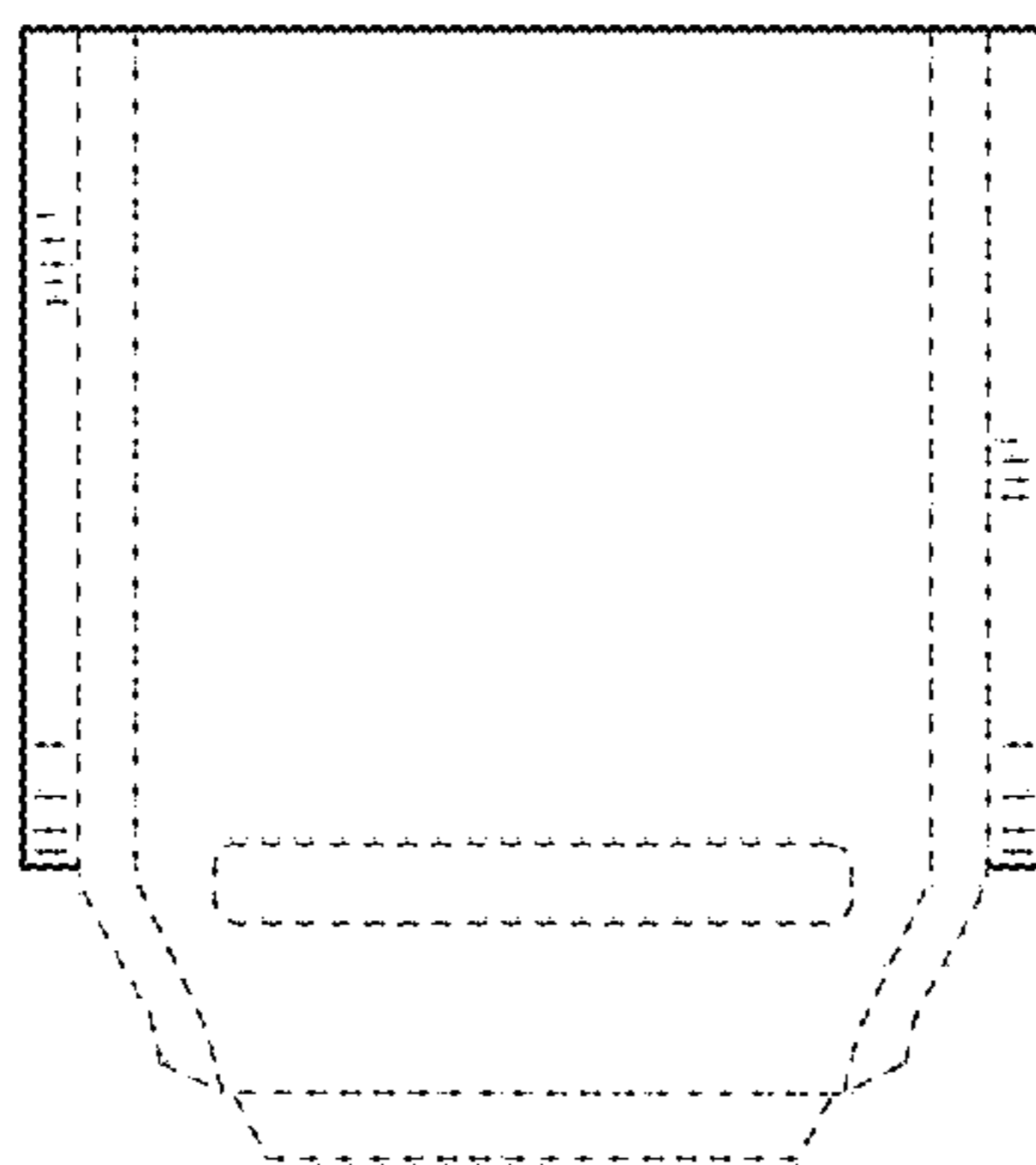


FIG. 62

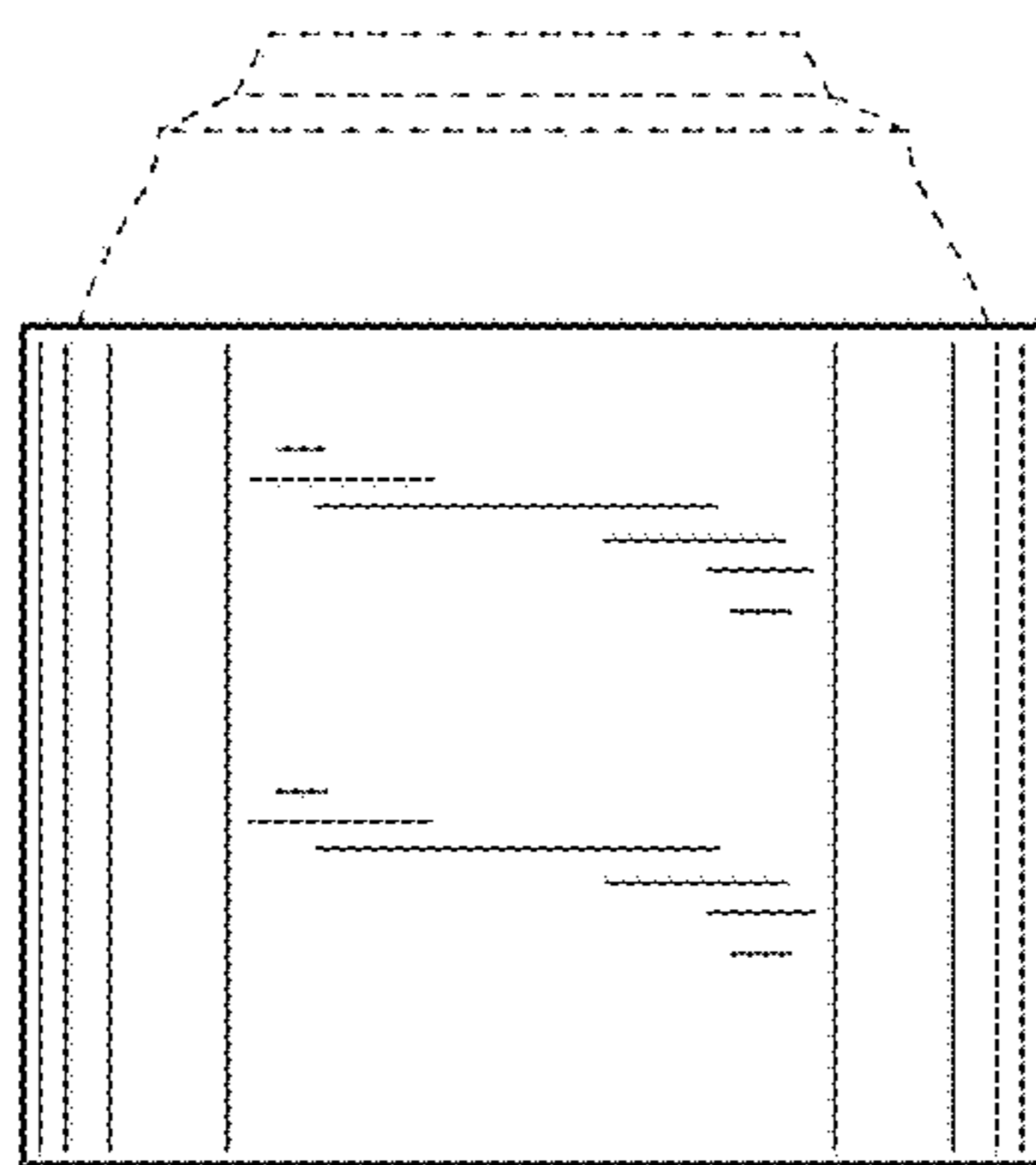


FIG. 63