



US00D867878S

(12) **United States Design Patent**  
**Pushkar**

(10) **Patent No.:** **US D867,878 S**

(45) **Date of Patent:** **\*\* Nov. 26, 2019**

(54) **PACKAGING**

(71) Applicant: **3M INNOVATIVE PROPERTIES COMPANY**, St. Paul, MN (US)

(72) Inventor: **Luba V. Pushkar**, Ontario (CA)

(73) Assignee: **3M Innovative Properties Company**, St. Paul, MN (US)

(\*\*) Term: **15 Years**

(21) Appl. No.: **29/661,798**

(22) Filed: **Aug. 30, 2018**

(51) **LOC (12) Cl.** ..... **09-07**

(52) **U.S. Cl.**  
USPC ..... **D9/434**; D9/432

(58) **Field of Classification Search**  
USPC ..... D9/414–423, 424–429, 430–433, 434,  
D9/456, 457, 711, 713, 721–722, 600  
CPC ... B65D 5/00; B65D 5/02; B65D 5/18; B65D  
5/20  
See application file for complete search history.

(56) **References Cited**

**U.S. PATENT DOCUMENTS**

D90,803 S *	10/1933	Cummings	.....	D9/433
D590,250 S *	4/2009	Seol	.....	D5/56
D600,548 S *	9/2009	Seol	.....	D9/432
D623,057 S *	9/2010	Kletz	.....	D9/434
D656,397 S *	3/2012	Gonzalez	.....	D9/434
D678,764 S *	3/2013	Powers	.....	D9/434
D714,141 S *	9/2014	Robinson	.....	D20/22
D740,658 S *	10/2015	Alexander	.....	D9/434
D745,394 S *	12/2015	Hood	.....	D9/432
D752,439 S *	3/2016	Abel	.....	D9/499
D764,289 S *	8/2016	Hauck	.....	D9/432
D772,063 S *	11/2016	Thompson	.....	D9/434
D775,145 S *	12/2016	Kim	.....	D14/485
D781,701 S *	3/2017	Brody	.....	D9/432
D782,299 S *	3/2017	Brody	.....	D9/432

D784,364 S *	4/2017	Moriya	.....	D14/485
D785,642 S *	5/2017	Woo	.....	D14/485
D829,094 S *	9/2018	Kang	.....	D9/432

(Continued)

*Primary Examiner* — Vy N Koenig

(74) *Attorney, Agent, or Firm* — Eric E. Silverman

(57) **CLAIM**

The ornamental design for a packaging, as shown and described.

**DESCRIPTION**

The patent or application file contains at least one drawing executed in color. Copies of this patent or patent application with color drawings(s) will be provided by the Office upon request and payment of the necessary fee.

FIG. 1 is a perspective view of a first embodiment of a packaging showing the new design;

FIG. 2 is a front view thereof;

FIG. 3 is a rear view thereof;

FIG. 4 is a top view thereof, the bottom view being a mirror image thereof;

FIG. 5 is a right side view thereof, the left side view being a mirror image thereof;

FIG. 6 is a perspective view of a second embodiment of a packaging showing the new design;

FIG. 7 is a front view thereof;

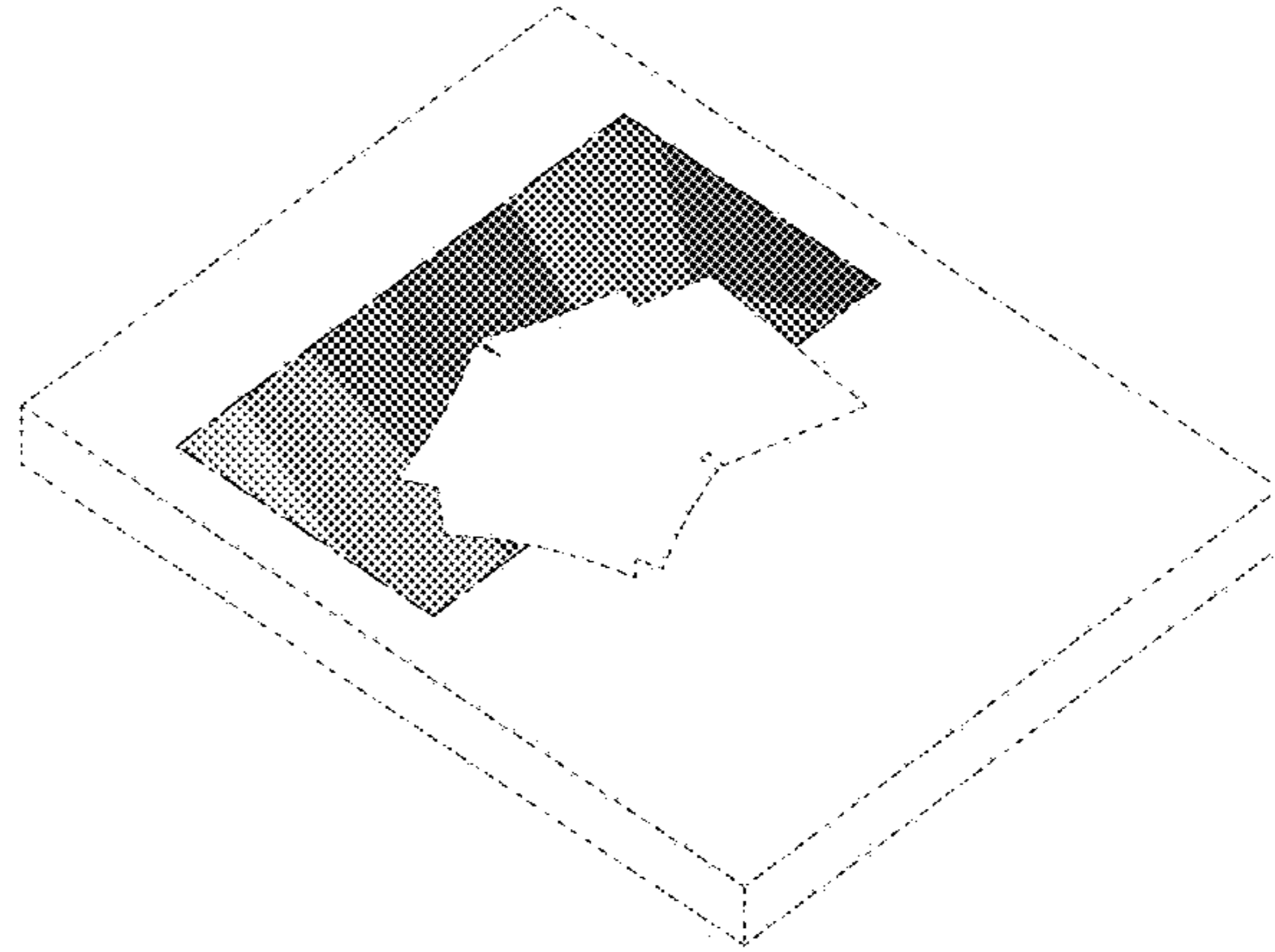
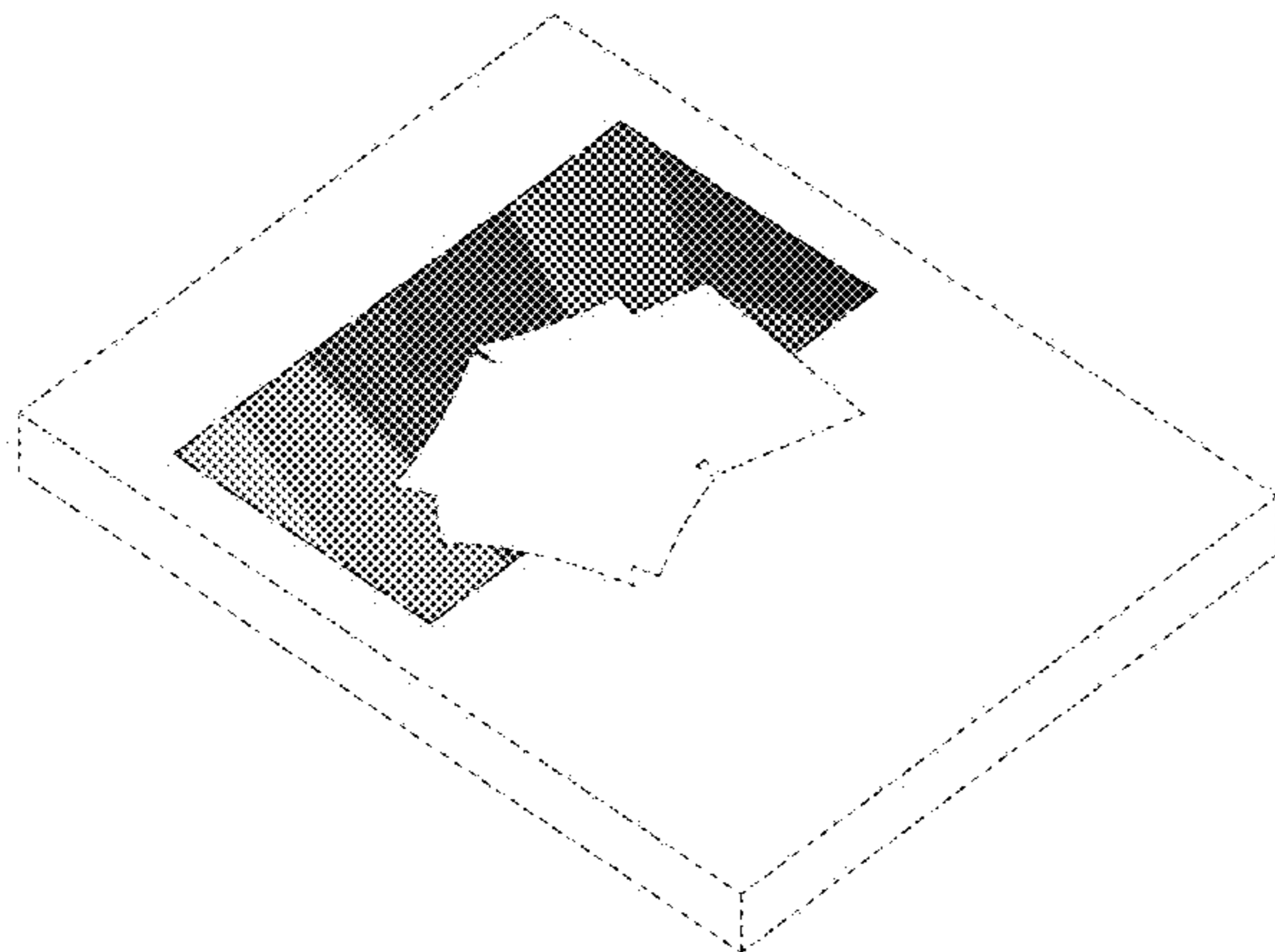
FIG. 8 is a rear view thereof;

FIG. 9 is a top view thereof, the bottom view being a mirror image thereof; and,

FIG. 10 is a right side view thereof, the left side view being a mirror image thereof.

The portions of the packaging in FIGS. 1-10 shown in broken lines are included to show features that form no part of the claimed design. In FIGS. 1, 2, 6 and 7, the dash-dot-dash lines represent the boundaries of the claim and form no part of the claimed design.

**1 Claim, 4 Drawing Sheets**  
**(1 of 4 Drawing Sheet(s) Filed in Color)**



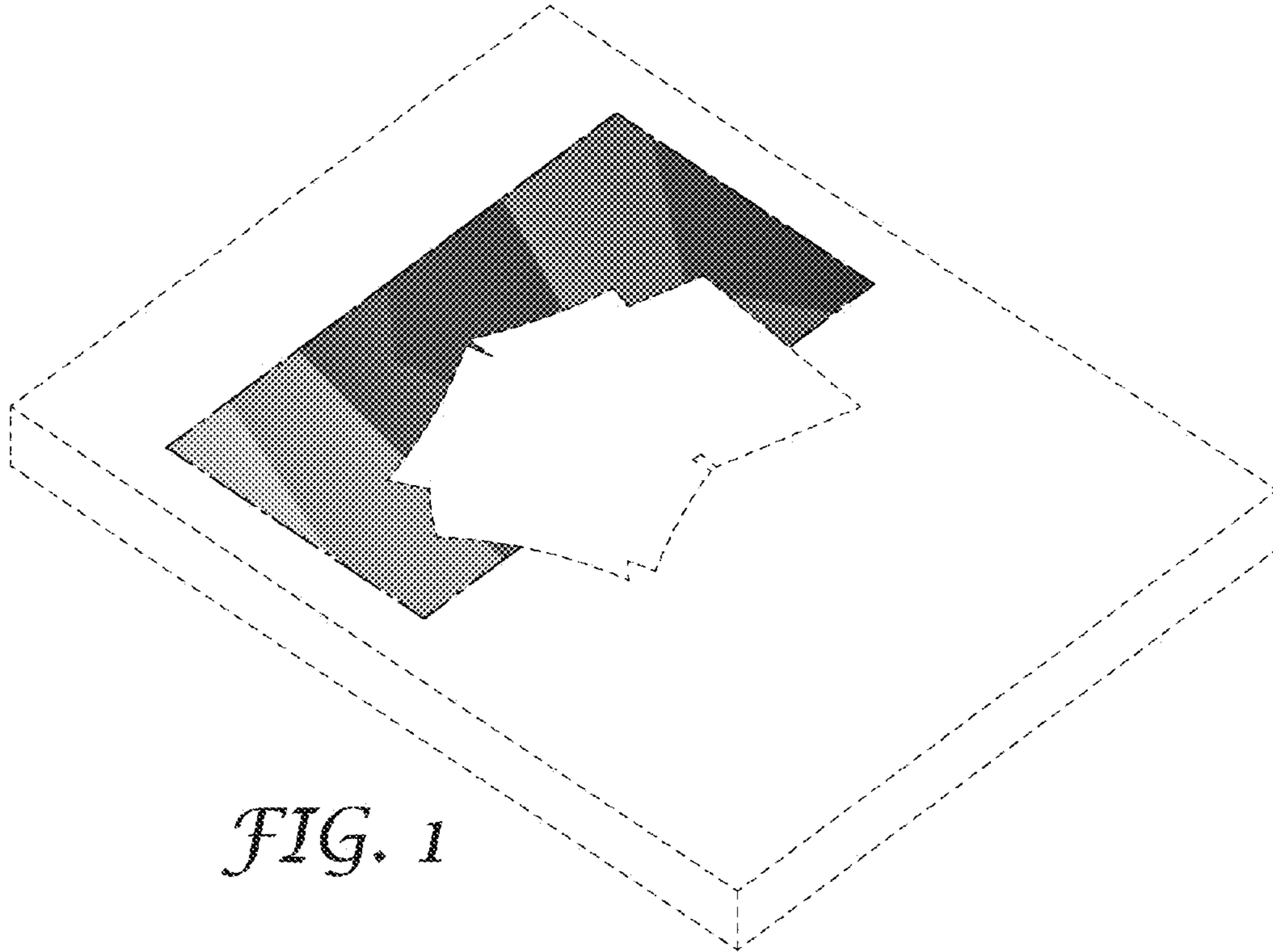
(56)

**References Cited**


U.S. PATENT DOCUMENTS

D835,119 S \* 12/2018 Okumura ..... D14/485  
D846,383 S \* 4/2019 Hernandez ..... D9/434

\* cited by examiner



*FIG. 1*




*FIG. 2*



*FIG. 3*

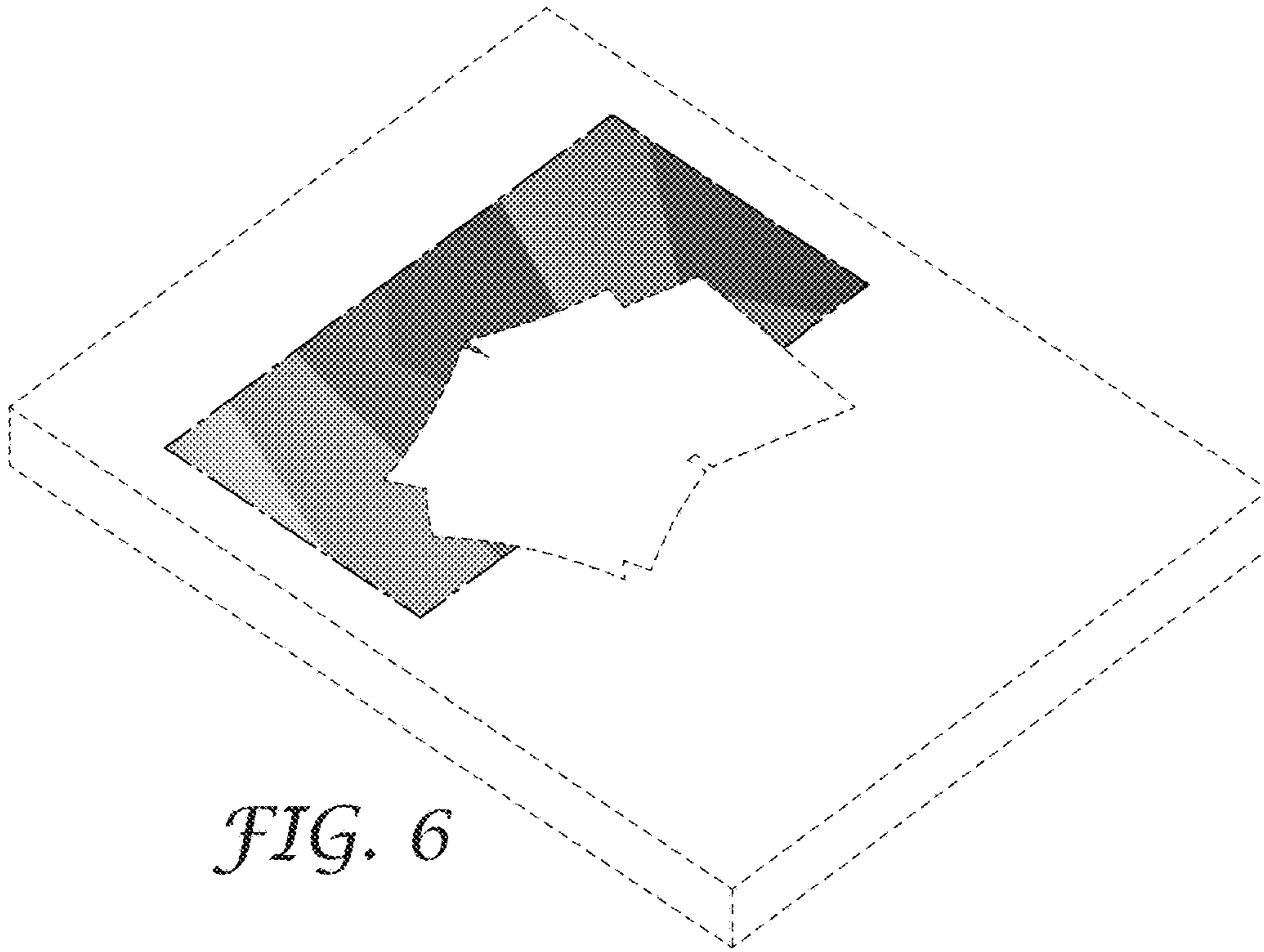


*FIG. 4*




*FIG. 5*






*FIG. 6*



*FIG. 7*



*FIG. 8*



*FIG. 9*



*FIG. 10*