



US00D867856S

(12) **United States Design Patent** (10) **Patent No.:** **US D867,856 S**
Ruddick et al. (45) **Date of Patent:** **** Nov. 26, 2019**

(54) **FASTENING CLIP FOR CABLES**
(71) Applicant: **D-Line (Europe) Limited**, North Shields (GB)
(72) Inventors: **Paul David Ruddick**, North Shields (GB); **Stephen Bianchi**, North Shields (GB)
(73) Assignee: **D-LINE (EUROPE) LIMITED**, North Shields (GB)
(**) Term: **15 Years**
(21) Appl. No.: **29/666,323**
(22) Filed: **Oct. 11, 2018**
(30) **Foreign Application Priority Data**

Apr. 11, 2018 (EM) 005230455-0001

(51) **LOC (12) Cl.** **09-06**
(52) **U.S. Cl.**
USPC **D8/356**

(58) **Field of Classification Search**
USPC D8/356, 354, 349; 361/826
CPC A63B 29/00; A63B 27/00; B63B 59/02;
B63B 21/045; H05K 5/0247
See application file for complete search history.

(56) **References Cited**

U.S. PATENT DOCUMENTS

1,583,343 A * 5/1926 Duerden F16G 11/14
24/129 R
D259,242 S * 5/1981 Gilb D8/373
D311,487 S * 10/1990 Platt D8/356
D348,213 S * 6/1994 Moliner D8/367
D349,040 S * 7/1994 Moliner D8/367
D349,447 S * 8/1994 Daniller D8/367
D390,447 S * 2/1998 Colen, Jr. D8/356
6,092,444 A * 7/2000 Hsiao B25B 13/48
7/168

6,095,282 A * 8/2000 Sadeck A62B 1/04
182/191
6,344,021 B1 * 2/2002 Juster A61N 2/06
600/15
6,813,981 B2 * 11/2004 Urban B21F 11/00
30/90.1
D514,432 S * 2/2006 McLaughlin D8/356
D657,564 S * 4/2012 Baker D3/328
D684,845 S * 6/2013 Wood A62B 35/04
D8/356
8,615,849 B2 * 12/2013 Rothbaum H01F 7/0263
24/16 R
D713,240 S * 9/2014 Chance D8/356
D724,935 S * 3/2015 Warner D8/356
D731,296 S * 6/2015 Nelson D8/356
(Continued)

Primary Examiner — Cynthia R Underwood
(74) *Attorney, Agent, or Firm* — Alleman Hall Creasman & Tuttle LLP

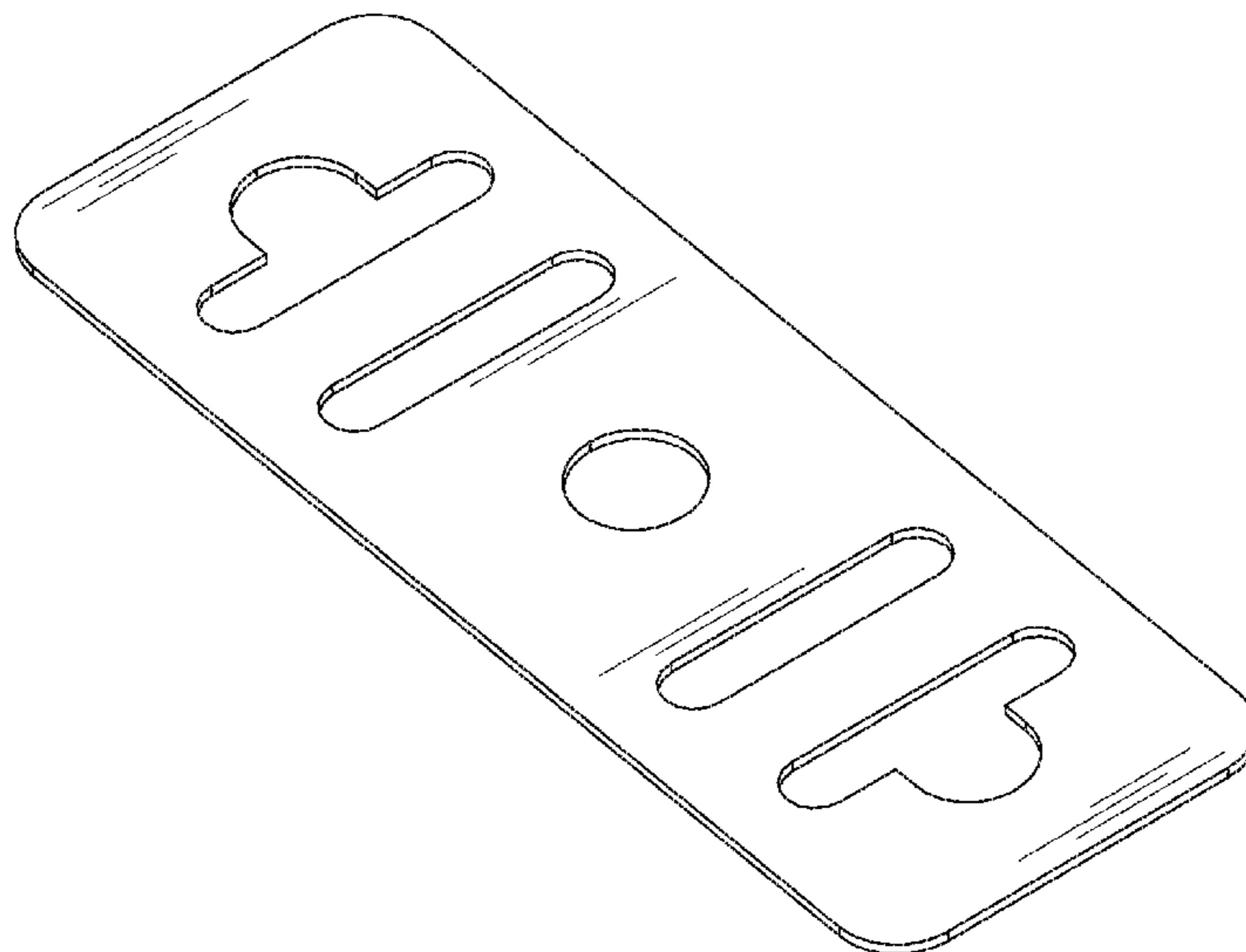
(57) **CLAIM**

The ornamental design for fastening clip for cables, as shown and described.

DESCRIPTION

FIG. 1 is a perspective view of an ornamental design for a fastening clip for cables showing our new design.
FIG. 2 is a left side view of the fastening clip for cables of FIG. 1.
FIG. 3 is a right side view of the fastening clip for cables of FIG. 1.
FIG. 4 is a front view of the fastening clip for cables of FIG. 1.
FIG. 5 is a back view of the fastening clip for cables of FIG. 1.
FIG. 6 is a top view of the fastening clip for cables of FIG. 1; and,
FIG. 7 is a bottom view of the fastening clip for cables of FIG. 1.

1 Claim, 7 Drawing Sheets



(56)

References Cited

U.S. PATENT DOCUMENTS

D732,933	S *	6/2015	Jansen	D8/356
D740,106	S *	10/2015	Cooper	D8/356
D751,360	S *	3/2016	Oakley	D8/18
D811,202	S *	2/2018	Goodman	D8/370
D811,859	S *	3/2018	Orser	D8/356
D826,698	S *	8/2018	Nelson	D8/356
D839,084	S *	1/2019	Mikoska	D8/356
D840,789	S *	2/2019	Chen	D8/356
D848,822	S *	5/2019	Cooper	D8/356
2018/0070713	A1 *	3/2018	Moreau	A45F 5/021
2018/0084886	A1 *	3/2018	O'Hare	A45D 2/18

* cited by examiner

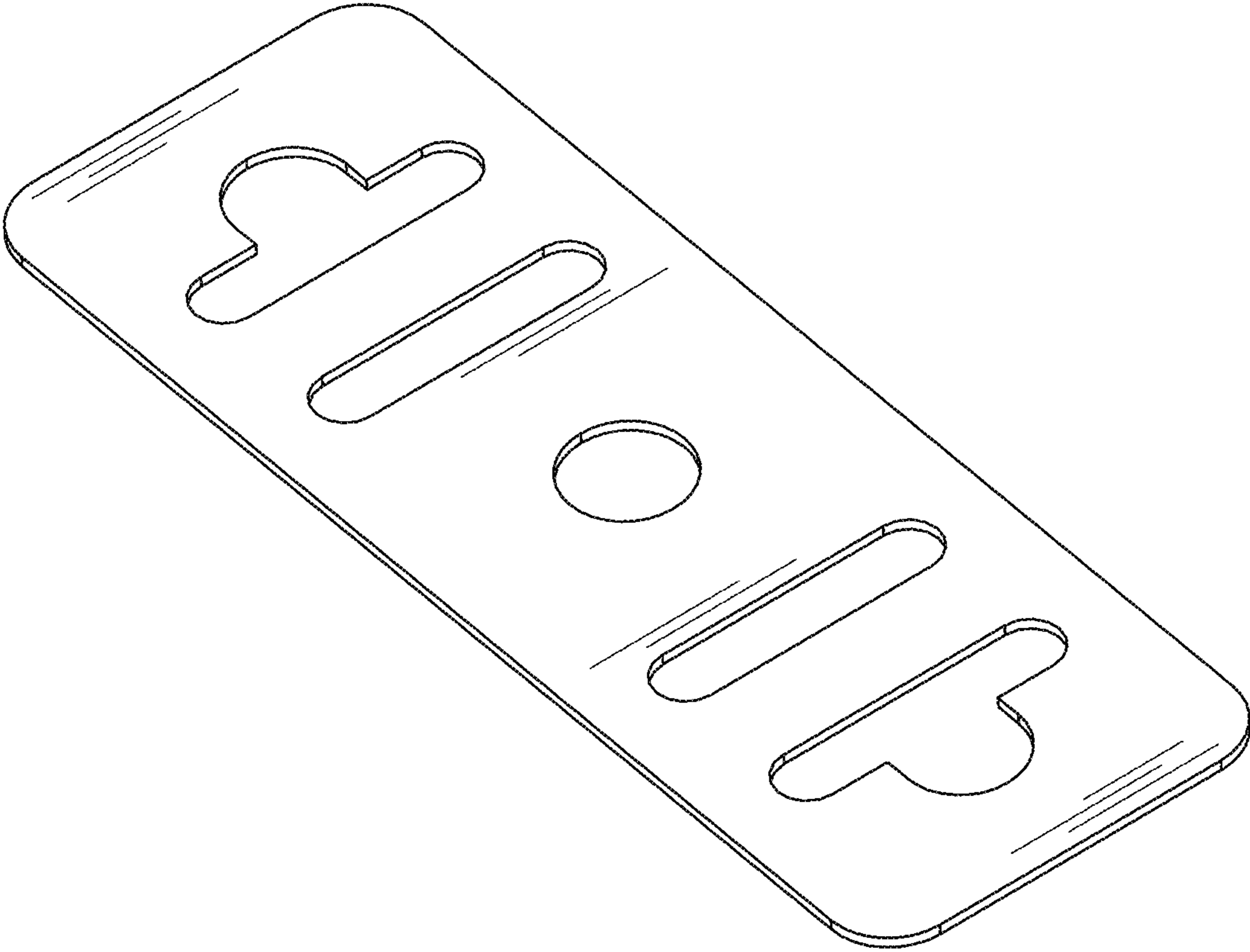


Fig. 1




Fig. 2




Fig. 3




Fig. 4




Fig. 5

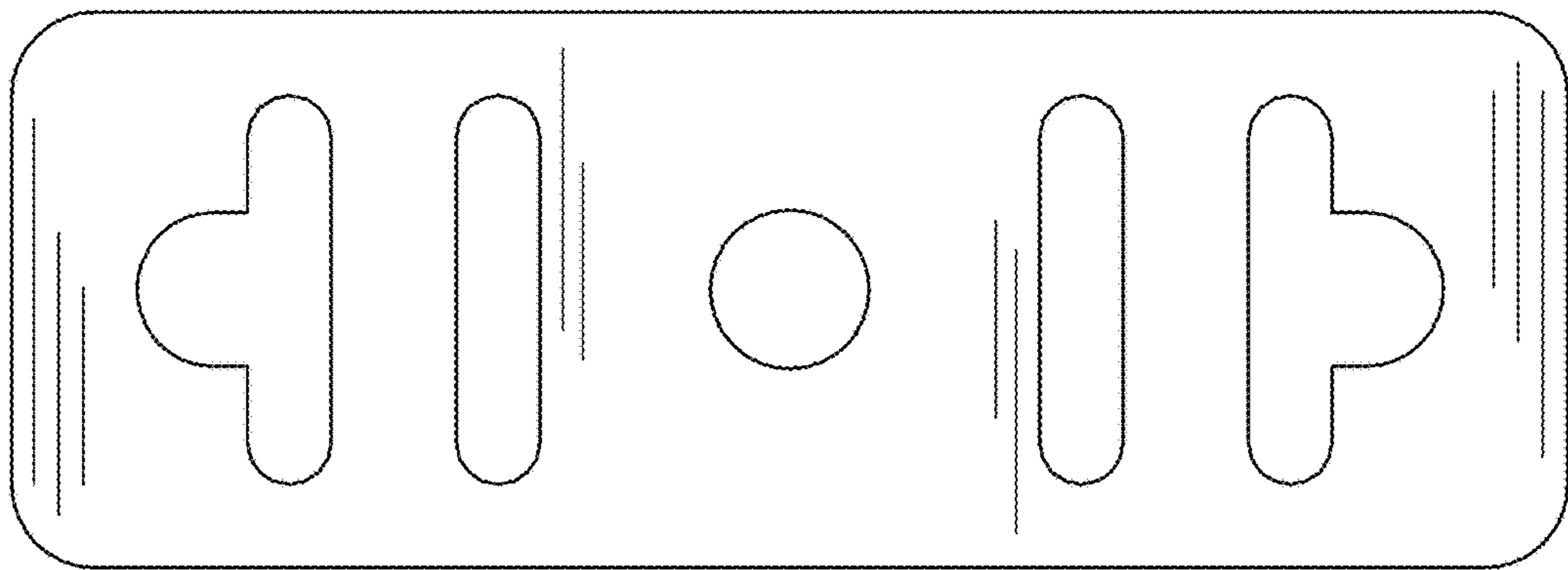


Fig. 6

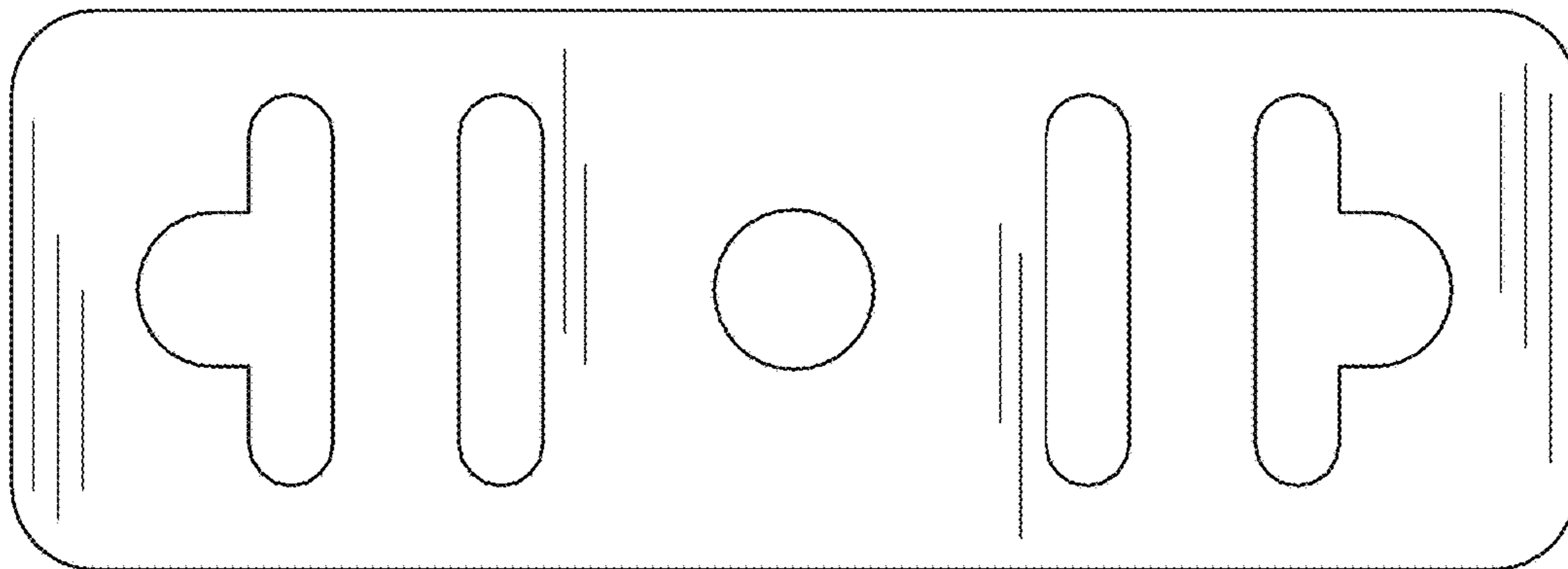


Fig. 7