

US00D867855S

(12) **United States Design Patent** (10) **Patent No.:** **US D867,855 S**
Cowell et al. (45) **Date of Patent:** **** Nov. 26, 2019**

(54) **DEVICE FOR CLIMBING**

(71) Applicant: **Treemagineers Ltd.**, Scotland (GB)

(72) Inventors: **Christopher Sidney Cowell**, Scotland (GB); **Elliot James Tanner**, North Wales (GB)

(73) Assignee: **Treemagineers Ltd.**, Pitlochry, Scotland (GB)

(**) Term: **15 Years**

(21) Appl. No.: **29/663,585**

(22) Filed: **Sep. 17, 2018**

(30) **Foreign Application Priority Data**

Mar. 16, 2018 (EM) 004762227-0002

(51) **LOC (12) Cl.** **08-05**

(52) **U.S. Cl.**
USPC **D8/356**

(58) **Field of Classification Search**
USPC D8/367, 356, 354, 349, 18, 105, 368,
D8/397; D11/208, 218; 248/341;
224/217

CPC A45F 5/021; A44B 13/0029; F16B 45/00;
F16M 13/02; A45C 13/03; A47G 1/17;
A47G 1/16

See application file for complete search history.

(56) **References Cited**

U.S. PATENT DOCUMENTS

D649,862 S * 12/2011 Arvinte D8/339
D708,047 S * 7/2014 Petzl D8/356

D764,899 S * 8/2016 Petzl D8/356
D790,327 S * 6/2017 Renforth D8/356
2007/0186393 A1* 8/2007 Thompson F16B 45/02
24/599.9
2009/0056088 A1* 3/2009 Petzl F16B 45/02
24/599.9
2011/0138587 A1* 6/2011 Walker F16B 45/02
24/599.5
2012/0011688 A1* 1/2012 Yang F16B 45/02
24/599.8
2014/0123447 A1* 5/2014 Calvert F16B 45/025
24/599.9
2014/0245576 A1* 9/2014 Perner F16B 45/02
24/600.1
2016/0363159 A1* 12/2016 Yeh F16B 45/02

* cited by examiner

Primary Examiner — Cynthia R Underwood

(74) *Attorney, Agent, or Firm* — Young & Thompson

(57) **CLAIM**

The ornamental design for a device for climbing, as shown and described.

DESCRIPTION

FIG. 1 is a right side elevation view of a device for climbing showing the new design;
FIG. 2 is a left side elevation view thereof;
FIG. 3 is a front elevation view thereof;
FIG. 4 is a top plan view thereof;
FIG. 5 is a rear elevation view thereof;
FIG. 6 is a front, left side perspective view thereof; and,
FIG. 7 is a rear, right side perspective view thereof.

1 Claim, 6 Drawing Sheets






Fig 1



Fig 2




Fig 3




Fig 4



Fig 5




Fig 6




Fig 7