

US00D867834S

(12) **United States Design Patent** (10) **Patent No.:** **US D867,834 S**
Roberts et al. (45) **Date of Patent:** **** Nov. 26, 2019**

(54) **SHOVEL**
(71) Applicant: **Fiskars Brands, Inc.**, Middleton, WI (US)
(72) Inventors: **Colin Roberts**, Waunakee, WI (US); **Emery Weber**, Madison, WI (US); **Jay Munroe**, Monona, WI (US)
(73) Assignee: **Fiskars Brands, Inc.**, Middleton, WI (US)
(**) Term: **15 Years**
(21) Appl. No.: **29/639,340**
(22) Filed: **Mar. 6, 2018**
(51) **LOC (12) Cl.** **08-01**
(52) **U.S. Cl.**
USPC **D8/10**
(58) **Field of Classification Search**
USPC D8/1, 7, 10, 107, 303, 307, 315, 317, D8/322; D21/483, 532
CPC E01H 5/00; E01H 5/02; E01H 5/12; A01B 1/00; A01B 1/02; A01B 1/022; A01B 1/16; A01B 1/026; A01B 1/22; B25G 1/00; B25G 1/04; B25G 1/102; Y10T 16/4713; Y10T 16/476; Y10T 16/473
See application file for complete search history.

(56) **References Cited**
U.S. PATENT DOCUMENTS
D279,254 S 6/1985 Smith et al.
D375,036 S 10/1996 David et al.
D383,049 S 9/1997 Concari et al.
D395,211 S 6/1998 Linden et al.
7,089,625 B2 8/2006 Linden et al.
D604,128 S * 11/2009 Carroll D8/10
D617,615 S * 6/2010 Randolph D8/10
D634,996 S * 3/2011 Randolph D8/10

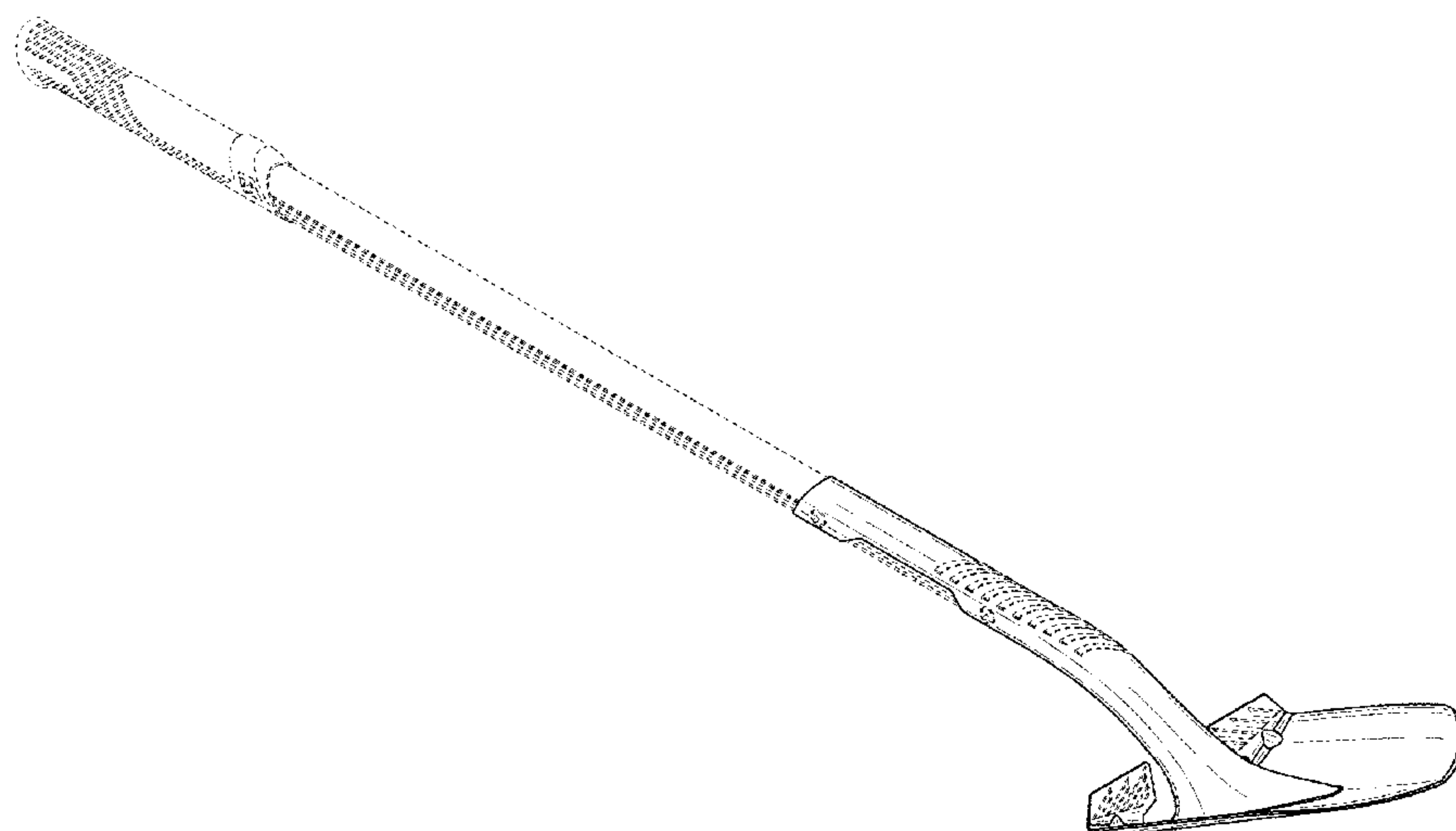
D648,994 S * 11/2011 Randolph D8/10
D673,017 S * 12/2012 Jusidman-Rubinstein D8/10
D688,540 S * 8/2013 Sheinberg Frenkel D8/10
D710,666 S 8/2014 Masalin et al.
D712,219 S * 9/2014 Randolph D8/10
D714,598 S 10/2014 Sandelin et al.
D718,100 S 11/2014 Masalin et al.
D737,651 S 9/2015 Masalin et al.
D741,669 S 10/2015 Lyytikainen et al.
D742,188 S 11/2015 Sandelin et al.
D755,590 S 5/2016 Salojarvi et al.
D760,563 S * 7/2016 Randolph D8/10
D766,053 S 9/2016 Kunnas et al.
D766,686 S 9/2016 Kunnas et al.
D770,254 S 11/2016 Honadel et al.
D783,373 S 4/2017 Huhtala et al.
9,844,171 B1 * 12/2017 Rubinstein A01B 1/22
D808,748 S * 1/2018 Griffore D8/10
2004/0154132 A1 * 8/2004 Ritrovato B25G 1/10
16/430
2006/0097530 A1 5/2006 Marquardt et al.
(Continued)

Primary Examiner — Sandra S Snapp
Assistant Examiner — Ieisha N Price
(74) *Attorney, Agent, or Firm* — Leason Ellis LLP

(57) **CLAIM**
The ornamental design for a shovel, as shown and described.

DESCRIPTION
FIG. 1 is a top perspective view of the claimed design;
FIG. 2 is a front view thereof;
FIG. 3 is a rear view thereof;
FIG. 4 is a left side view thereof;
FIG. 5 is a right side view thereof;
FIG. 6 is a top view thereof; and,
FIG. 7 is a bottom view thereof.
Any portion of the article depicted in broken lines forms no part of the claimed design.

1 Claim, 6 Drawing Sheets



(56)

References Cited

U.S. PATENT DOCUMENTS

2009/0151082 A1* 6/2009 Randolph A01B 1/00
7/116
2013/0240224 A1* 9/2013 Lick A01B 1/22
172/371
2019/0014711 A1* 1/2019 Shull A01B 1/02

* cited by examiner

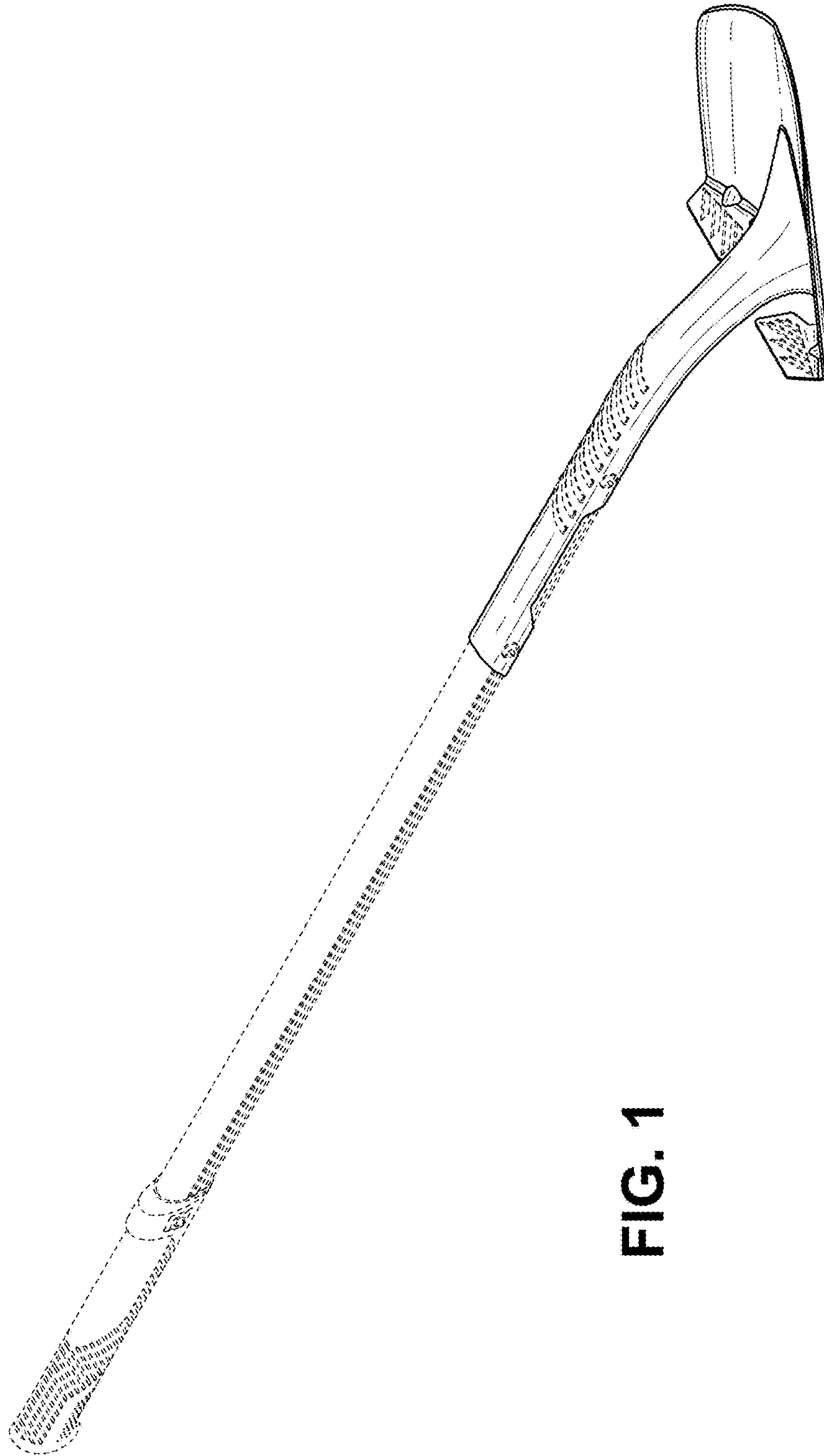


FIG. 1

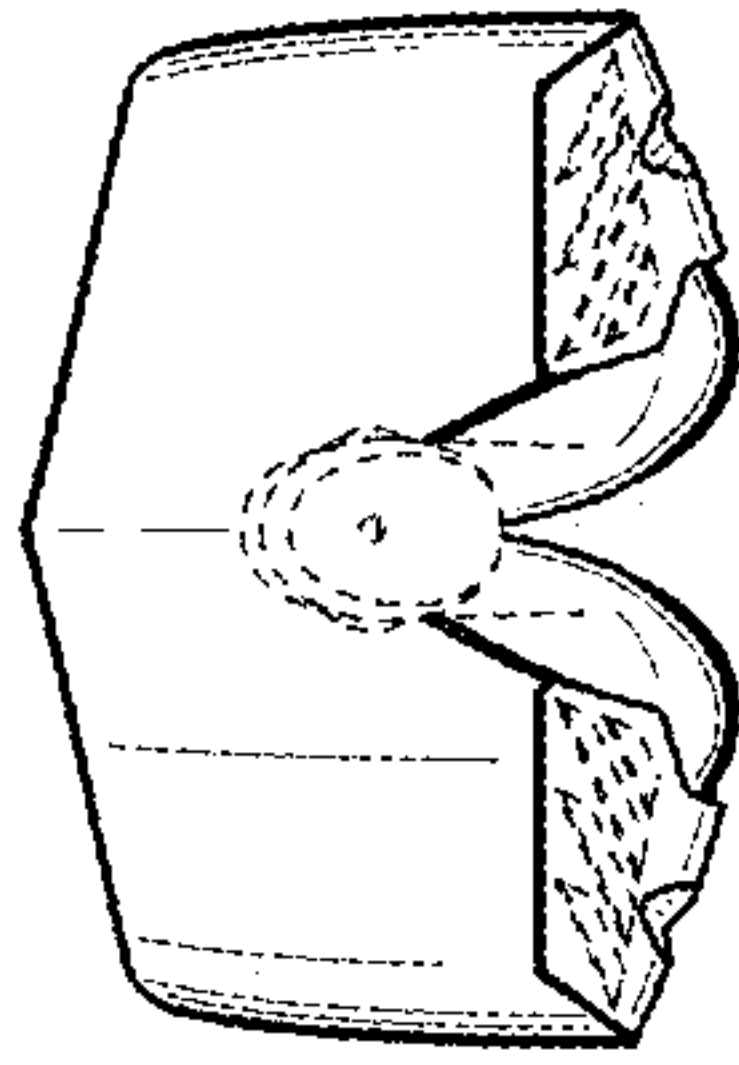


FIG. 3

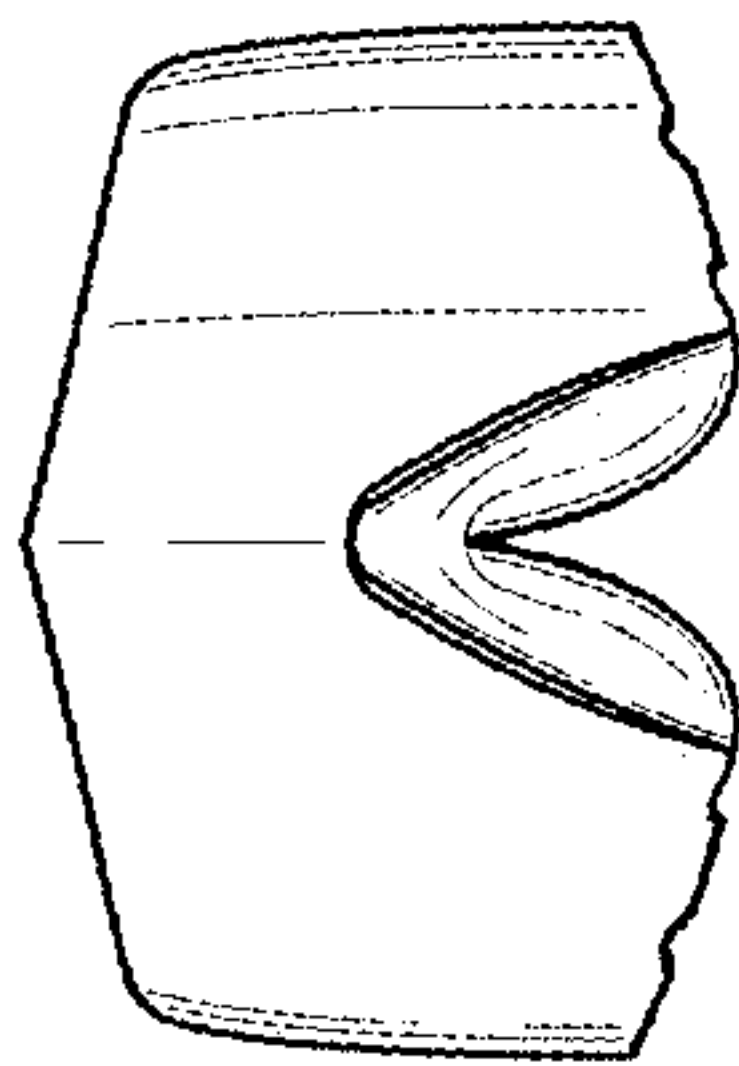


FIG. 2

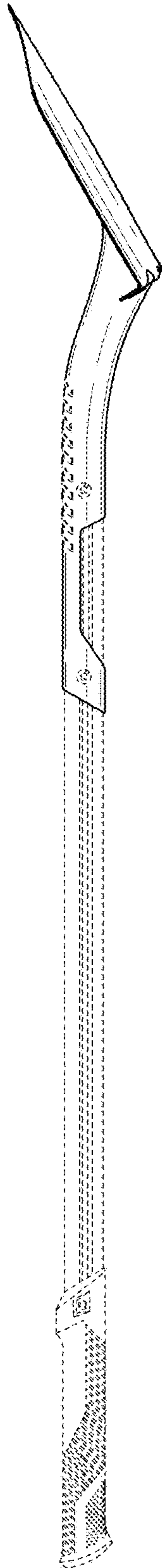


FIG. 4




FIG. 5

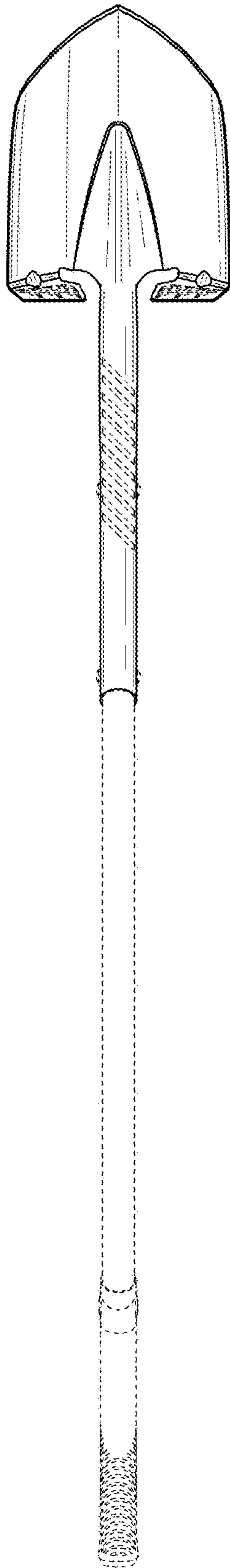


FIG. 6

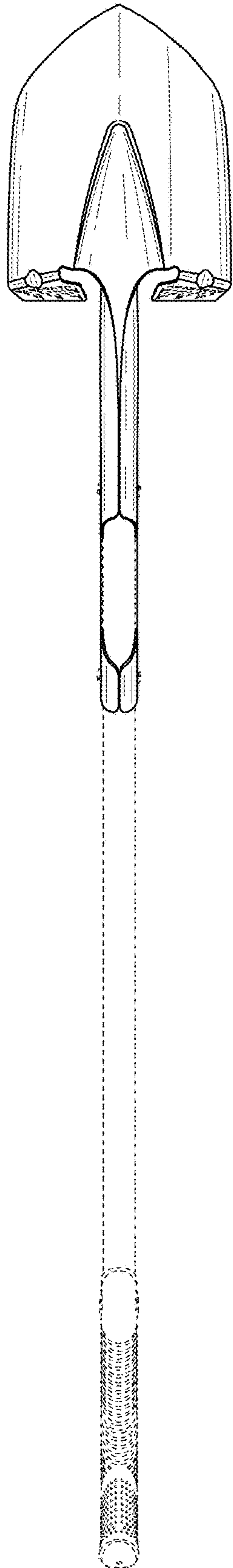


FIG. 7