

US00D867832S

(12) **United States Design Patent** (10) **Patent No.:** **US D867,832 S**
Arnell et al. (45) **Date of Patent:** **** Nov. 26, 2019**

- (54) **STRING TRIMMER HANDLE**
- (71) Applicant: **Changzhou Globe Co., Ltd.**,
Changzhou, Jiangsu (CN)
- (72) Inventors: **Thomas Arnell**, Huskvarna (SE);
Yanping Deng, Jiangsu (CN)
- (73) Assignee: **Changzhou Globe Co., Ltd.**,
Changzhou, Jiangsu (CN)
- (**) Term: **15 Years**
- (21) Appl. No.: **29/642,032**
- (22) Filed: **Mar. 27, 2018**
- (30) **Foreign Application Priority Data**
- Sep. 27, 2017 (CN) 2017 3 0463272
- (51) **LOC (12) Cl.** **08-01**
- (52) **U.S. Cl.**
USPC **D8/8**
- (58) **Field of Classification Search**
USPC D8/7, 8, 9; D15/14, 17
CPC .. A01D 34/01; A01D 34/416; A01D 34/4161;
A01D 34/84; A01D 34/90; A01G 3/067;
A01G 3/06; A01G 3/062
See application file for complete search history.
- (56) **References Cited**
- U.S. PATENT DOCUMENTS
- D352,430 S * 11/1994 Kikuchi D8/8
D656,370 S 3/2012 Tinius

- D662,795 S * 7/2012 Naas D8/8
D668,515 S 10/2012 Landberg
D668,516 S * 10/2012 Landberg D8/8
D672,624 S * 12/2012 Naas D8/8
D712,217 S * 9/2014 Kawase D8/8
D798,679 S * 10/2017 Tinius D8/8
D813,808 S * 3/2018 Tinius D13/110
2014/0259692 A1* 9/2014 Racov A01D 34/90
30/277.4
2018/0317396 A1* 11/2018 Bukowski A01G 3/062
- * cited by examiner

Primary Examiner — Sandra S Snapp
Assistant Examiner — Ieisha N Price
 (74) *Attorney, Agent, or Firm* — Dorton & Willis, LLP

(57) **CLAIM**
 The ornamental design for a string trimmer handle, therefor as shown and described.

DESCRIPTION

FIG. 1 is top front perspective view of a string trimmer handle according to the present invention.
 FIG. 2 is a top rear perspective view thereof.
 FIG. 3 is a bottom front perspective view thereof.
 FIG. 4 is a front view thereof.
 FIG. 5 is a rear view thereof.
 FIG. 6 is a left side view thereof.
 FIG. 7 is a right side view thereof.
 FIG. 8 is a top view thereof; and,
 FIG. 9 is a bottom view thereof.
 Any elements shown in broken lines in the Figures form no part of the claimed invention, and are instead included to show environmental aspects of the claimed invention.

1 Claim, 9 Drawing Sheets





FIG. 1




FIG. 2




FIG. 3




FIG. 4

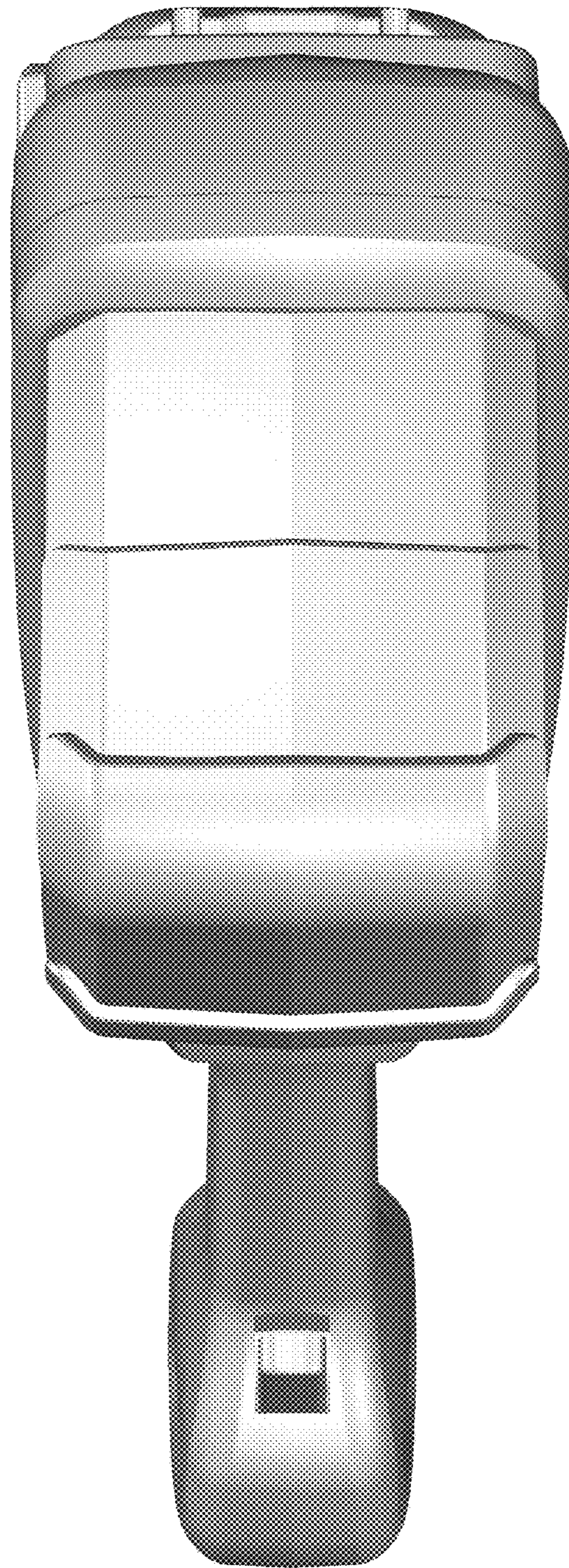


FIG. 5

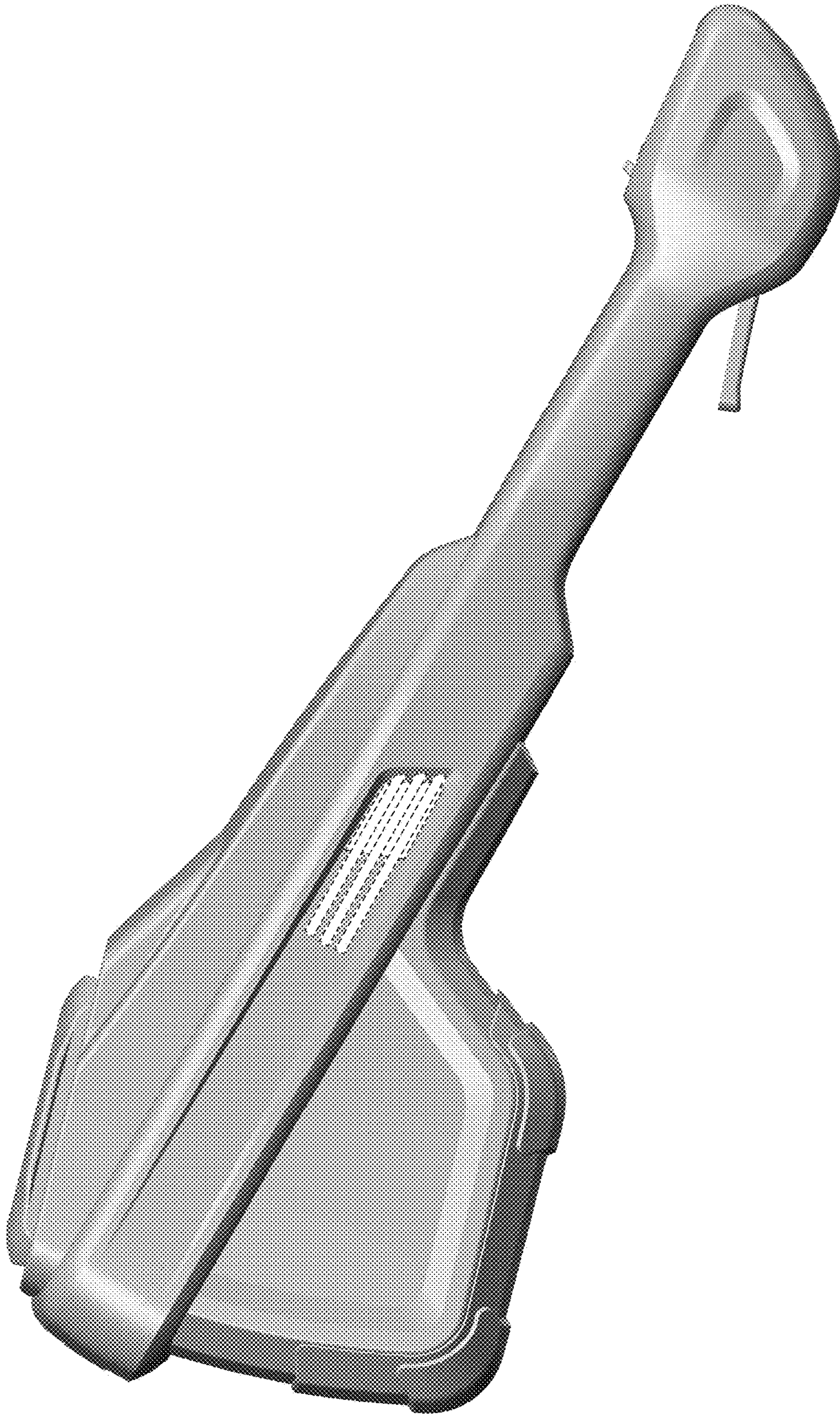


FIG. 6

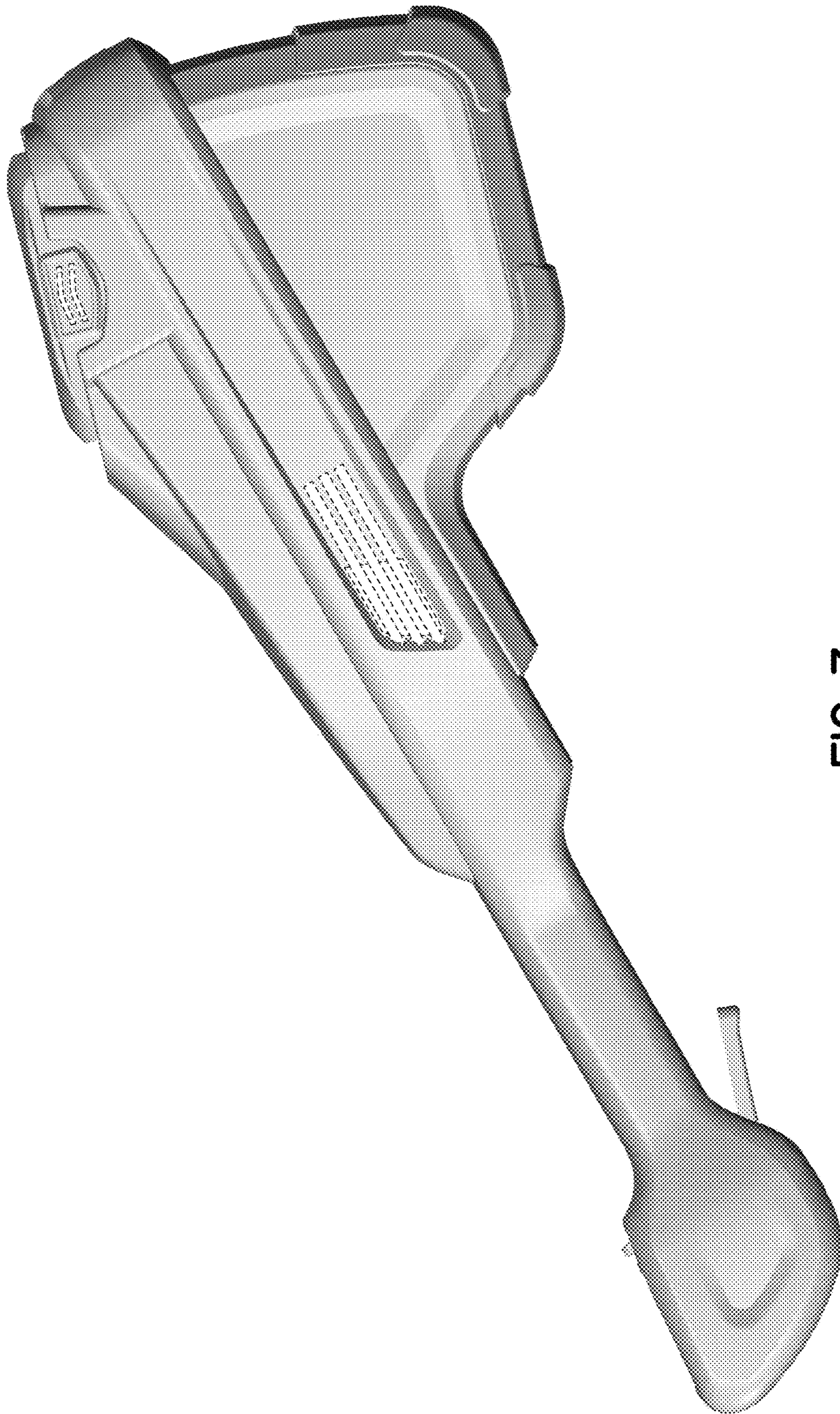


FIG. 7

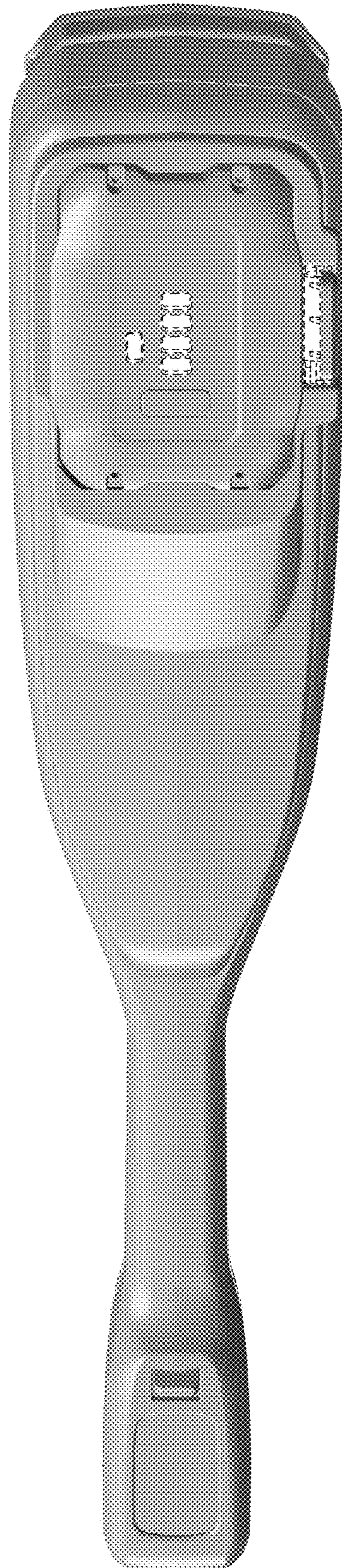


FIG. 8

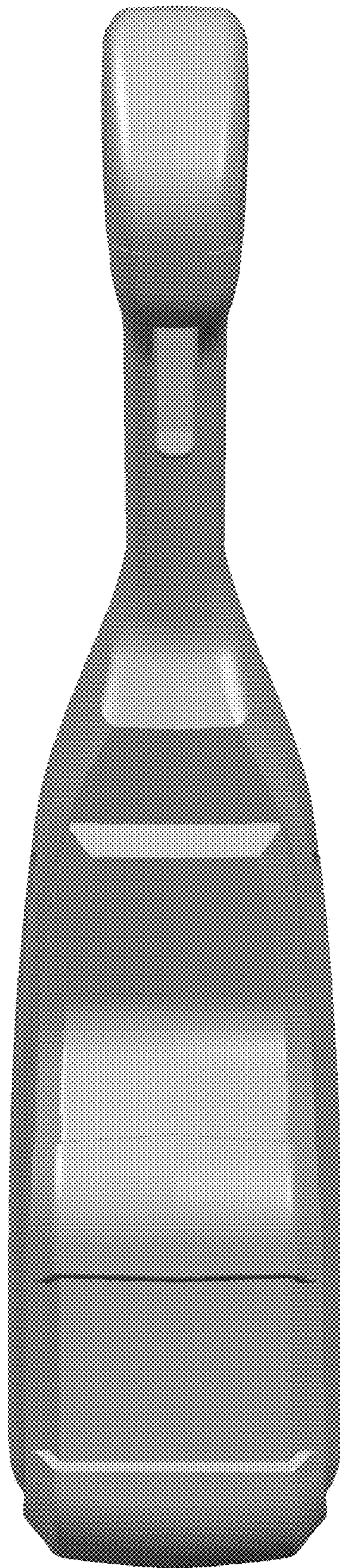


FIG. 9