



US00D867822S

(12) **United States Design Patent** (10) **Patent No.:** **US D867,822 S**
Passot (45) **Date of Patent:** **** Nov. 26, 2019**

(54) **BOWL**
(71) Applicant: **REVOL PORCELAIN SA**, Saint Uze (FR)
(72) Inventor: **Olivier Passot**, Saint Uze (FR)
(73) Assignee: **REVOL PORCELAIN S.A.**, Saint Uze (FR)
(**) Term: **15 Years**
(21) Appl. No.: **29/665,483**
(22) Filed: **Oct. 3, 2018**
(51) **LOC (12) Cl.** **07-01**
(52) **U.S. Cl.**
USPC **D7/587**
(58) **Field of Classification Search**
USPC D7/500, 587, 565, 560, 543
(Continued)

(56) **References Cited**
U.S. PATENT DOCUMENTS
1,567,234 A * 12/1925 Brucker A21B 3/13
249/136
D119,166 S * 2/1940 Guild D7/565
(Continued)

Primary Examiner — Cynthia R Underwood
(74) *Attorney, Agent, or Firm* — Fisherbroyles, LLP;
Jason M. Pass


(57) **CLAIM**
I claim the ornamental design for a bowl, as shown and described.

DESCRIPTION

The patent or application file contains at least one drawing executed in color. Copies of this patent or patent application

publication with the color drawing(s) will be provided by the Office upon request and payment of the necessary fee.
FIG. 1 is a perspective view of a first embodiment of a bowl;
FIG. 2 is a top view of the bowl of FIG. 1;
FIG. 3 is a side view of the bowl of FIG. 1;
FIG. 4 is a top view of a second embodiment of the bowl;
FIG. 5 is a side view of the bowl of FIG. 4;
FIG. 6 is a top view of a third embodiment of the bowl;
FIG. 7 is a side view of the bowl of FIG. 6;
FIG. 8 is top view of fourth embodiment of the bowl;
FIG. 9 is a side view of the bowl of FIG. 8;
FIG. 10 is a perspective view of a fifth embodiment of the bowl;
FIG. 11 is a top view of the bowl of FIG. 10;
FIG. 12 is a bottom view of the bowl of FIG. 10;
FIG. 13 is top view of a sixth embodiment of the bowl;
FIG. 14 is a side view of the bowl of FIG. 13;
FIG. 15 is a perspective view of a seventh embodiment of the bowl;
FIG. 16 is a top view of the bowl of FIG. 15;
FIG. 17 is a side view of the bowl of FIG. 15;
FIG. 18 is a bottom view of the bowl of FIG. 15;
FIG. 19 is a perspective view of an eighth embodiment of the bowl;
FIG. 20 is a top view of the bowl of FIG. 19;
FIG. 21 is a side view of the bowl of FIG. 19;
FIG. 22 is a bottom view of the bowl of FIG. 19;
FIG. 23 is a perspective view of a ninth embodiment of the bowl;
FIG. 24 is a top view of the bowl of FIG. 23;
FIG. 25 is a side view of the bowl of FIG. 23;
FIG. 26 is a bottom view of the bowl of FIG. 23;
FIG. 27 is a perspective view of a tenth embodiment of the bowl;
FIG. 28 is a top view of the bowl of FIG. 27;
FIG. 29 is a side view of the bowl of FIG. 27; and,
FIG. 30 is a bottom view of the bowl of FIG. 27.

1 Claim, 30 Drawing Sheets
(30 of 30 Drawing Sheet(s) Filed in Color)



(58) **Field of Classification Search**
 CPC A47G 19/025; A47G 19/02
 See application file for complete search history.

(56) **References Cited**

U.S. PATENT DOCUMENTS

D175,753	S	*	10/1955	Barnhart	D7/540
D243,912	S	*	4/1977	Daenen	D7/584
D250,929	S	*	1/1979	Gerstman	D7/565
D286,726	S	*	11/1986	Daenen	D7/587
D382,766	S	*	8/1997	Hamada	D7/354
D394,189	S	*	5/1998	Reynaert	D7/523
D442,831	S	*	5/2001	Jacobs	D7/584
D511,074	S	*	11/2005	Claypool	D7/602
D549,040	S	*	8/2007	Henry	D7/354
D575,992	S	*	9/2008	LeGreve	D7/586
D598,238	S	*	8/2009	Durdon	D7/354
D601,309	S	*	9/2009	Babal	D30/129
D607,329	S	*	1/2010	Diss	D7/587
D630,897	S	*	1/2011	Jarvis	D7/407
D690,166	S	*	9/2013	Montgomery	D7/586
D701,088	S	*	3/2014	Hone	D7/505
D709,317	S	*	7/2014	Cheng	D7/354
D738,159	S	*	9/2015	Cheng	D7/354
D760,951	S	*	7/2016	Bennett	D27/136
D761,061	S	*	7/2016	McConnell	D7/587
D787,274	S	*	5/2017	Gagnon	D7/586
D792,166	S	*	7/2017	Kirsh	D7/601
D807,121	S	*	1/2018	Mittal	D7/587
D823,643	S	*	7/2018	Paul	D7/584
D828,726	S	*	9/2018	Epley	D7/602
D845,715	S	*	4/2019	Brownell	D7/545
2002/0112614	A1	*	8/2002	Zoss	A21B 3/131 99/426

* cited by examiner



FIG. 1



FIG. 2




FIG. 3



FIG. 4




FIG. 5



FIG. 6



FIG. 7



FIG. 8



FIG. 9



FIG. 10



FIG. 11




FIG. 12



FIG. 13




FIG. 14



FIG. 15



FIG. 16




FIG. 17



FIG. 18



FIG. 19



FIG. 20




FIG. 21



FIG. 22



FIG. 23




FIG. 24



FIG. 25




FIG. 26



FIG. 27



FIG. 28



FIG. 29



FIG. 30