

US00D867818S

(12) **United States Design Patent** (10) **Patent No.:** **US D867,818 S**  
**Meyers** (45) **Date of Patent:** **\*\* Nov. 26, 2019**

(54) **FLOW-THROUGH AGITATOR**  
(71) Applicant: **RUNWAY BLUE, LLC**, Alpine, UT (US)  
(72) Inventor: **David O. Meyers**, East Layton, UT (US)  
(73) Assignee: **Runway Blue, LLC**, Alpine, UT (US)  
(\*\*) Term: **15 Years**

3,924,807 A 12/1975 Morgan  
4,640,623 A 2/1987 Tornell  
4,668,442 A 5/1987 Lang  
D294,012 S \* 2/1988 Patricko ..... D11/123  
D362,793 S \* 10/1995 Khan ..... D32/35  
D374,638 S \* 10/1996 Jacobson ..... D10/116.1  
5,629,057 A \* 5/1997 Wang ..... B44C 5/00  
362/122  
D432,453 S \* 10/2000 Franzen ..... D11/131  
6,379,032 B1 4/2002 Sorensen  
(Continued)

(21) Appl. No.: **29/655,204**  
(22) Filed: **Jun. 30, 2018**  
(51) **LOC (12) Cl.** ..... **31-00**  
(52) **U.S. Cl.**  
USPC ..... **D7/412**; D7/376; D7/377; D7/378;  
D7/379; D7/380

OTHER PUBLICATIONS

U.S. Appl. No. 29/655,202, filed Jun. 30, 2018, 45 pgs.  
(Continued)

(58) **Field of Classification Search**  
USPC ..... D7/300.2, 372, 376-386, 412-413, 602,  
D7/620, 629, 665-666, 669, 679, 682,  
D7/688, 690, 693-694; D11/121, 125,  
D11/128, 131; D23/342; D30/124  
CPC ..... A01K 39/0113; A21C 1/02; A21C 1/04;  
A23N 1/00; A23N 1/02; A47G 19/16;  
A47J 43/04; A47J 43/10; A47J 43/22;  
A47J 43/25; A47J 43/27; A47J 43/042;  
A47J 43/044; A47J 43/046; A47J 43/075;  
A47J 43/0722; A47J 43/0727; B01F 3/00;  
B01F 3/0807; B01F 3/0853; B01F  
13/0059; B01F 13/0064; B02C 1/08;  
B02C 2/04; B02C 4/42; B02C 4/142;  
B02C 4/143; B02C 4/423; B02C 13/1835;  
B28C 5/10; B28C 5/12; B28C 5/14;  
B28C 5/16; B44C 5/00

*Primary Examiner* — Ricky Pham  
(74) *Attorney, Agent, or Firm* — Sterne, Kessler,  
Goldstein & Fox P.L.L.C.

See application file for complete search history.

(57) **CLAIM**

The ornamental design for a flow-through agitator, as shown and described.

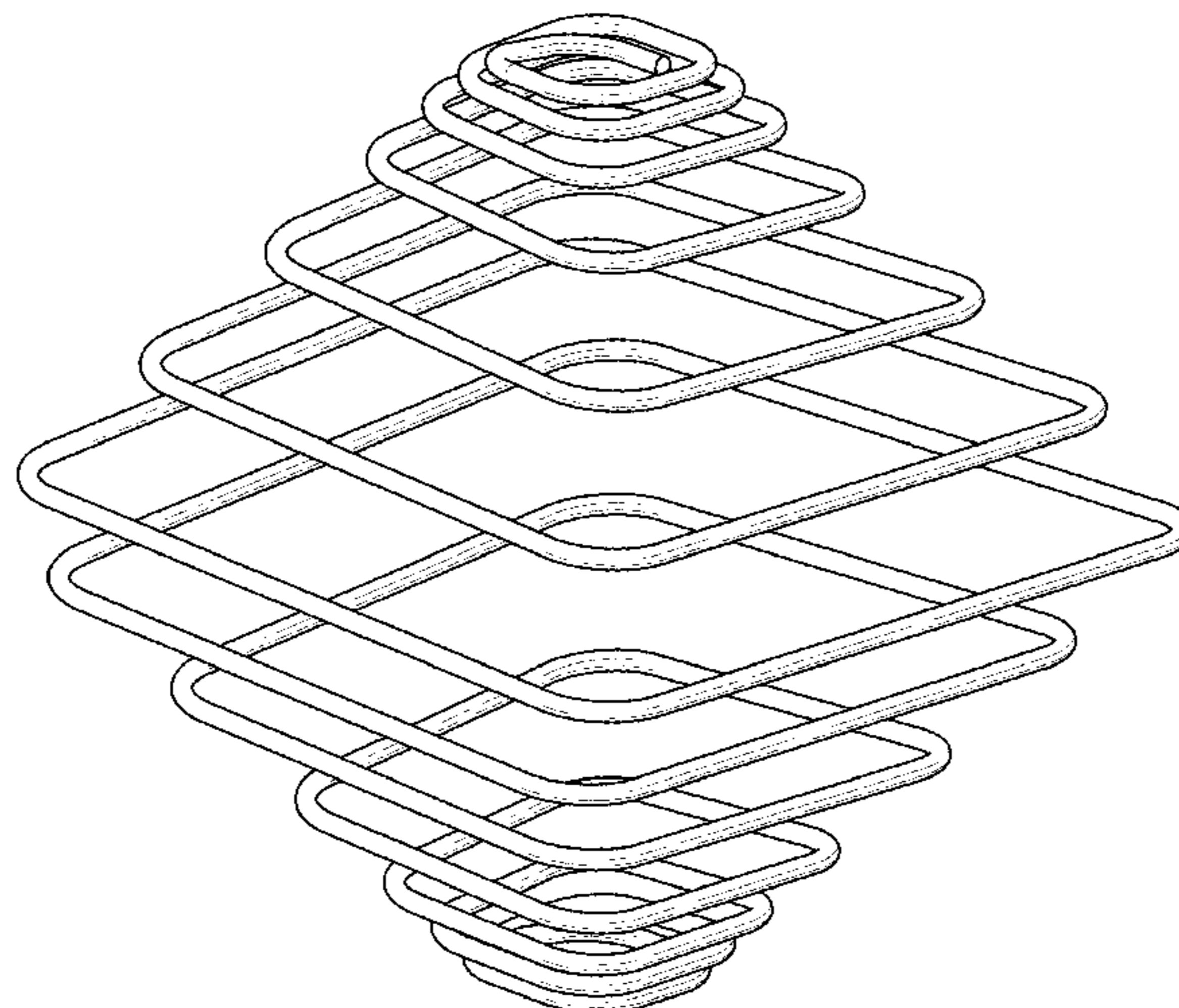
**DESCRIPTION**

FIG. 1 is a top front perspective view of a flow-through agitator;  
FIG. 2 is a front view of the flow-through agitator shown in FIG. 1;  
FIG. 3 is a rear view of the flow-through agitator shown in FIG. 1;  
FIG. 4 is a left side view of the flow-through agitator shown in FIG. 1;  
FIG. 5 is a right side view of the flow-through agitator shown in FIG. 1;  
FIG. 6 is a top view of the flow-through agitator shown in FIG. 1; and,  
FIG. 7 is a bottom view of the flow-through agitator shown in FIG. 1.

(56) **References Cited**  
U.S. PATENT DOCUMENTS

1,060,419 A 4/1913 Benjamin  
1,649,874 A \* 11/1927 Taylor ..... A47J 43/22  
416/71

**1 Claim, 7 Drawing Sheets**



(56)

References Cited

U.S. PATENT DOCUMENTS

D487,862 S \* 3/2004 Tincher ..... D7/620  
D488,339 S \* 4/2004 Lee ..... D7/300.2  
D498,701 S \* 11/2004 Libuda ..... D11/125  
D527,959 S \* 9/2006 Fung ..... D7/690  
D541,601 S \* 5/2007 Fung ..... D7/690  
D542,102 S \* 5/2007 Cheung ..... D7/690  
7,441,941 B2 \* 10/2008 Vernon ..... A47J 43/10  
366/130  
D582,223 S \* 12/2008 Vendl ..... D7/690  
D585,708 S \* 2/2009 Gransbury ..... D7/682  
D647,366 S \* 10/2011 Enghard ..... A47J 43/22  
D7/376  
D705,499 S \* 5/2014 Zamarripa ..... D30/124  
D723,325 S 3/2015 Enghard  
D725,431 S \* 3/2015 Enghard ..... D7/213  
D782,874 S \* 4/2017 Ross ..... D7/376  
D784,760 S \* 4/2017 Gilmartin ..... D7/376  
D808,216 S \* 1/2018 Holowaychuk ..... D7/412

D828,079 S \* 9/2018 Winn ..... B01F 13/0022  
D7/376  
D841,141 S \* 2/2019 Neigut ..... D23/342  
D843,795 S \* 3/2019 Perry ..... D7/690  
2005/0263006 A1 \* 12/2005 Saha ..... A47G 19/16  
99/275  
2013/0305993 A1 \* 11/2013 Lush ..... A01K 39/0113  
119/51.01  
2017/0056850 A1 3/2017 Kershaw et al.

OTHER PUBLICATIONS

U.S. Appl. No. 29/655,203, filed Jun. 30, 2018, 8 pgs.  
U.S. Appl. No. 29/642,659, filed Mar. 30, 2018, 8 pgs.  
U.S. Appl. No. 29/655,205, filed Jun. 30, 2018, 8 pgs.  
U.S. Appl. No. 29/655,206, filed Jun. 30, 2018, 8 pgs.  
U.S. Appl. No. 29/642,658, filed Mar. 30, 2018, 8 pgs.  
U.S. Appl. No. 29/642,657, filed Mar. 30, 2018, 7 pgs.  
Blender Bullets, Instagram webpage <[https://www.instagram.com/blender\\_bullets/](https://www.instagram.com/blender_bullets/)> accessed Aug. 6, 2018, 12 pgs.

\* cited by examiner

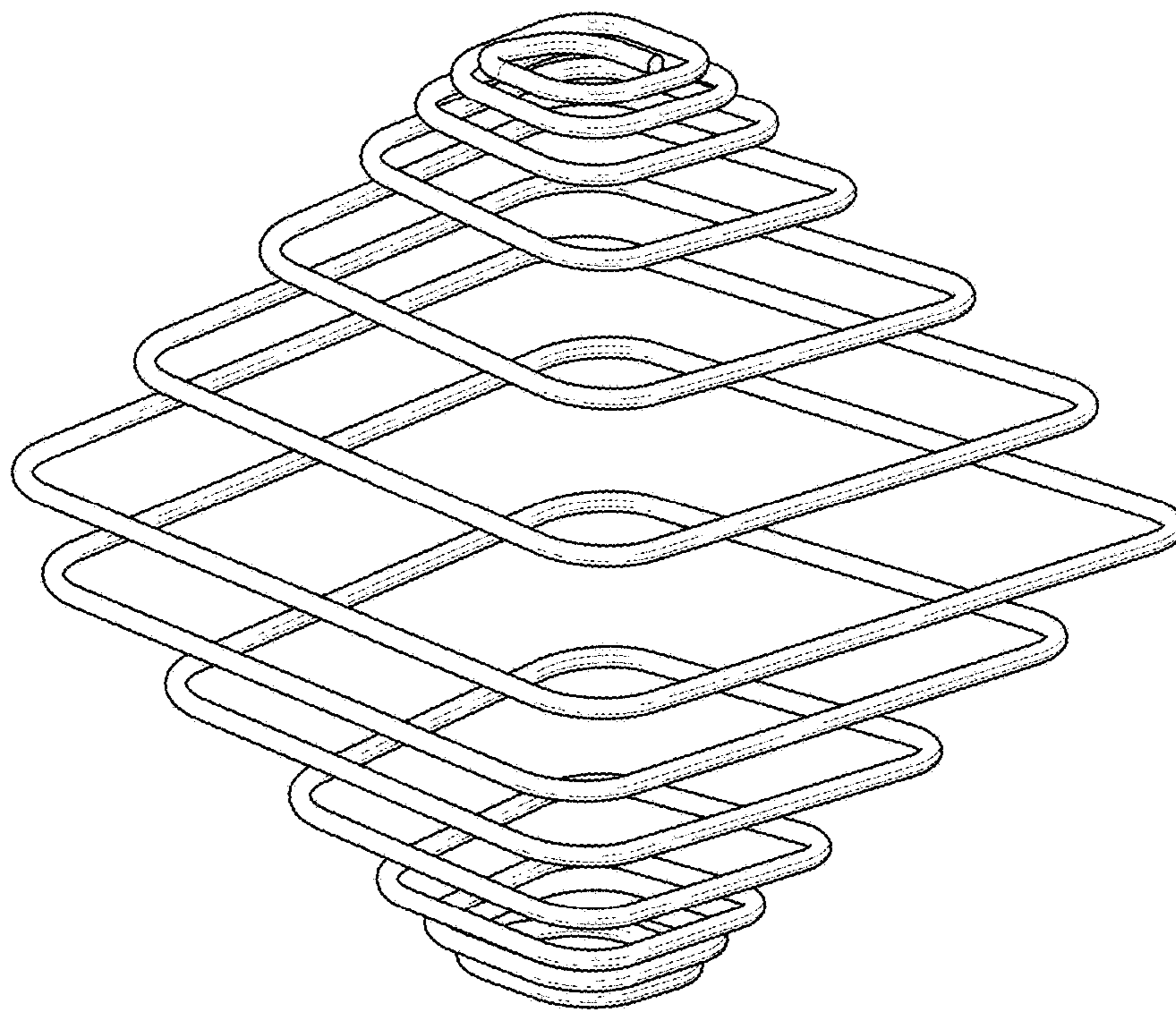


FIG. 1




FIG. 2

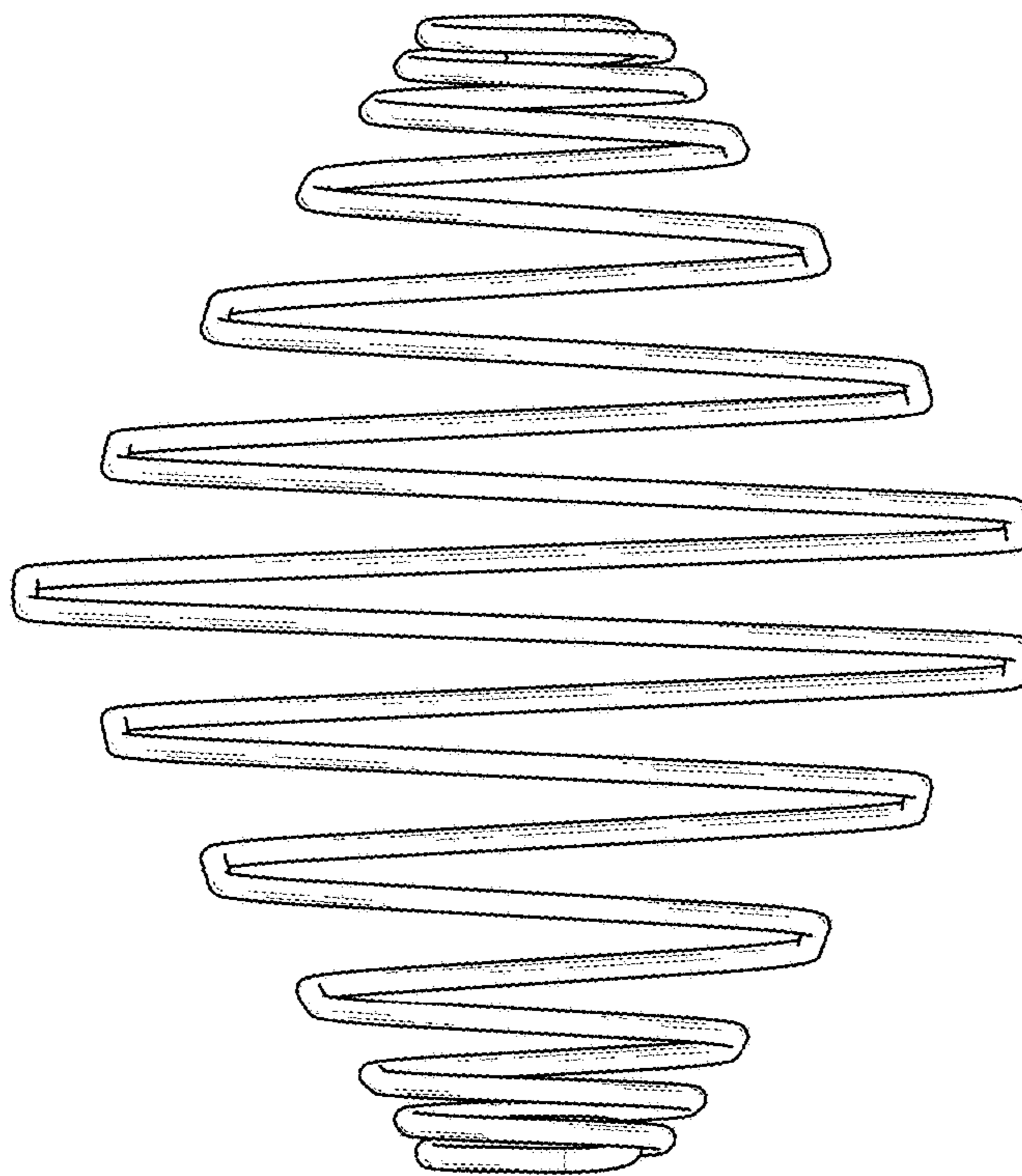


FIG. 3




FIG. 4




FIG. 5





FIG. 6





**FIG. 7**