



US00D867813S

(12) **United States Design Patent** (10) **Patent No.:** **US D867,813 S**
Reed (45) **Date of Patent:** **** Nov. 26, 2019**

(54) **CAP FOR A DRINKING CONTAINER**
(71) Applicant: **Handi-Craft Company**, St. Louis, MO (US)
(72) Inventor: **Mark D. Reed**, Columbia, IL (US)
(73) Assignee: **Handi-Craft Company**, St. Louis, MO (US)
(**) Term: **15 Years**

D793,804 S * 8/2017 Herbst D7/392.1
D814,853 S * 4/2018 Melanson D7/391
D820,039 S * 6/2018 Fitzsimons D7/392.1
D830,118 S * 10/2018 Ksiazek D7/392.1
D835,939 S * 12/2018 Yee D7/392.1
10,206,855 B2 * 2/2019 Reed A61J 9/0623
D843,835 S * 3/2019 Staab D9/504
D844,440 S * 4/2019 Allen, III D9/504
D847,581 S * 5/2019 Gentile D7/602
D847,645 S * 5/2019 Lee D9/504
2007/0262095 A1 * 11/2007 Eberhardt B65D 83/206
222/402.13
2007/0295739 A1 * 12/2007 Blum B65D 47/2006
220/810

(21) Appl. No.: **29/639,047**

(Continued)

(22) Filed: **Mar. 2, 2018**

FOREIGN PATENT DOCUMENTS

(51) **LOC (12) Cl.** **07-99**

CN 305056922 * 3/2019

(52) **U.S. Cl.**

USPC **D7/392.1; D7/392**

(58) **Field of Classification Search**

USPC D9/452, 453, 454, 435, 447, 449;
D7/392, 392.1

CPC A47G 21/18; A61J 7/0038; B65D
2517/0049

See application file for complete search history.

Primary Examiner — Karen S Acker

Assistant Examiner — Steven B Reinholdt, Jr.

(74) *Attorney, Agent, or Firm* — Armstrong Teasdale LLP

(57)

CLAIM

I claim the ornamental design for a cap for a drinking container, as shown and described.

(56) **References Cited**

DESCRIPTION

U.S. PATENT DOCUMENTS

D242,837 S * 12/1976 Cho D7/391
D278,311 S * 4/1985 Brown D9/436
D288,663 S * 3/1987 Thieffry D9/452
D310,786 S * 9/1990 Lay D9/435
D381,910 S * 8/1997 Sayers D9/447
D492,597 S * 7/2004 Norris D9/442
D572,586 S * 7/2008 Medema D9/445
D619,004 S * 7/2010 Fallat, II D9/454
D629,299 S * 12/2010 Mazurkiewicz D9/449
D638,705 S * 5/2011 Schawo D9/443
D686,871 S * 7/2013 Lane D7/392.1
D734,638 S * 7/2015 Wahl D7/392.1
D759,485 S * 6/2016 Boroski D9/449
D760,080 S * 6/2016 Gorbald D9/443
D769,712 S * 10/2016 Antignane D9/435

FIG. 1 is a perspective view of a cap for a drinking container of our new design.

FIG. 2 is a right side elevation thereof.

FIG. 3 is a left side elevation thereof.

FIG. 4 is a front elevation thereof.

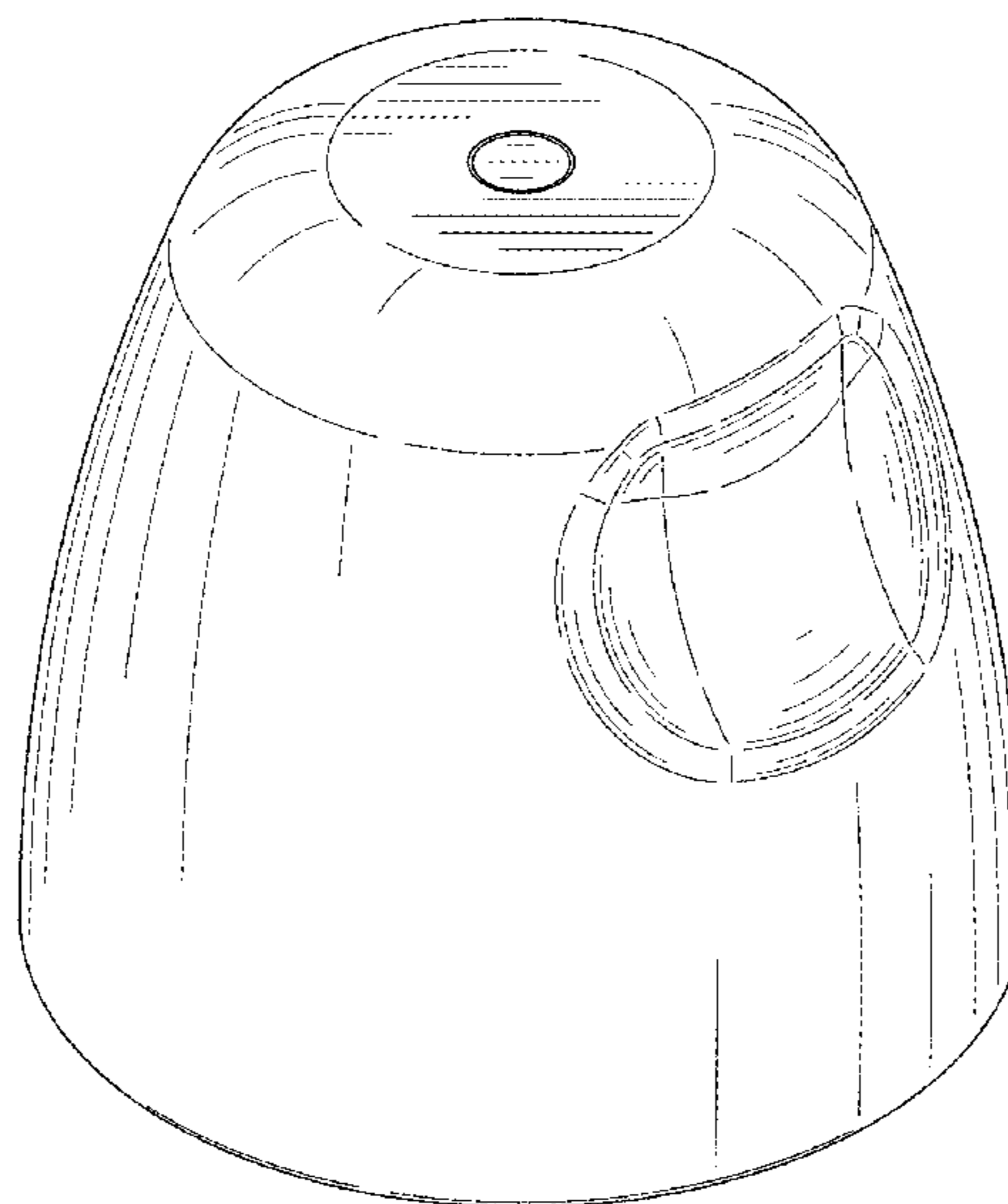
FIG. 5 is a back elevation thereof.

FIG. 6 is a top plan thereof; and,

FIG. 7 is a bottom plan thereof.

The broken lines and the areas within them depict portions of the cap for a drinking container that form no part of the claimed design.

1 Claim, 7 Drawing Sheets



(56)

References Cited

U.S. PATENT DOCUMENTS

2018/0162608 A1* 6/2018 Kim B65D 47/246
2018/0162610 A1* 6/2018 Kim B65D 47/246

* cited by examiner

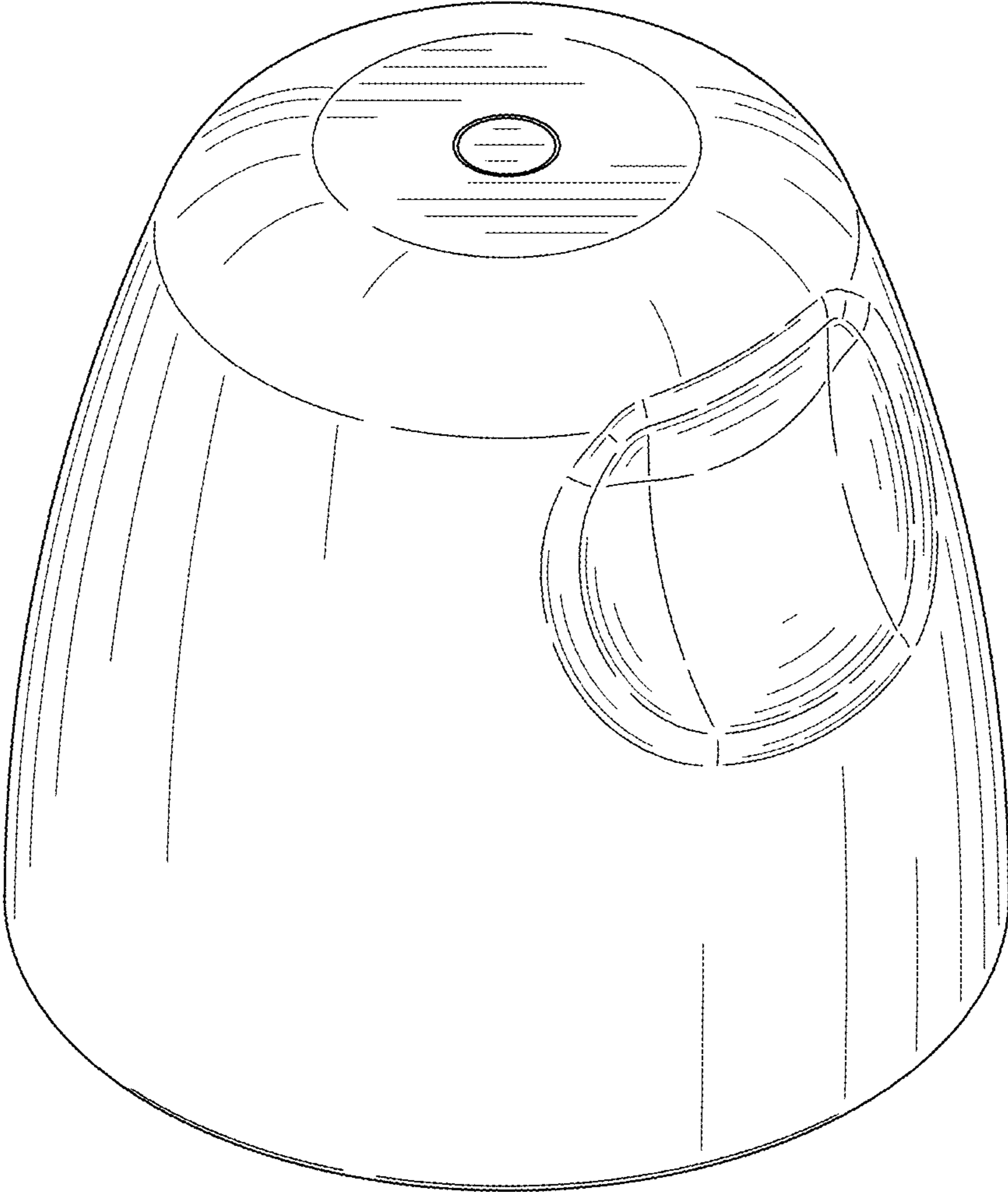


FIG. 1

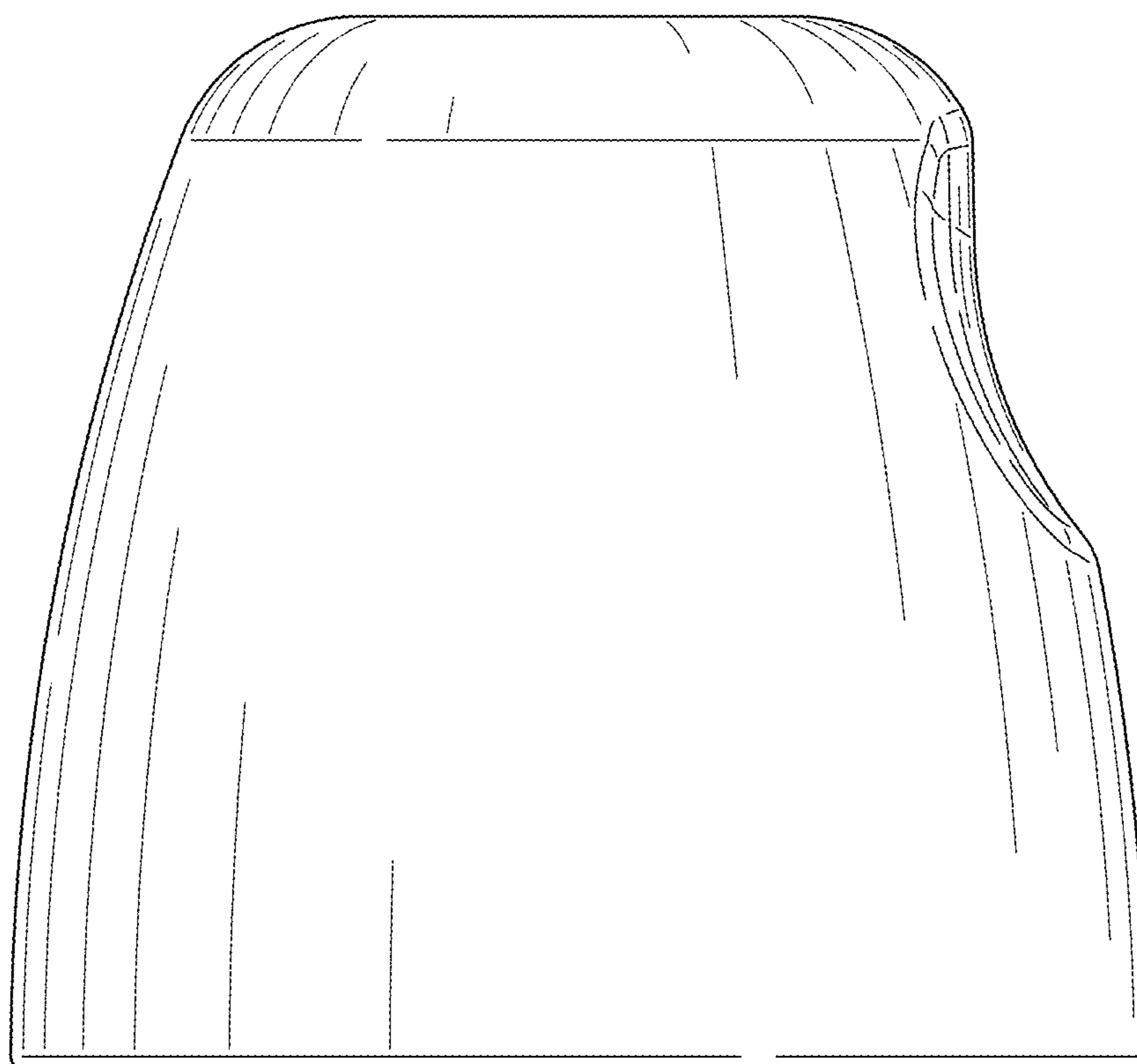


FIG. 2




FIG. 3

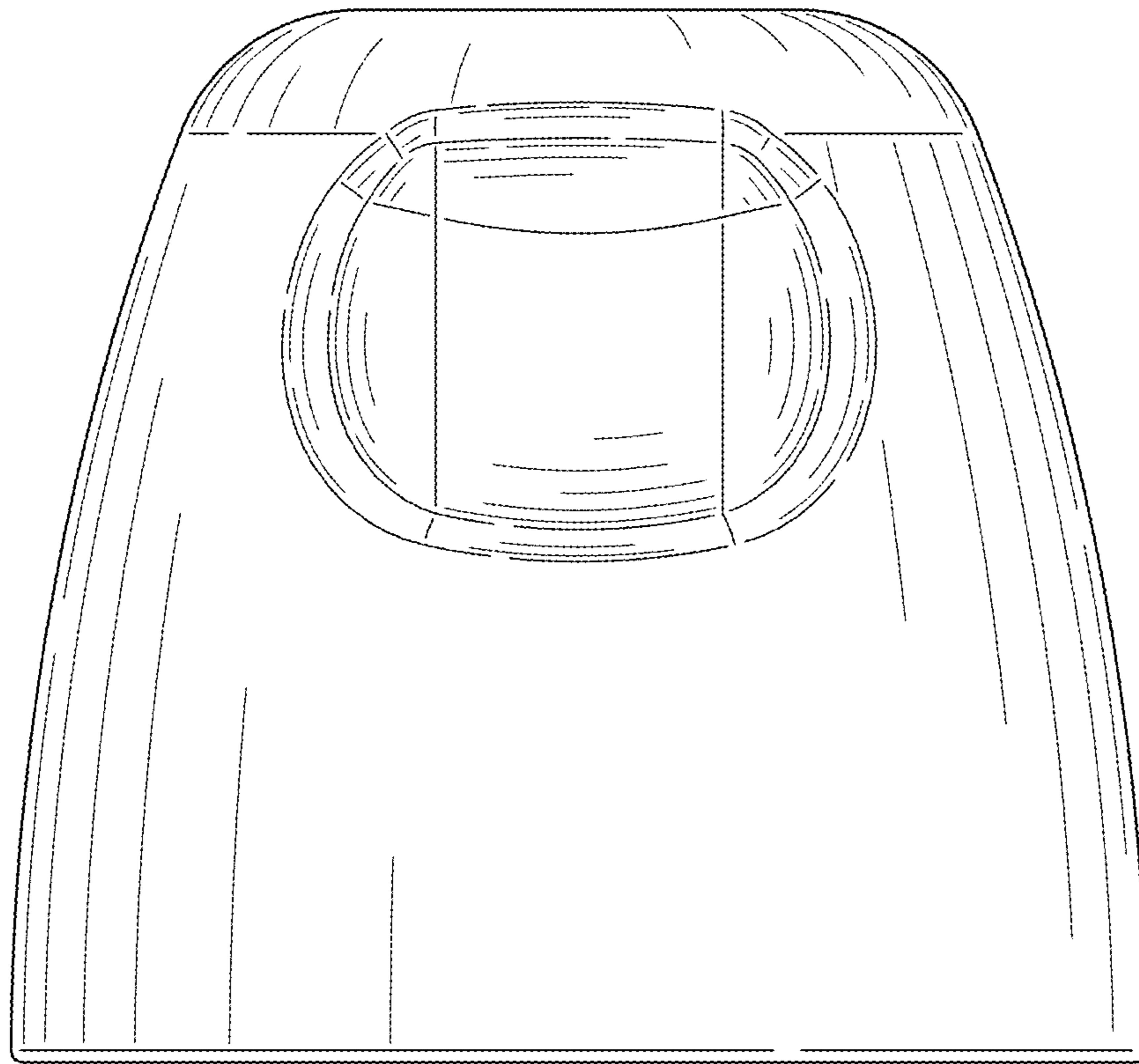


FIG. 4

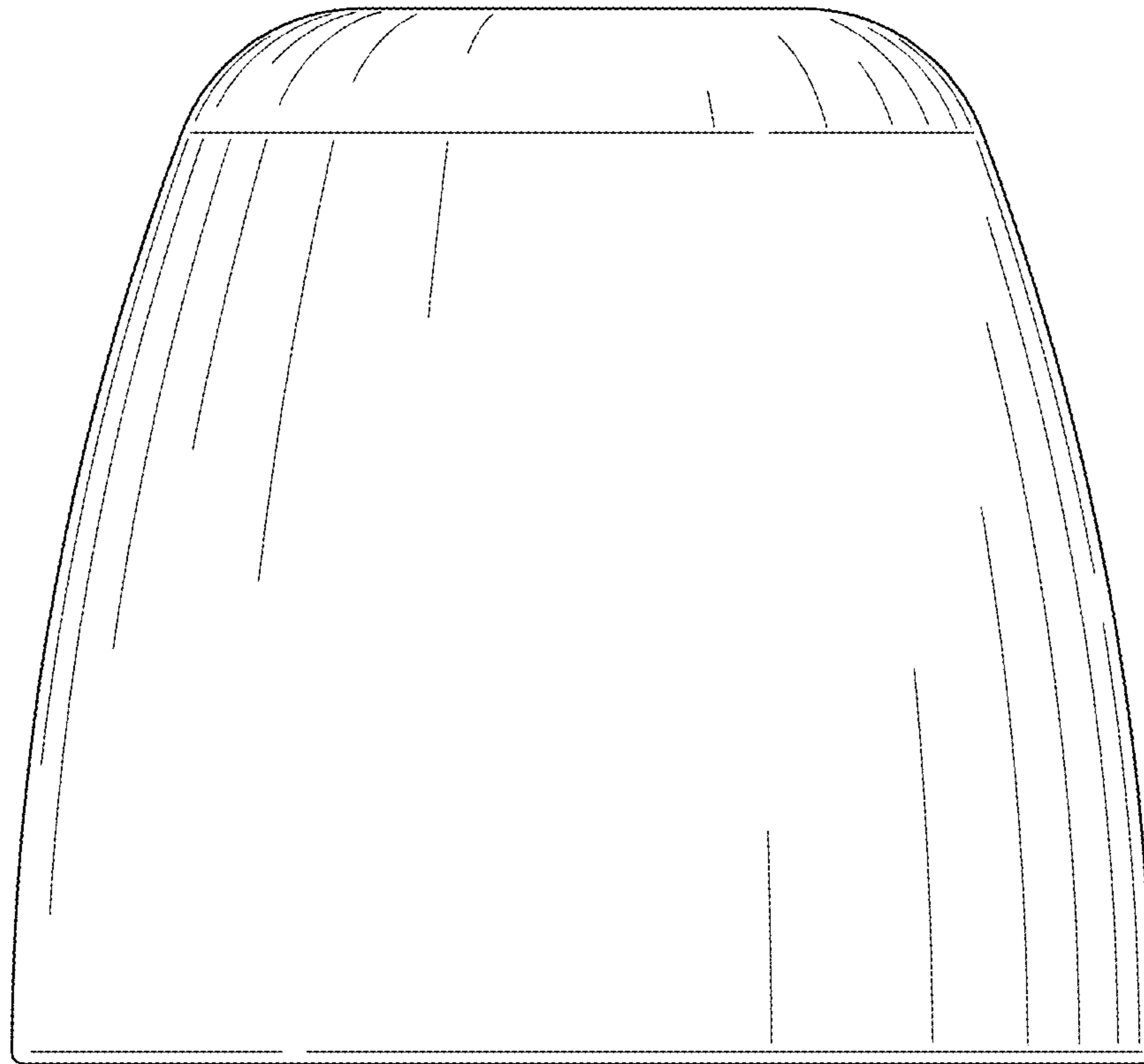


FIG. 5

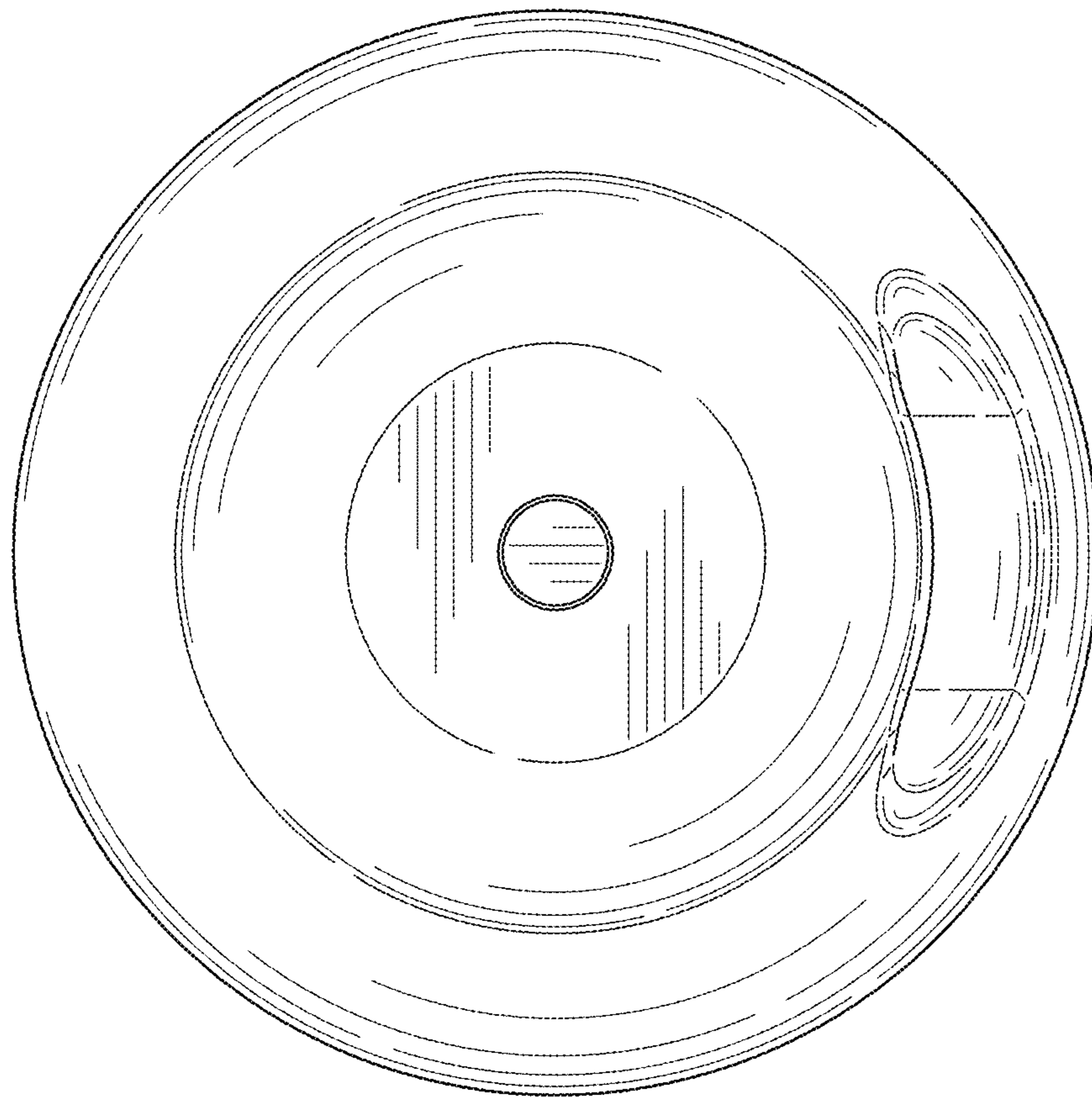


FIG. 6

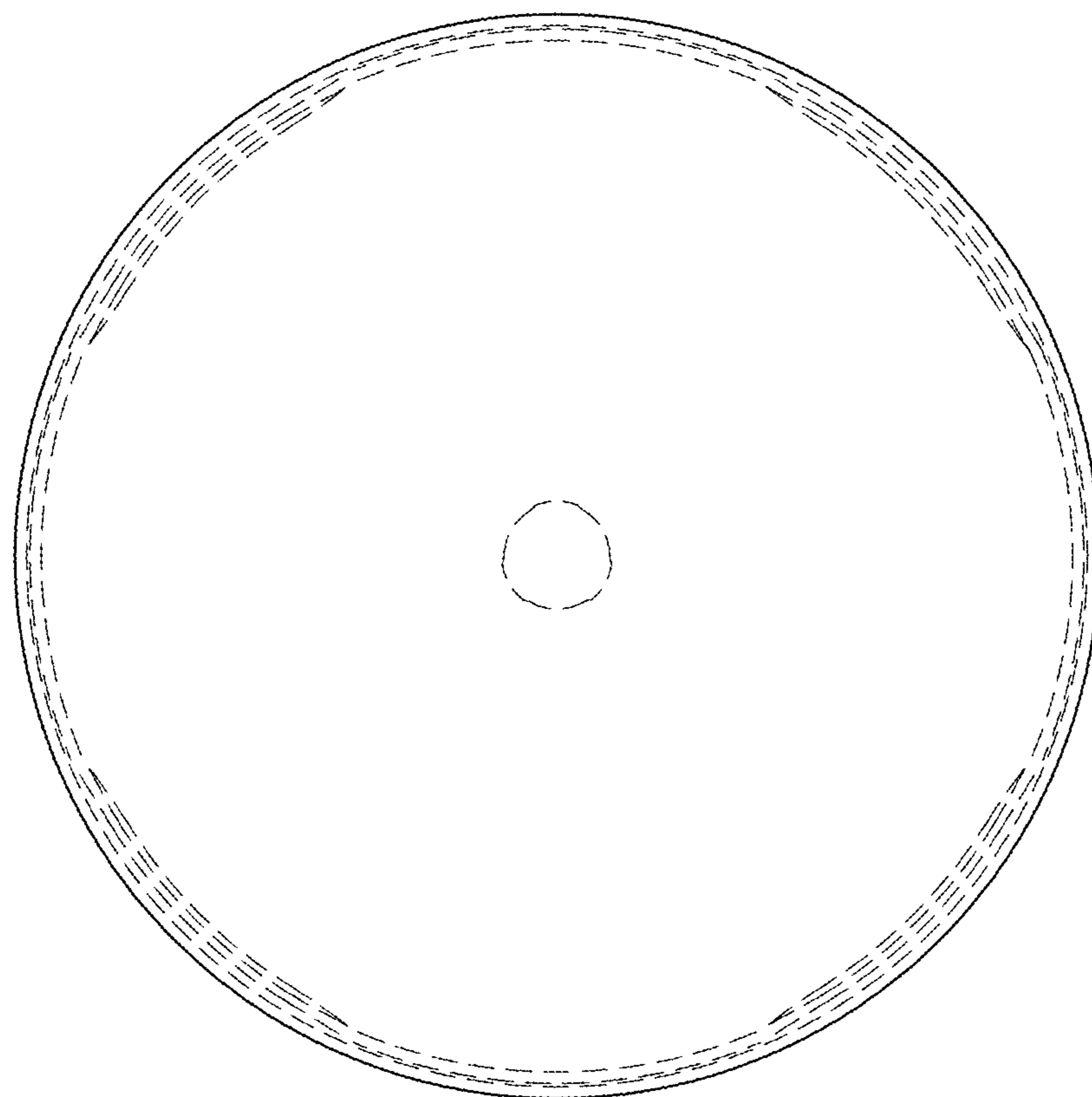


FIG. 7