



US00D867807S

(12) **United States Design Patent**  
**Bodum**

(10) **Patent No.:** **US D867,807 S**

(45) **Date of Patent:** **\*\* Nov. 26, 2019**

(54) **MILK FROTHER**

(71) Applicant: **PI-Design AG**, Triengen (CH)

(72) Inventor: **Jorgen Bodum**, Meggen (CH)

(73) Assignee: **PI-Design AG**, Triengen (CH)

(\*\*) Term: **15 Years**

(21) Appl. No.: **29/664,229**

(22) Filed: **Sep. 24, 2018**

(30) **Foreign Application Priority Data**

Apr. 3, 2018 (WO) ..... DM/100575

(51) **LOC (12) Cl.** ..... **31-00**

(52) **U.S. Cl.**  
USPC ..... **D7/377; D7/376; D7/378; D7/412**

(58) **Field of Classification Search**  
USPC ..... D7/354, 372-373, 376-386, 412-413,  
D7/532, 590, 602, 629, 665-666, 669,  
D7/679, 693-694; D9/504, 538

CPC .... A21C 1/02; A21C 1/04; A23N 1/00; A23N  
1/02; A47J 42/40; A47J 43/04; A47J  
43/25; A47J 43/27; A47J 43/042; A47J  
43/044; A47J 43/046; A47J 43/075; A47J  
43/0722; A47J 43/0727; B01F 3/00; B01F  
3/0807; B01F 3/0853; B01F 13/0059;  
B01F 13/0064; B02C 1/08; B02C 2/04;  
B02C 4/42; B02C 4/142; B02C 4/143;  
B02C 4/423; B02C 13/1835; B28C 5/10;  
B28C 5/12; B28C 5/14; B28C 5/16

See application file for complete search history.

(56) **References Cited**

**U.S. PATENT DOCUMENTS**

D190,060 S \* 4/1961 Gardner ..... D9/538  
D455,324 S \* 4/2002 Wright ..... D7/679

D522,318 S \* 6/2006 McGuyer ..... D7/590  
D548,012 S \* 8/2007 Tien ..... D7/523  
D581,750 S \* 12/2008 de Groote ..... D7/597  
D603,215 S \* 11/2009 Hollinger ..... D7/378  
D617,603 S \* 6/2010 Garman ..... D7/373  
7,806,354 B2 \* 10/2010 de Groote ..... A47J 42/40  
241/169.1  
D646,521 S \* 10/2011 Collinson ..... D7/376  
D685,638 S \* 7/2013 DeMarco ..... D4/116  
D694,057 S \* 11/2013 Shoshan ..... D7/354

**OTHER PUBLICATIONS**

PI-Design AG, U.S. Appl. No. 29/664,225, filed Sep. 24, 2018.

\* cited by examiner

*Primary Examiner* — Ricky Pham

(74) *Attorney, Agent, or Firm* — McDonnell Boehnen  
Hulbert & Berghoff LLP

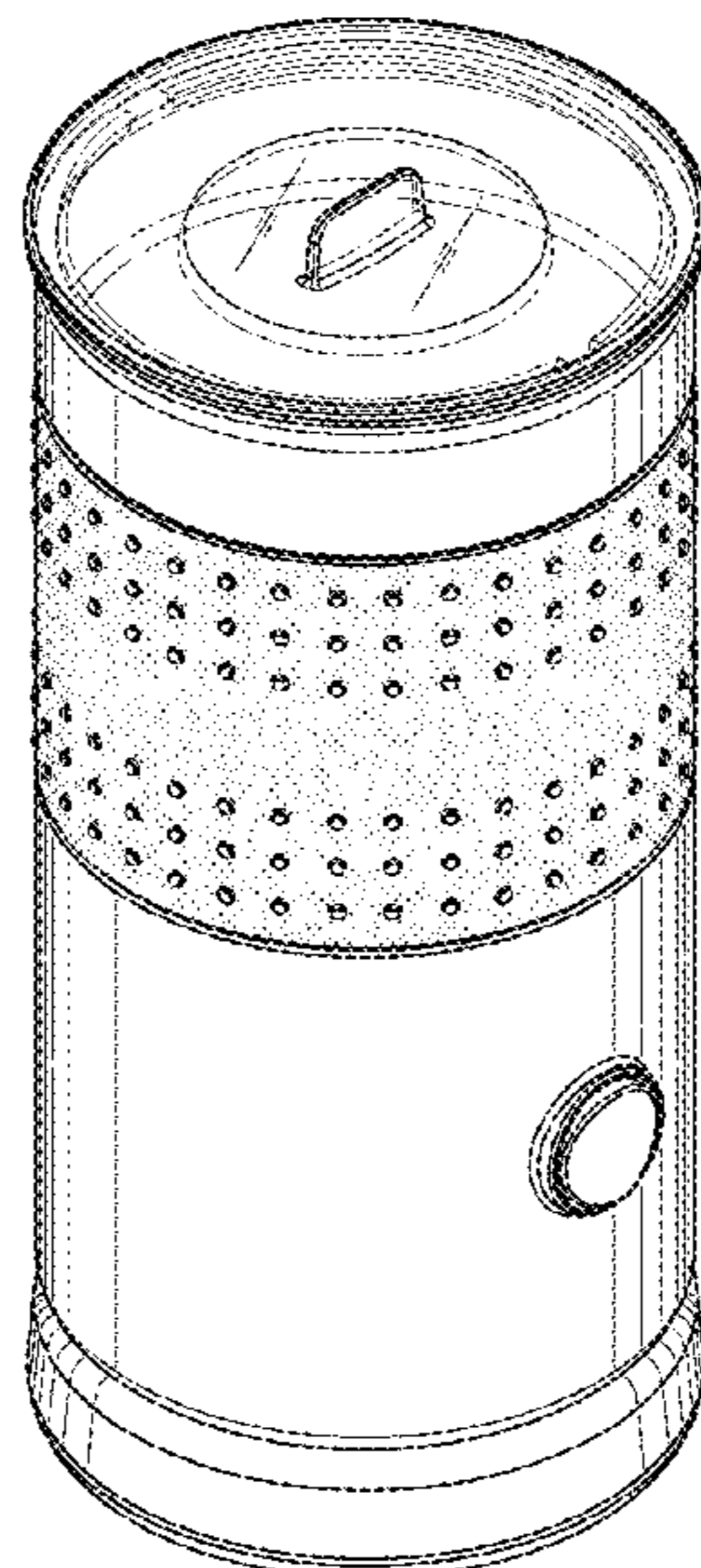
(57) **CLAIM**

The ornamental design for a milk frother, as shown and described.

**DESCRIPTION**

FIG. 1 is a perspective view of a milk frother showing my new design;  
FIG. 2 is a front view thereof;  
FIG. 3 is a rear view thereof;  
FIG. 4 is a left side view thereof;  
FIG. 5 is a right side view thereof;  
FIG. 6 is a top view thereof; and,  
FIG. 7 is a bottom view thereof.

**1 Claim, 7 Drawing Sheets**



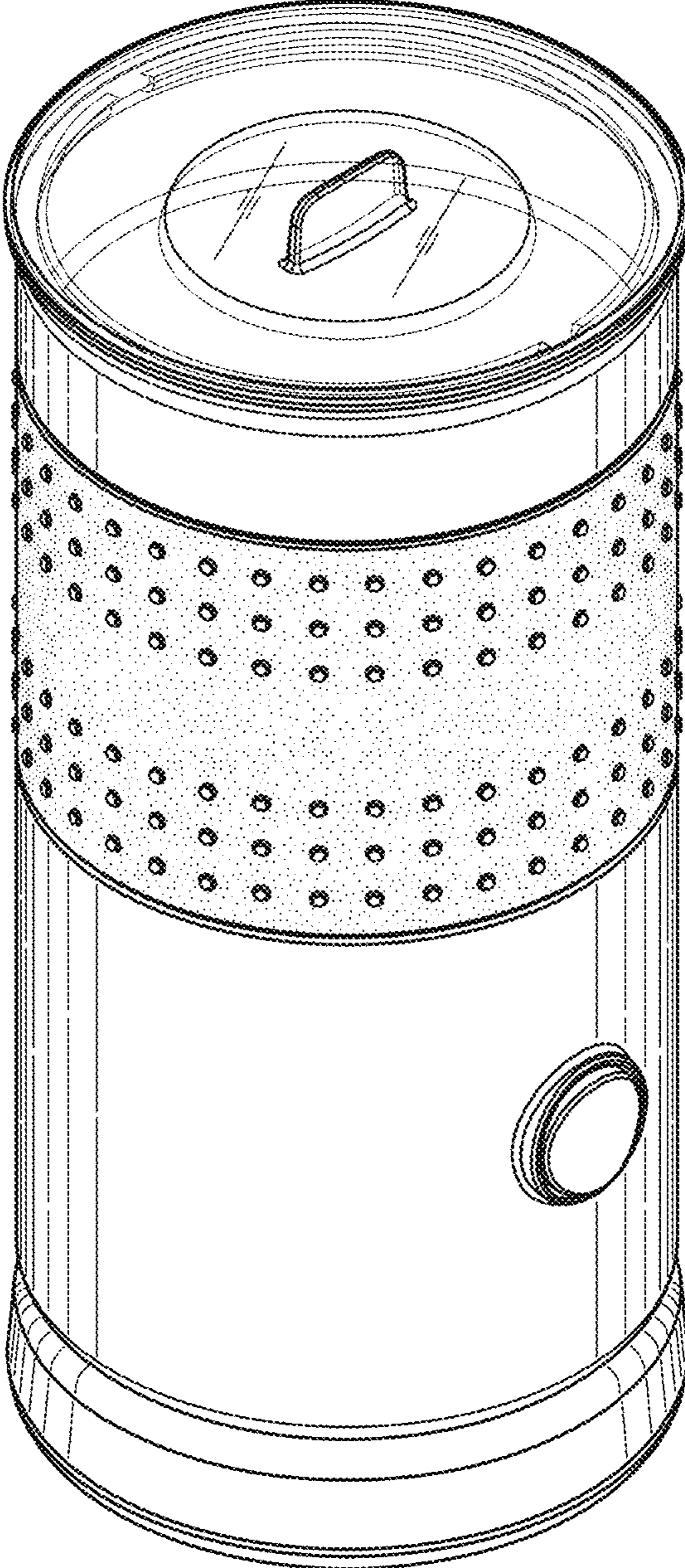


FIG. 1

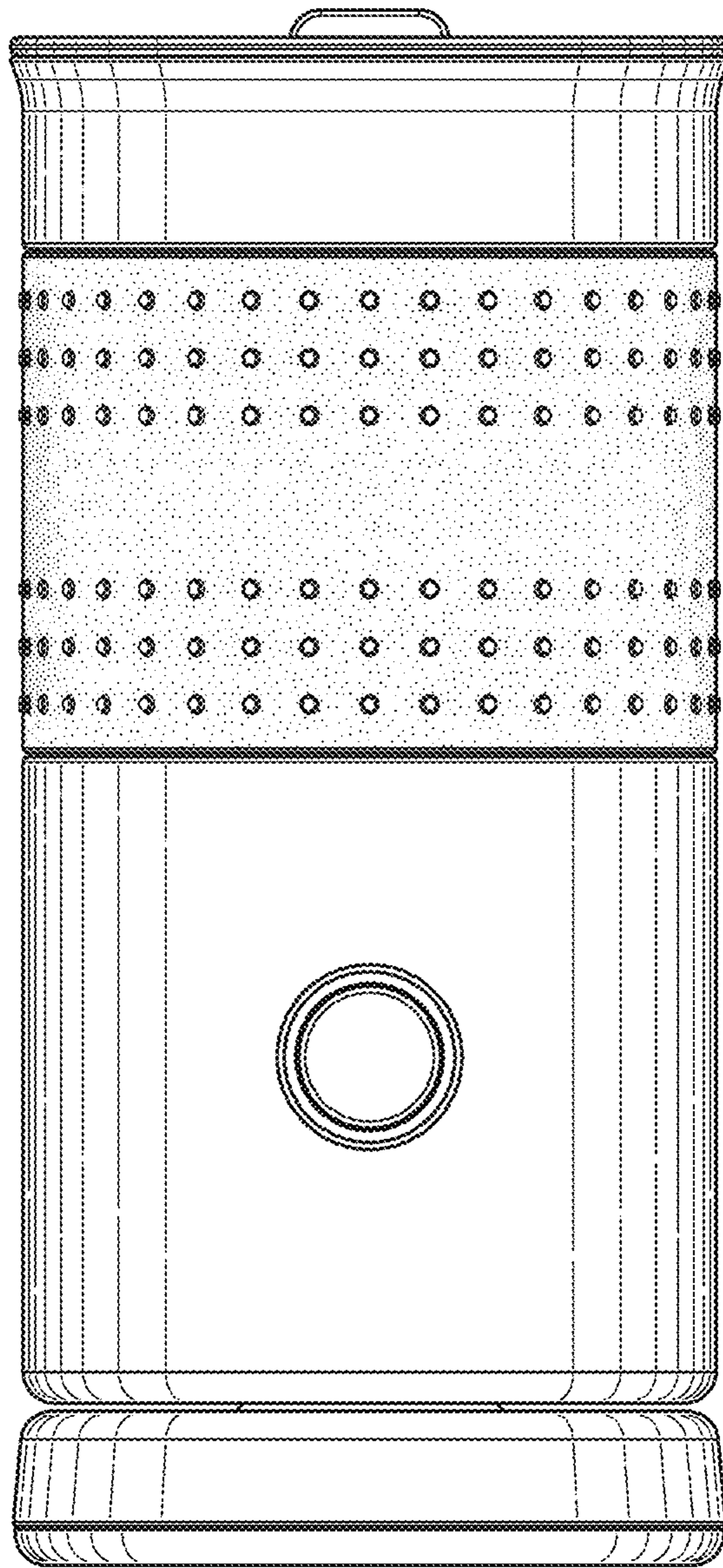


FIG. 2



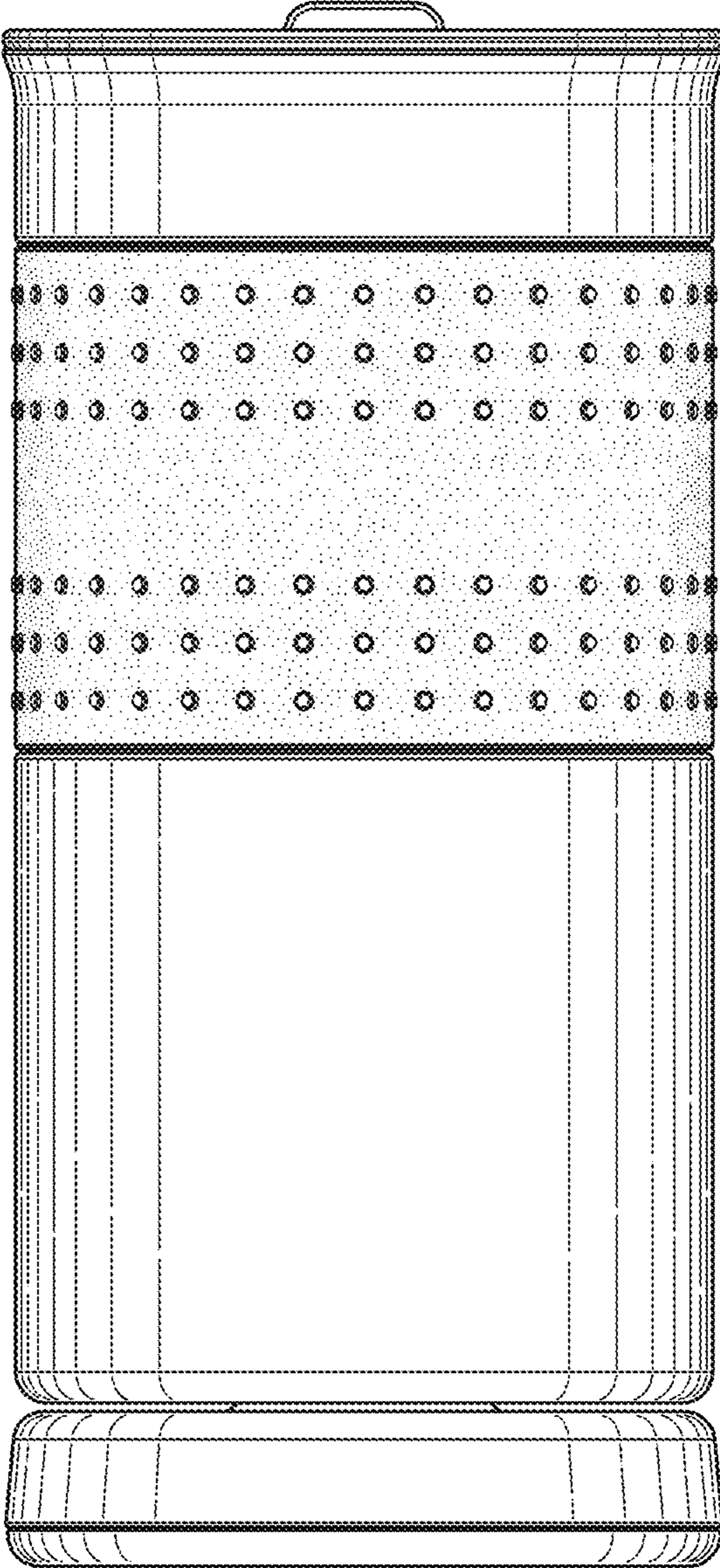


FIG. 3

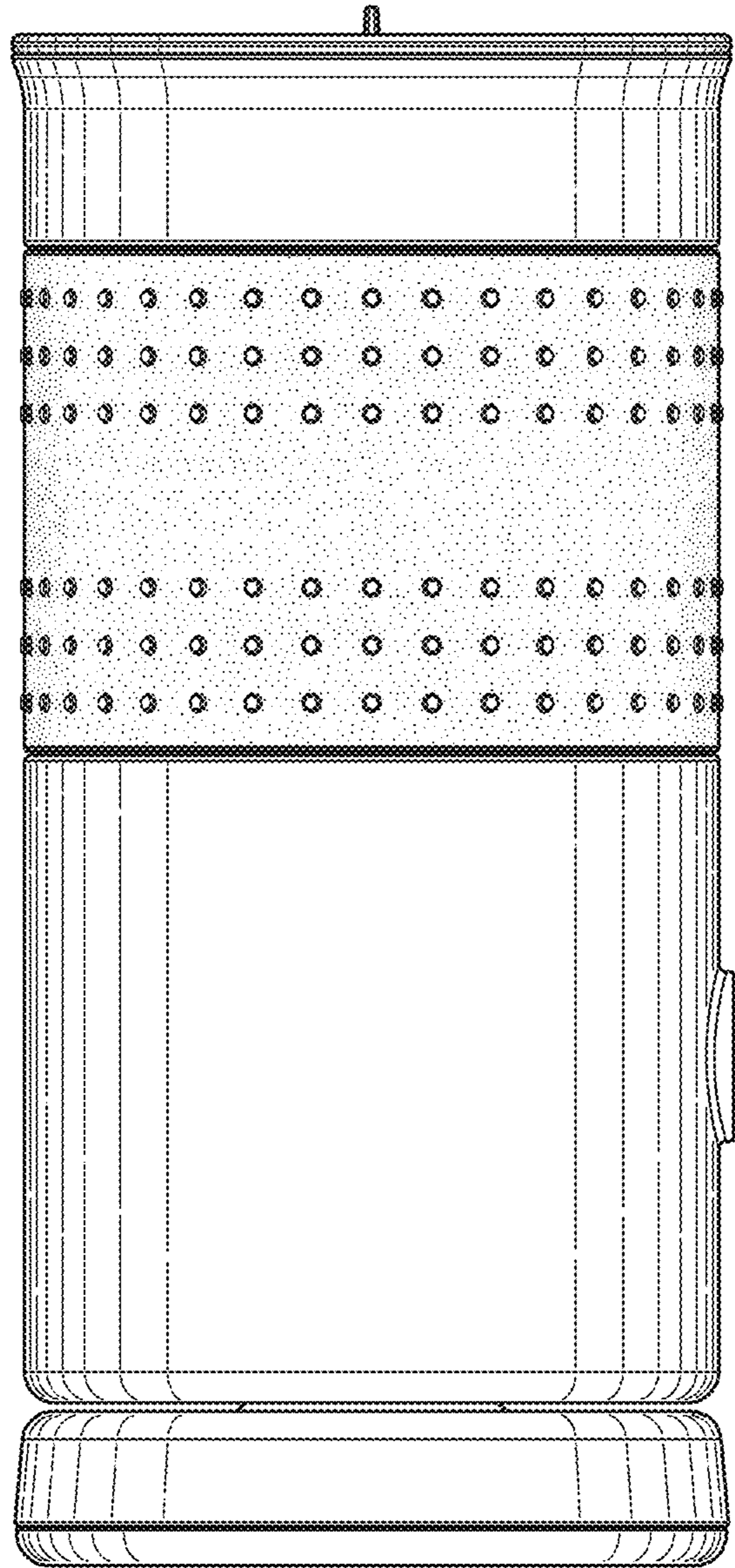


FIG. 4

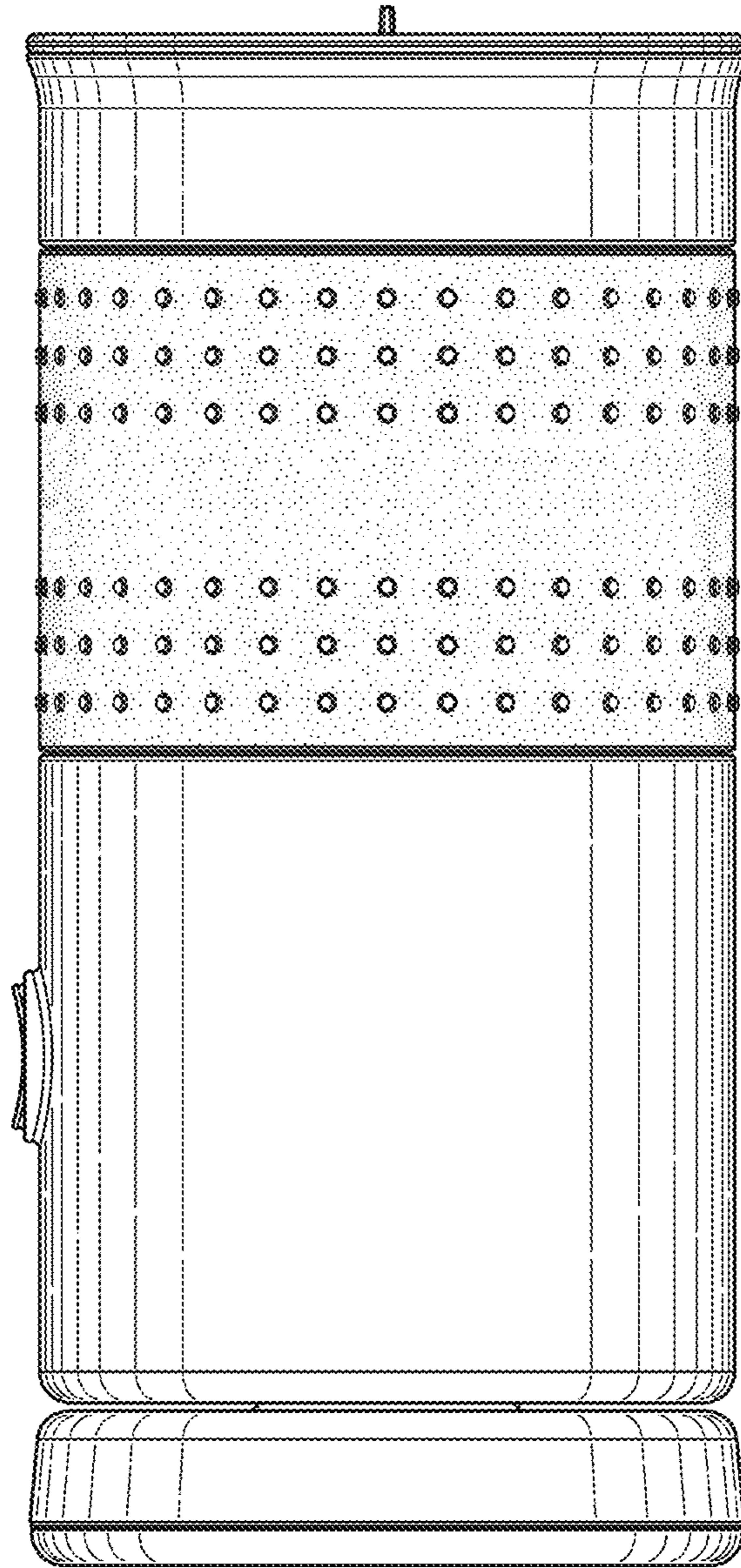


FIG. 5




FIG. 6

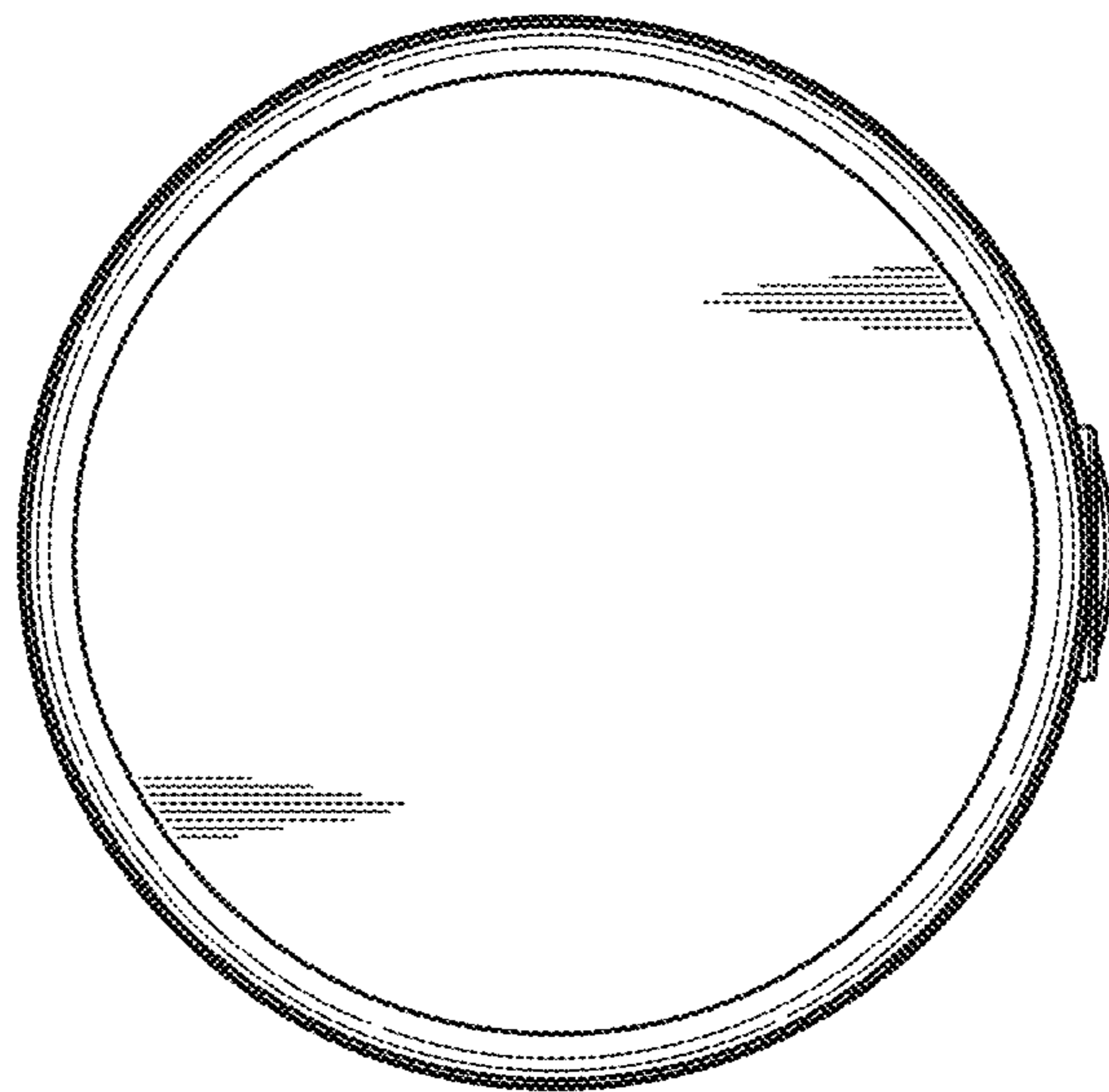


FIG. 7