



US00D867806S

(12) **United States Design Patent**
Bodum

(10) **Patent No.:** **US D867,806 S**

(45) **Date of Patent:** **** Nov. 26, 2019**

(54) **MILK FROTHER**

(71) Applicant: **PI-Design AG**, Triengen (CH)

(72) Inventor: **Jorgen Bodum**, Meggen (CH)

(73) Assignee: **PI-Design AG**, Triengen (CH)

(**) Term: **15 Years**

(21) Appl. No.: **29/664,225**

(22) Filed: **Sep. 24, 2018**

(30) **Foreign Application Priority Data**

Apr. 3, 2018 (WO) DM/100575

(51) **LOC (12) Cl.** **31-00**

(52) **U.S. Cl.**
USPC **D7/377; D7/376; D7/378; D7/412**

(58) **Field of Classification Search**

USPC D7/354, 372-373, 376-386, 412-413,
D7/532, 590, 602, 629, 665-666, 669,
D7/679, 693-694; D9/504, 538

CPC A21C 1/02; A21C 1/04; A23N 1/00; A23N
1/02; A47J 42/40; A47J 43/04; A47J
43/25; A47J 43/27; A47J 43/042; A47J
43/044; A47J 43/046; A47J 43/075; A47J
43/0722; A47J 43/0727; B01F 3/00; B01F
3/0807; B01F 3/0853; B01F 13/0059;
B01F 13/0064; B02C 1/08; B02C 2/04;
B02C 4/42; B02C 4/142; B02C 4/143;
B02C 4/423; B02C 13/1835; B28C 5/10;
B28C 5/12; B28C 5/14; B28C 5/16

See application file for complete search history.

(56) **References Cited**

U.S. PATENT DOCUMENTS

D190,060 S * 4/1961 Gardner D9/538
D455,324 S * 4/2002 Wright D7/679

D522,318 S * 6/2006 McGuyer D7/590
D548,012 S * 8/2007 Tien D7/523
D581,750 S * 12/2008 de Groote D7/597
D603,215 S * 11/2009 Hollinger D7/378
D617,603 S * 6/2010 Garman D7/373
7,806,354 B2 * 10/2010 de Groote A47J 42/40
241/169.1
D646,521 S * 10/2011 Collinson D7/376
D685,638 S * 7/2013 DeMarco D4/116
D694,057 S * 11/2013 Shoshan D7/354

OTHER PUBLICATIONS

Pi-Design AG, U.S. Appl. No. 29/664,229, filed Sep. 24, 2018.

* cited by examiner

Primary Examiner — Ricky Pham

(74) *Attorney, Agent, or Firm* — McDonnell Boehnen
Hulbert & Berghoff LLP

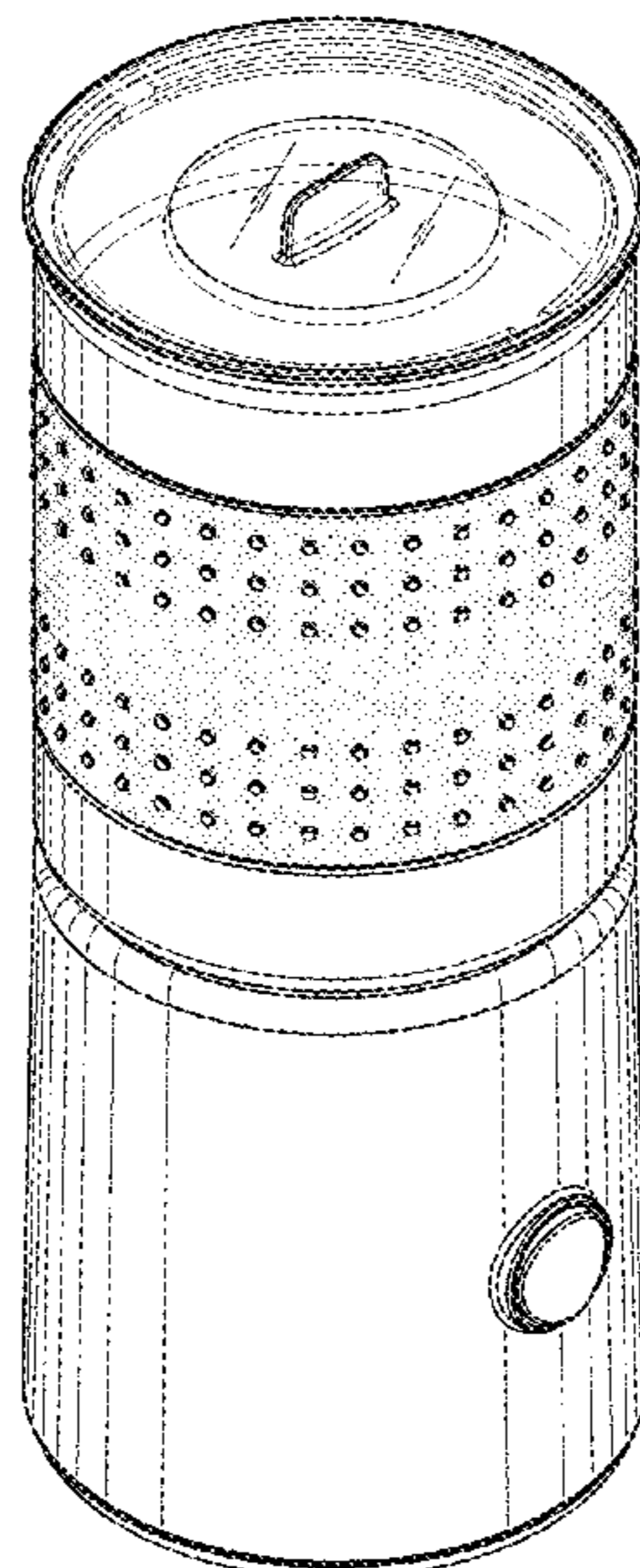
(57) **CLAIM**

The ornamental design for a milk frother, as shown and described.

DESCRIPTION

FIG. 1 is a perspective view of a milk frother showing my new design;
FIG. 2 is a front view thereof;
FIG. 3 is a rear view thereof;
FIG. 4 is a left side view thereof;
FIG. 5 is a right side view thereof;
FIG. 6 is a top view thereof; and,
FIG. 7 is a bottom view thereof.

1 Claim, 7 Drawing Sheets



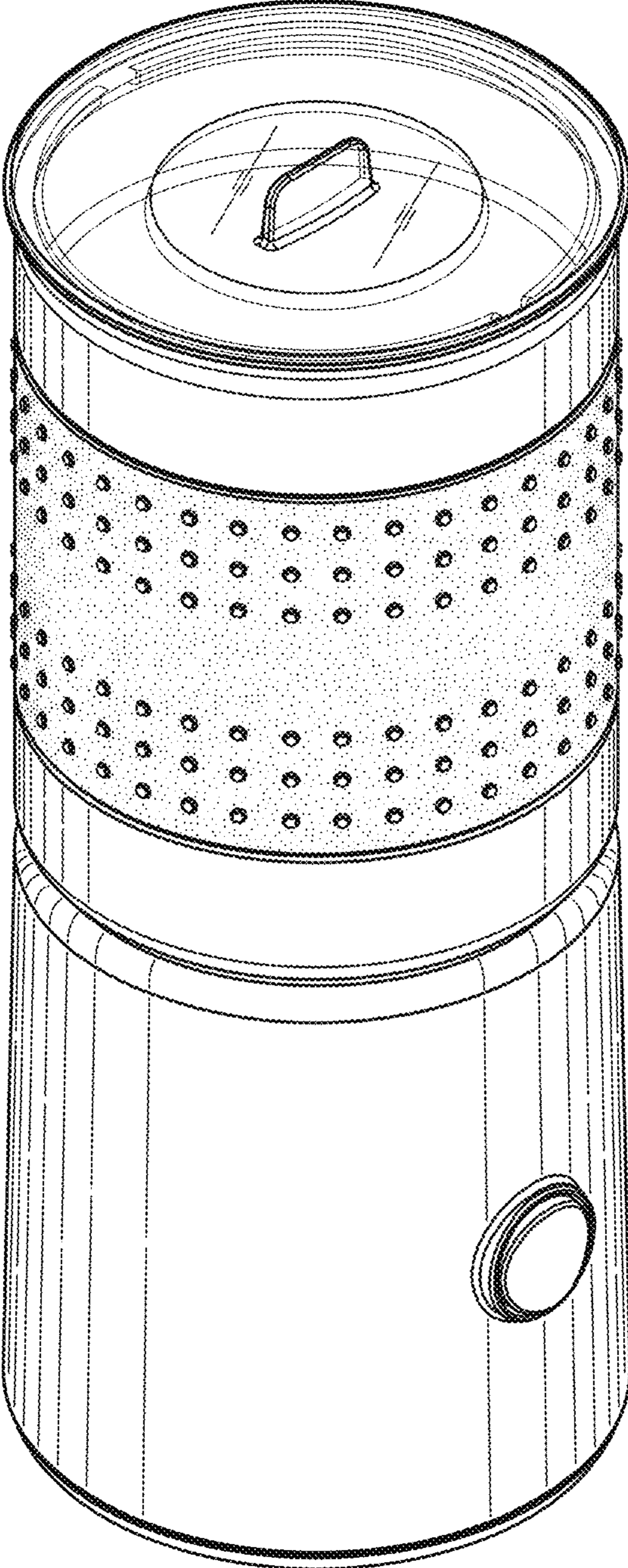


FIG. 1

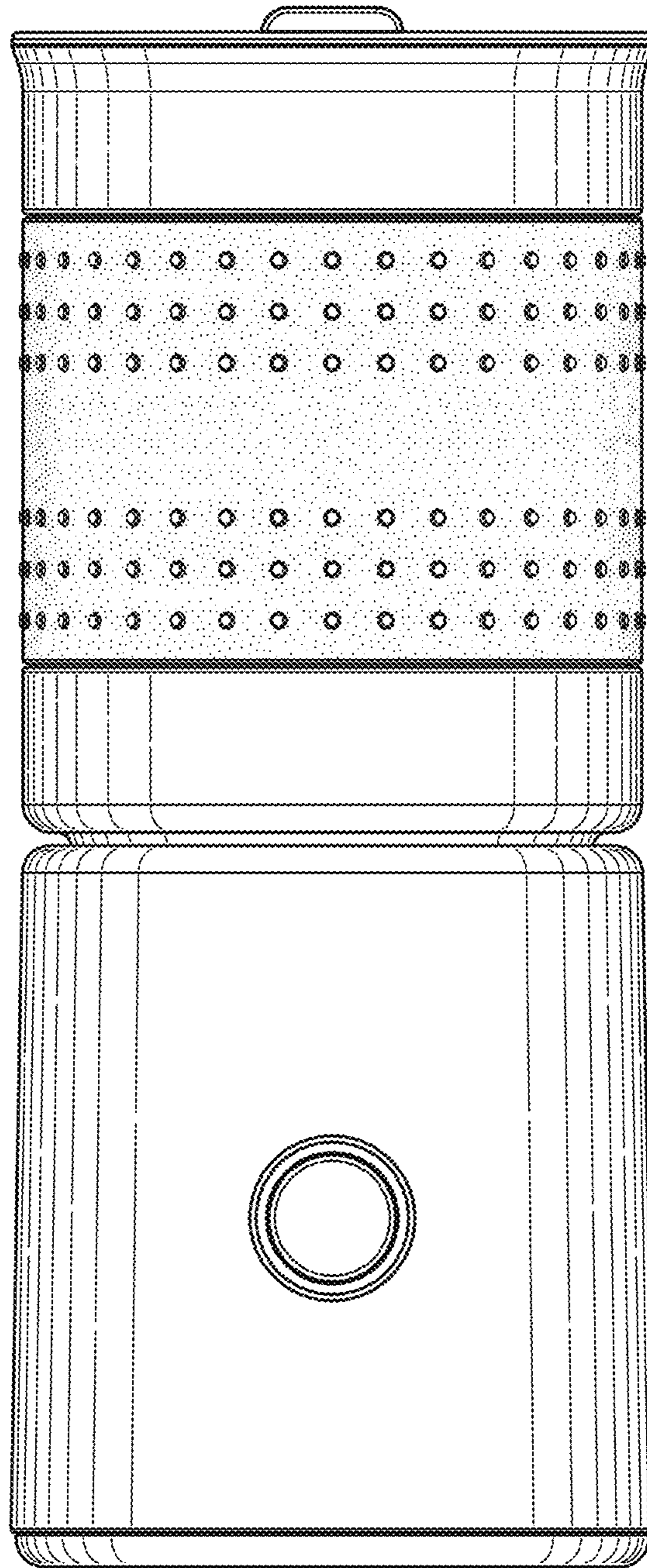


FIG. 2

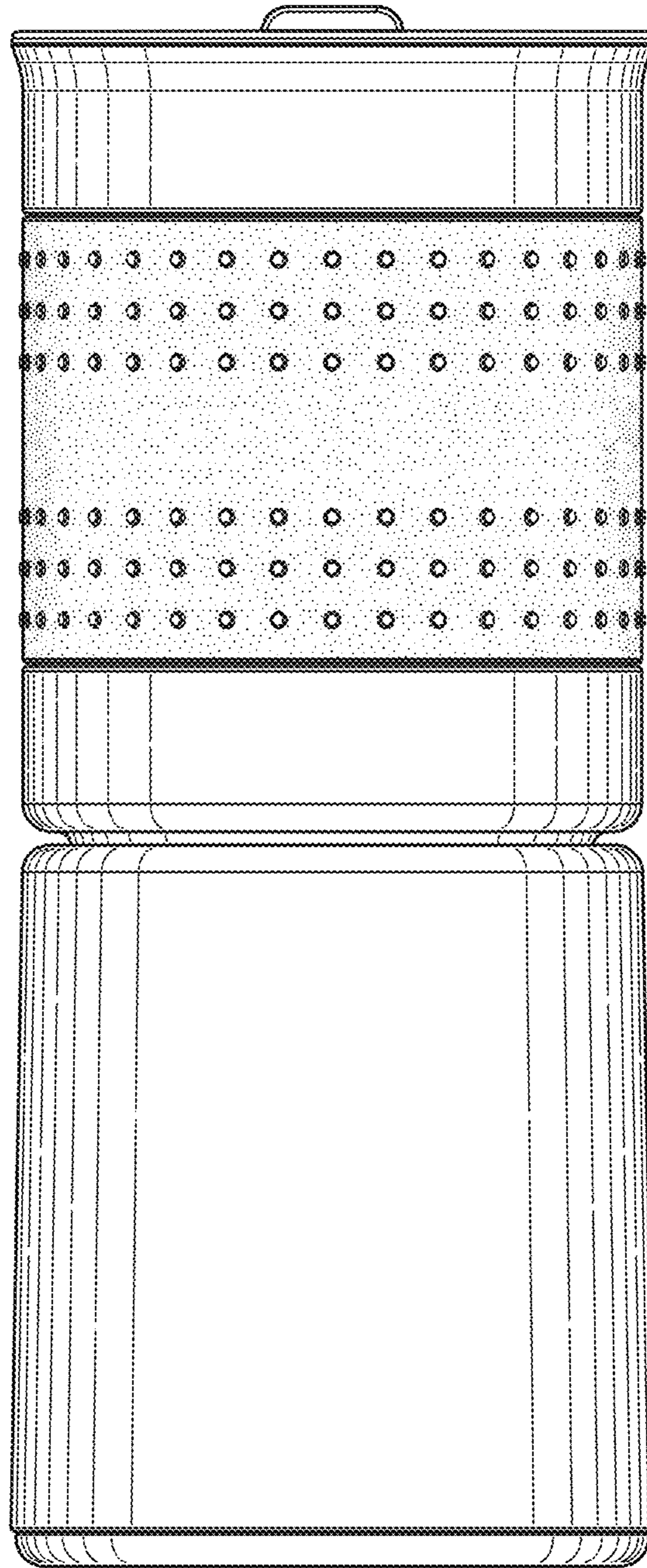


FIG. 3

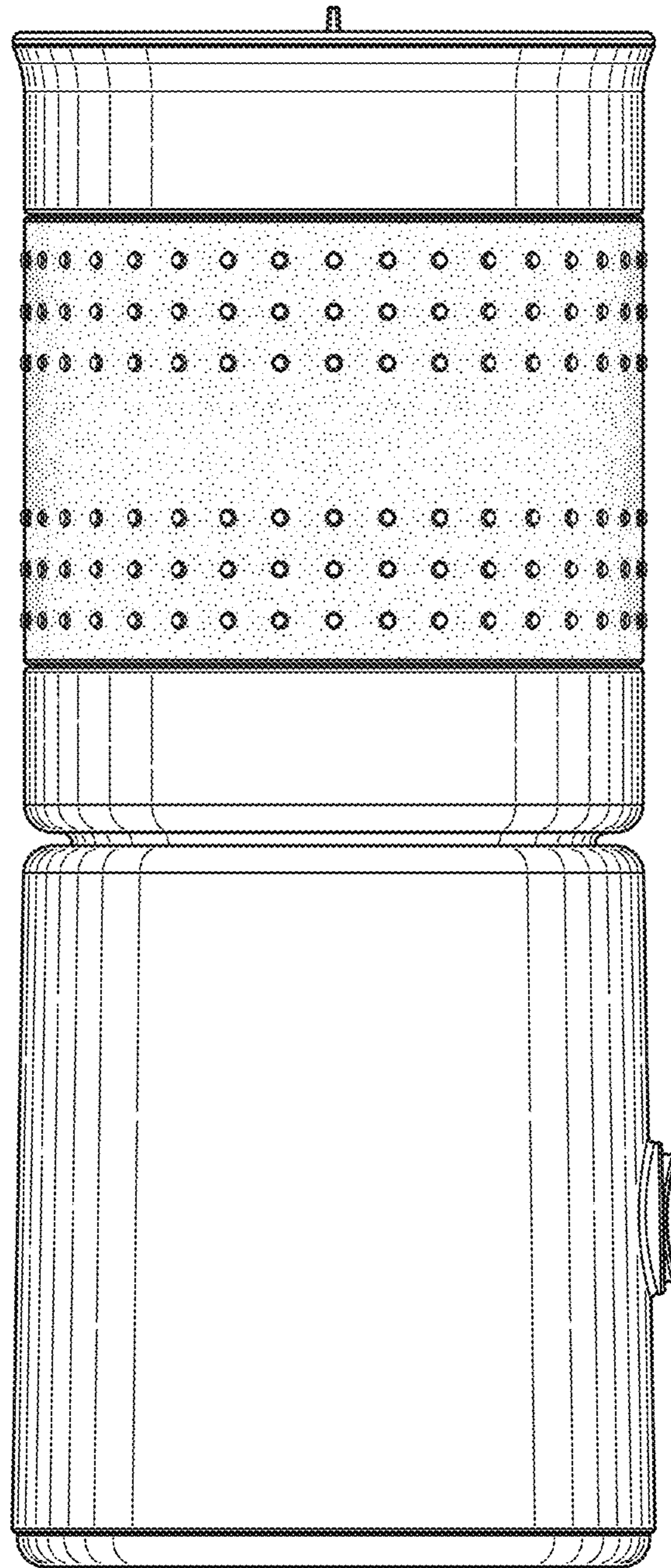


FIG. 4

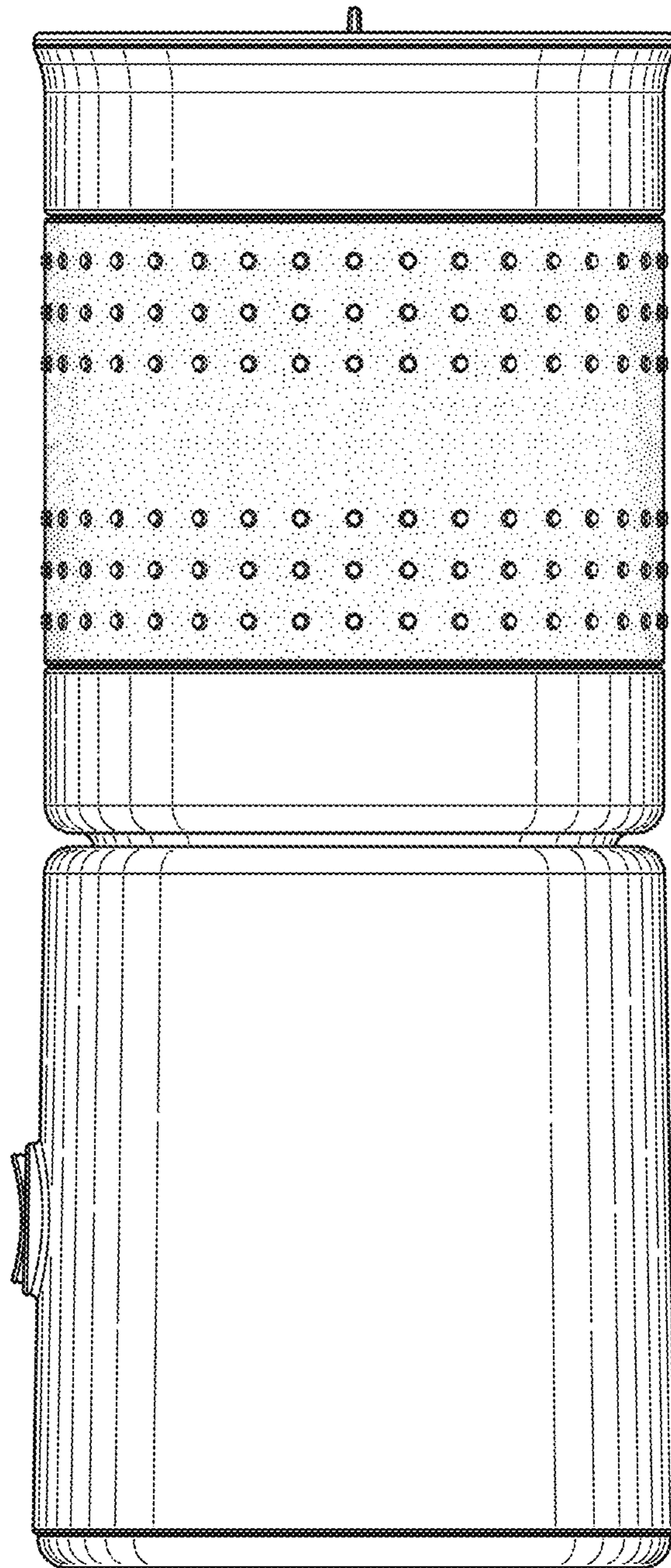


FIG. 5

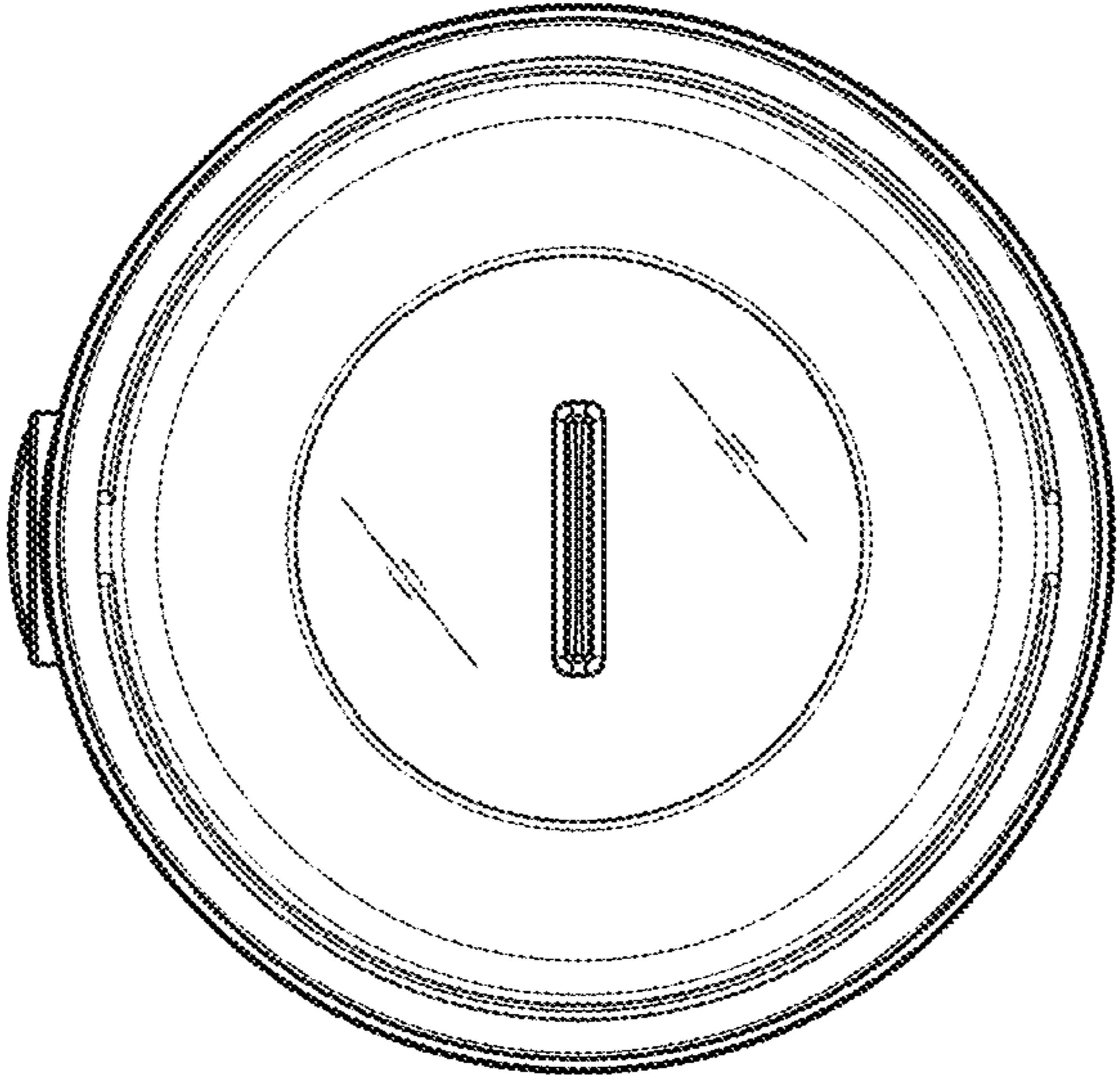


FIG. 6

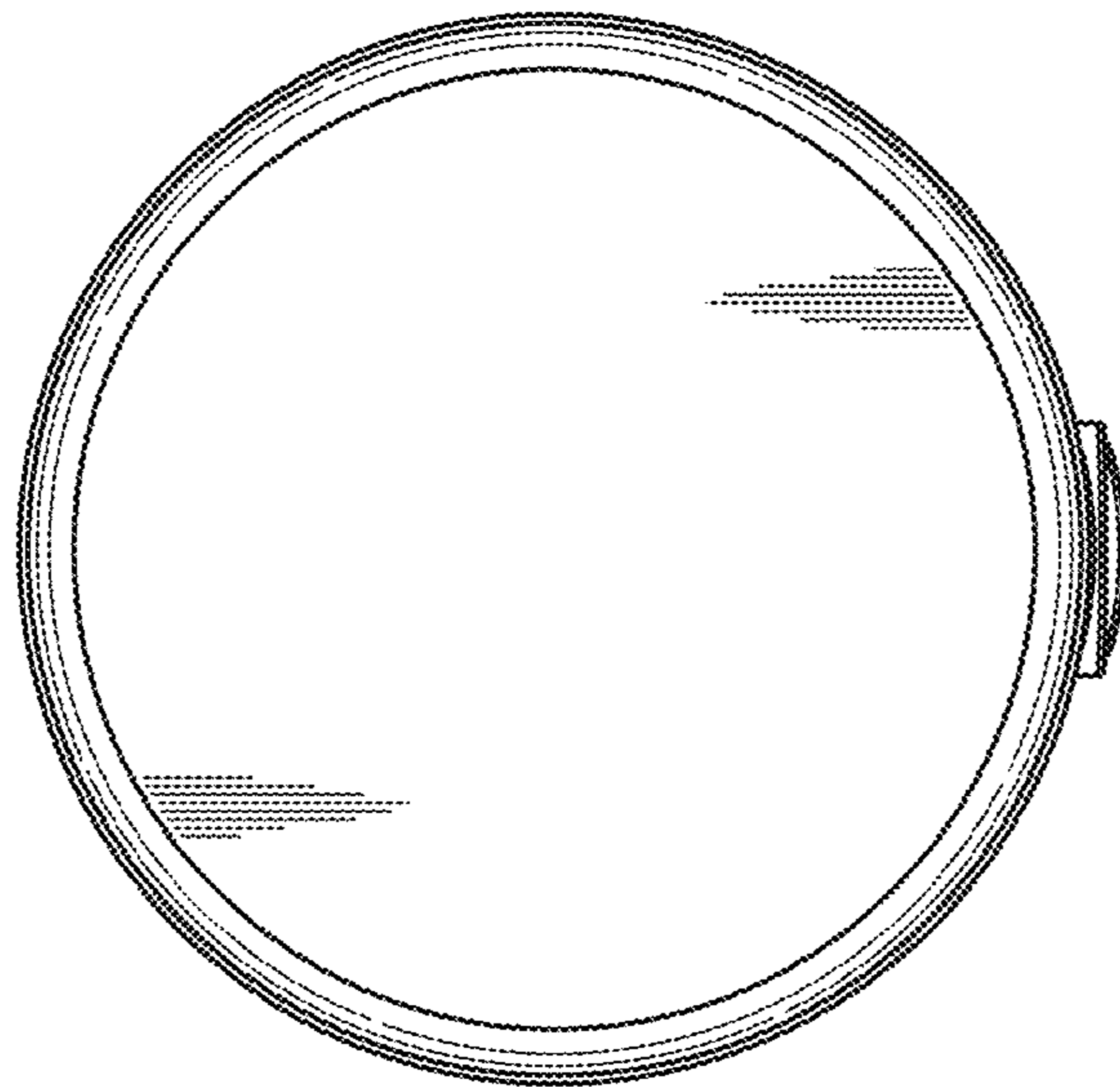


FIG. 7