



US00D867805S

(12) **United States Design Patent**  
**Szabo**

(10) **Patent No.:** **US D867,805 S**

(45) **Date of Patent:** **\*\* Nov. 26, 2019**

(54) **MILK FROTHER**

(71) Applicant: **KONINKLIJKE PHILIPS N.V.**,  
Eindhoven (NL)

(72) Inventor: **Ede Szabo**, Eindhoven (NL)

(73) Assignee: **KONINKLIJKE PHILIPS N.V.**,  
Eindhoven (NL)

(\*\*) Term: **15 Years**

(21) Appl. No.: **29/636,771**

(22) Filed: **Feb. 12, 2018**

(30) **Foreign Application Priority Data**

Aug. 28, 2017 (EM) ..... 004168201-0001

(51) **LOC (12) Cl.** ..... **31-00**

(52) **U.S. Cl.**  
USPC ..... **D7/376**

(58) **Field of Classification Search**

USPC ..... D7/306, 309, 372, 374, 376, 377, 378,  
D7/379, 380, 381, 383, 384, 385, 386,  
D7/412, 413, 598, 694

CPC .. A47J 43/04; A47J 43/25; A47J 43/27; A47J  
43/042; A47J 43/044; A47J 43/046; A47J  
43/075; A47J 43/0722; A47J 43/0727;  
A47J 42/40; A21C 1/02; A21C 1/04;  
A23G 9/045; A23N 1/00; A23N 1/02;  
B01F 3/00; B01F 3/0807; B01F 3/0853;  
B01F 13/0059; B01F 13/0064; B02C  
1/08; B02C 2/04; B02C 4/42; B02C  
4/142; B02C 4/143; B02C 4/423; B02C  
13/1835; B28C 5/10; B28C 5/12; B28C  
5/14; B28C 5/16

See application file for complete search history.

(56) **References Cited**

**U.S. PATENT DOCUMENTS**

D413,761 S \* 9/1999 Conran ..... D7/376  
D531,444 S \* 11/2006 Ohashi ..... D7/306

D601,391 S \* 10/2009 Chiang ..... D7/665  
D646,108 S \* 10/2011 Zoppellari ..... D7/306  
D648,972 S \* 11/2011 Buttler ..... D7/306  
D654,754 S \* 2/2012 Zoppellari ..... D7/306  
D710,140 S \* 8/2014 De'Longhi ..... D7/306  
D718,573 S \* 12/2014 De Pra ..... D7/300  
D736,025 S \* 8/2015 Kestenbaum ..... D7/309  
D775,491 S \* 1/2017 Brinkley ..... D7/372  
D816,393 S \* 5/2018 Sandberg ..... D7/368  
2017/0303735 A1 \* 10/2017 Balkau ..... A47J 31/4485

**OTHER PUBLICATIONS**

Saeco HD8838/47 Stainless Steel Syntia Cappuccino Machine,  
posted Mar. 3, 2012 [online], retrieved Jan. 16, 2019, retrieved from  
internet, <<https://www.amazon.com/Saeco-HD8838-47-Stainless-Cappuccino/dp/B00771YTL6>>.\*

(Continued)

*Primary Examiner* — Barbara Fox

*Assistant Examiner* — Messina L Smith

(57) **CLAIM**

The ornamental design for a milk frother, as shown and  
described.

**DESCRIPTION**

FIG. 1 is a perspective view of a milk frother showing my  
design;

FIG. 2 is a front elevational view thereof;

FIG. 3 is a rear elevational view thereof;

FIG. 4 is a right side elevational view thereof;


FIG. 5 is a left side elevational view thereof;

FIG. 6 is a top plan view thereof; and,

FIG. 7 is a bottom plan view thereof.

The portions of the milk frother shown in broken lines form  
no part of the claimed design.

**1 Claim, 4 Drawing Sheets**



(56)

**References Cited**

OTHER PUBLICATIONS

Best Espresso Machines with Integrated Automatic Milk Frothers, no posting date given [online], retrieved Jan. 16, 2019, retrieved from internet, <<https://www.super-espresso.com/best-espresso-machines-with-integrated-automatic-milk-frothers/>>.\*

Nespresso Lattissima Touch Original Espresso Machine with Milk Frother, posted Feb. 16, 2018 [online], retrieved Jan. 16, 2019, retrieved from internet, <<https://www.amazon.com/Nespresso-Lattissima-Original-Espresso-DeLonghi/dp/B079WD2QZN>>.\*

\* cited by examiner




FIG. 1

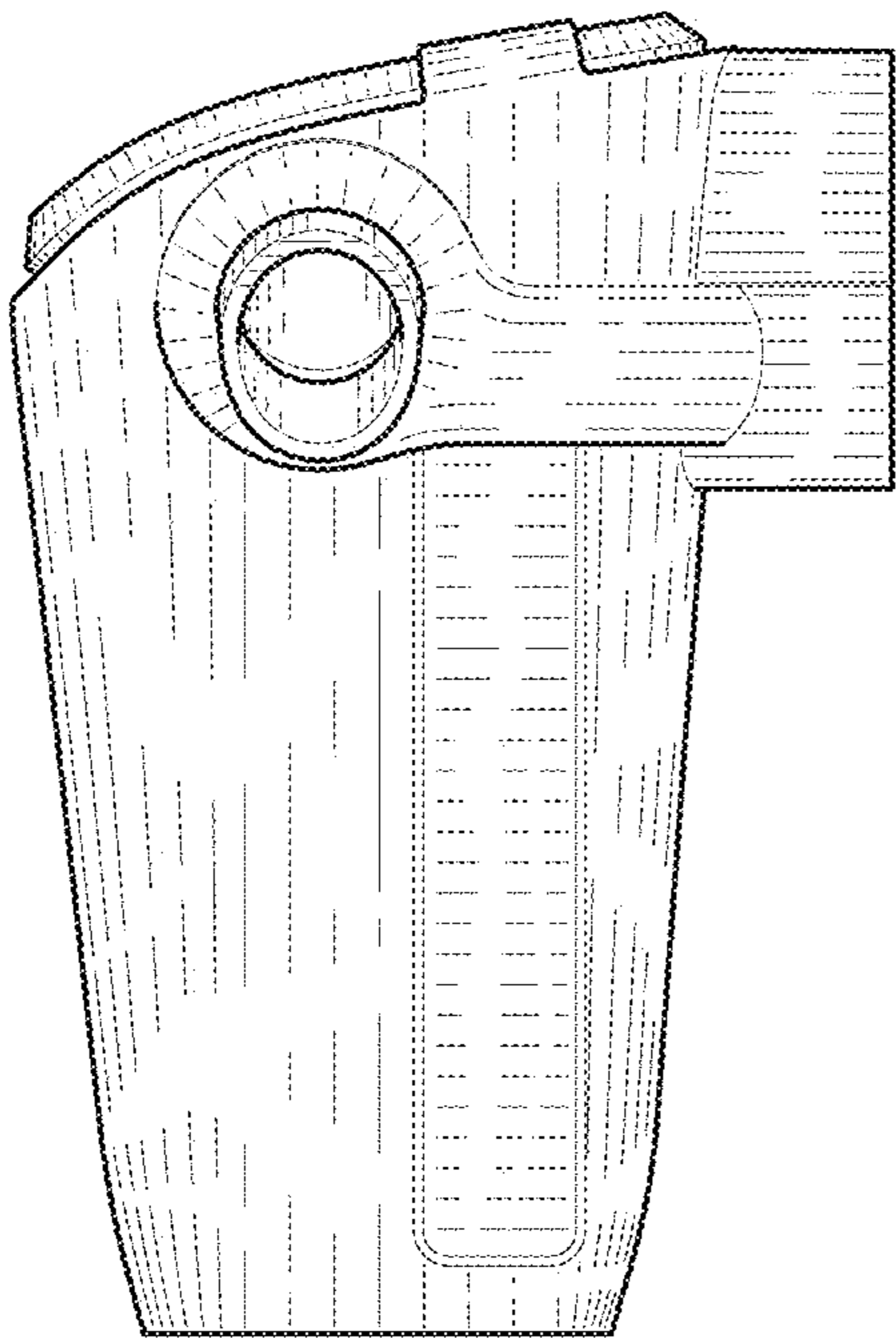


FIG. 2

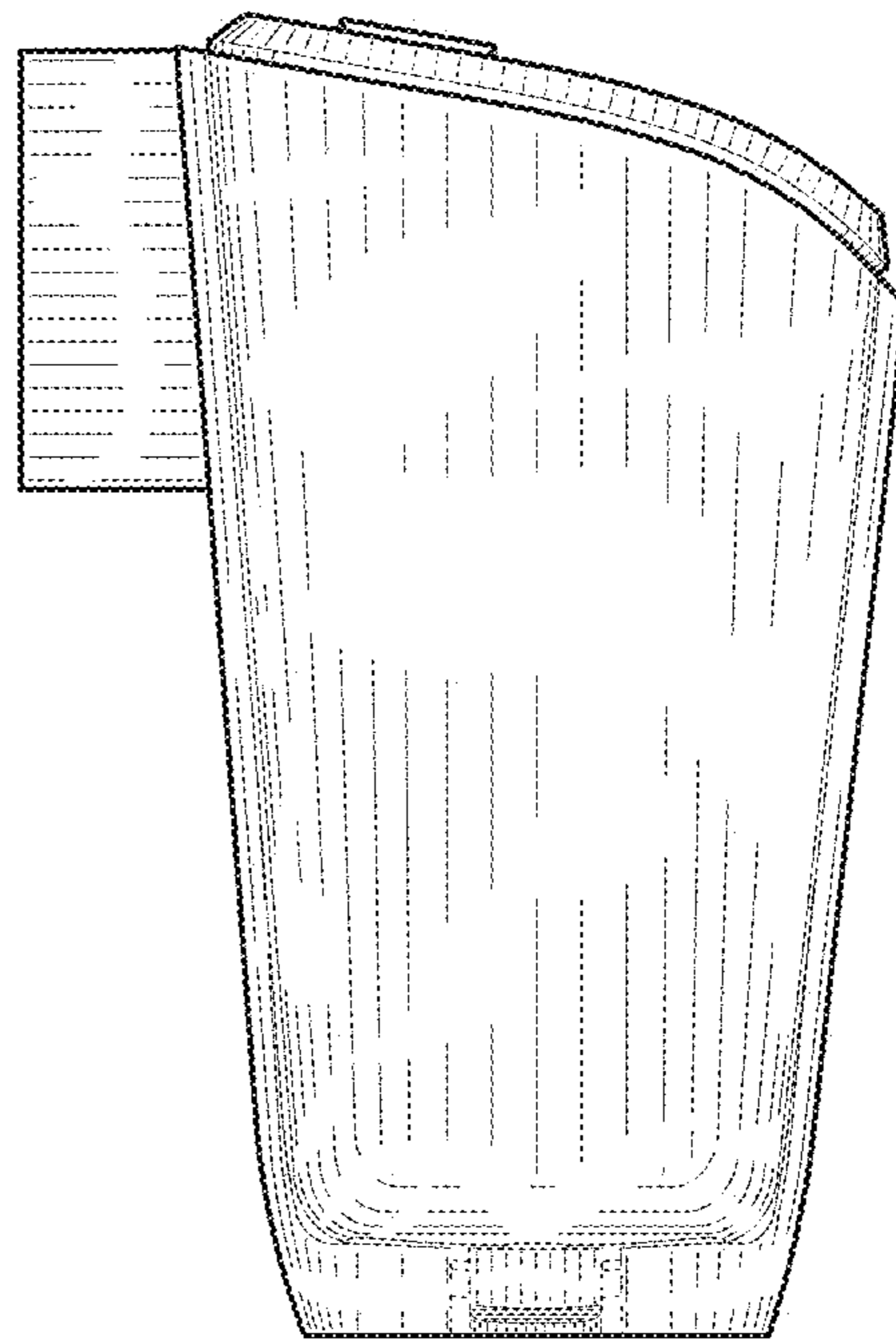


FIG. 3

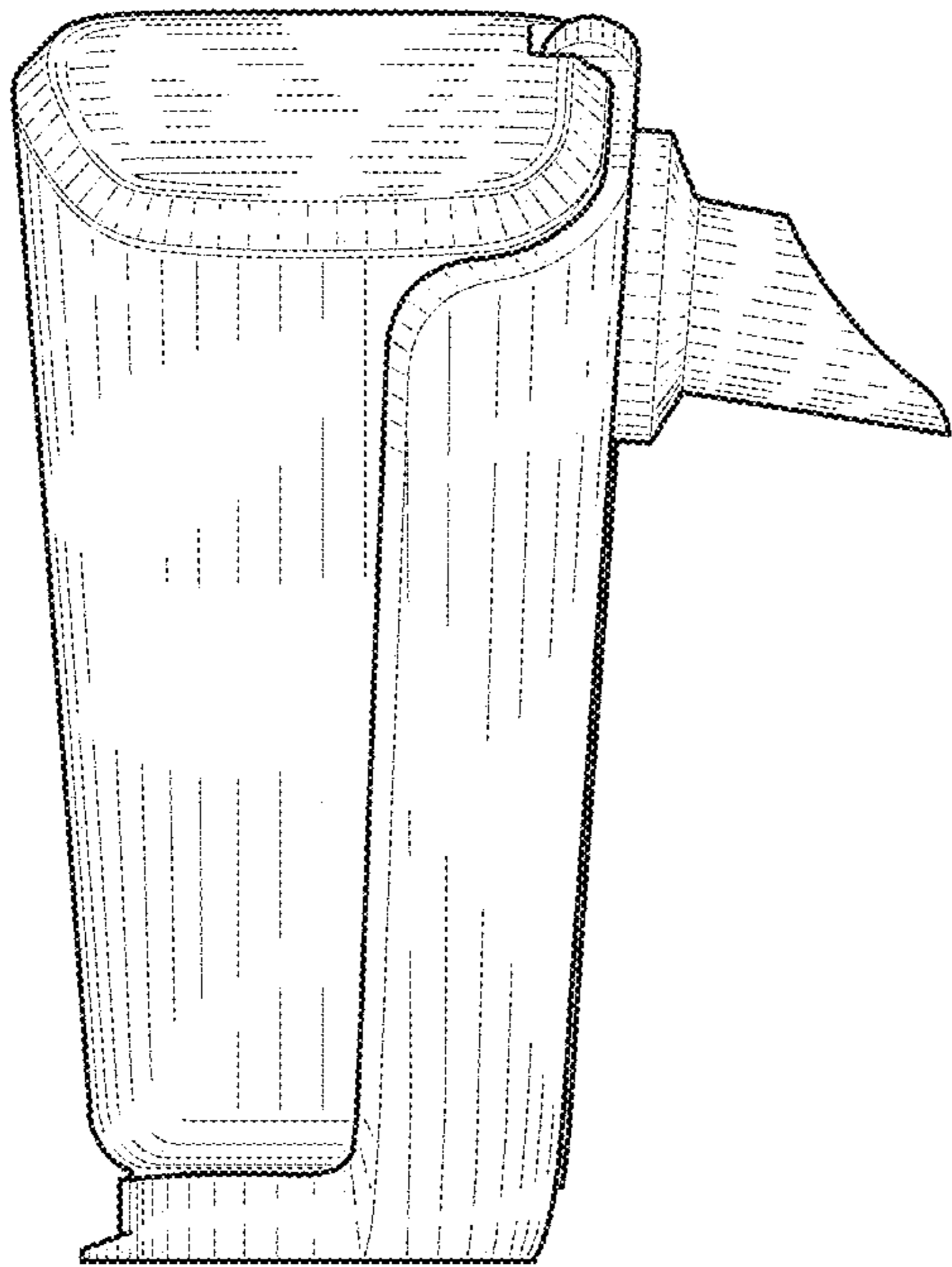


FIG. 4

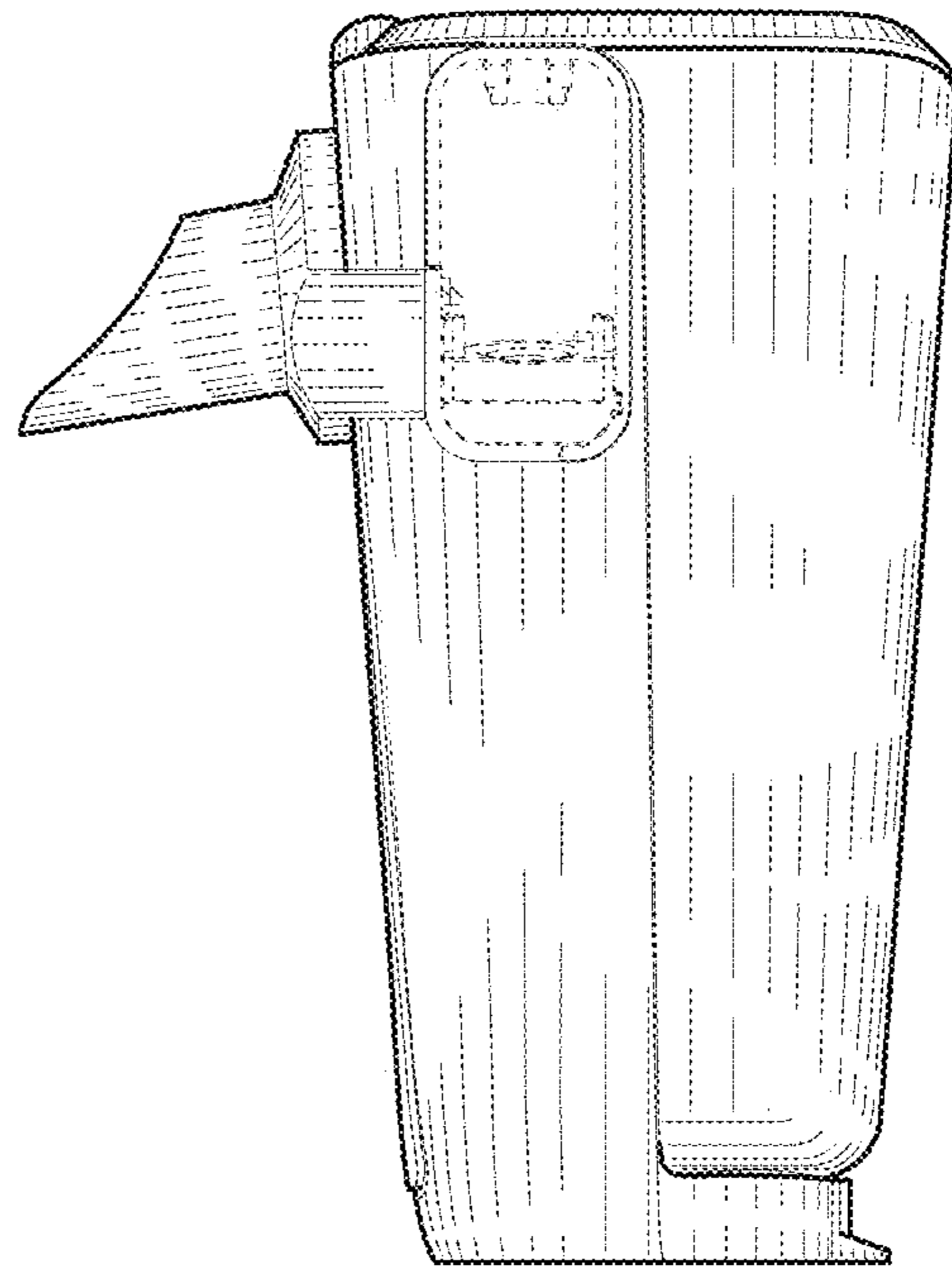


FIG. 5



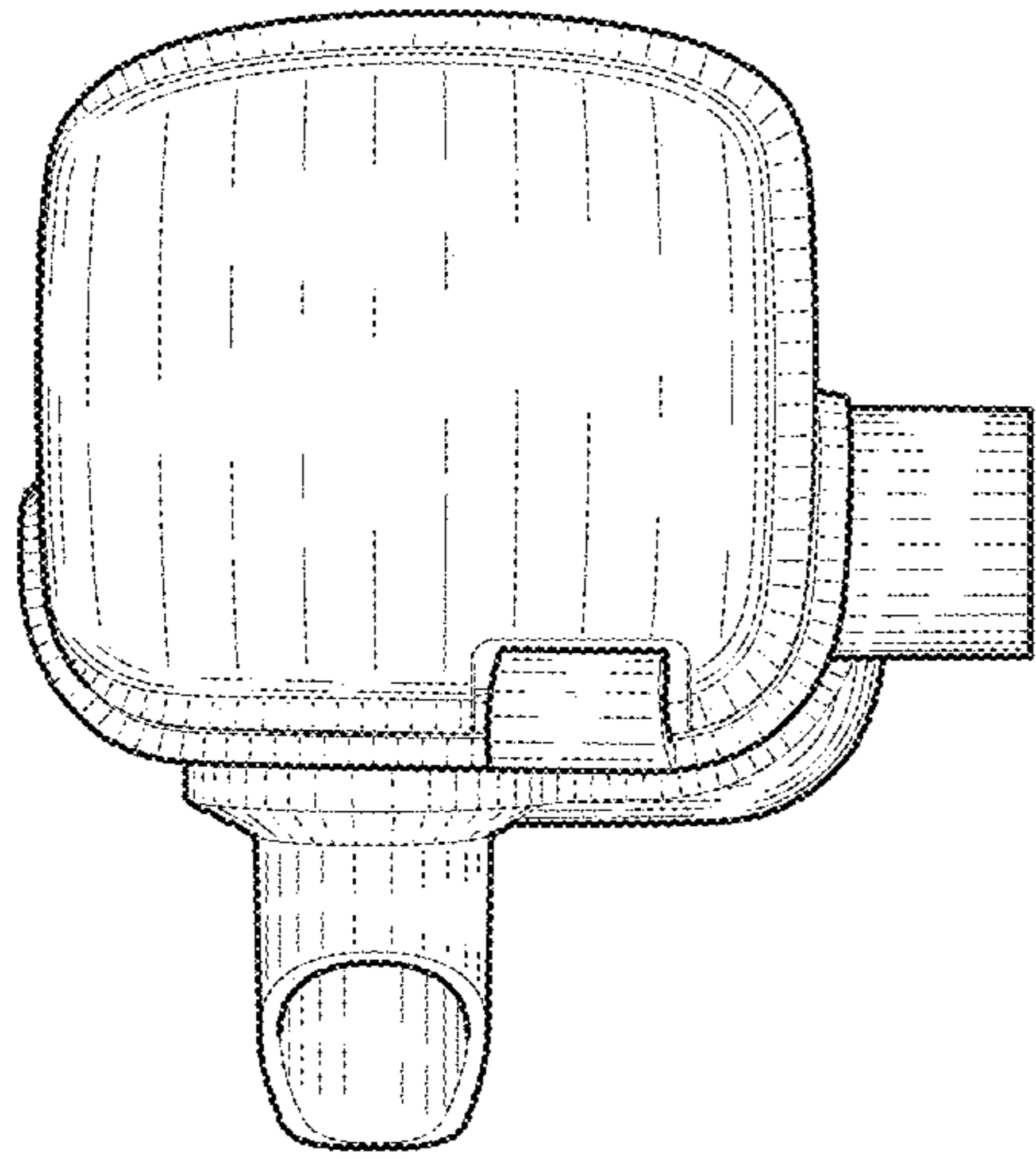


FIG. 6

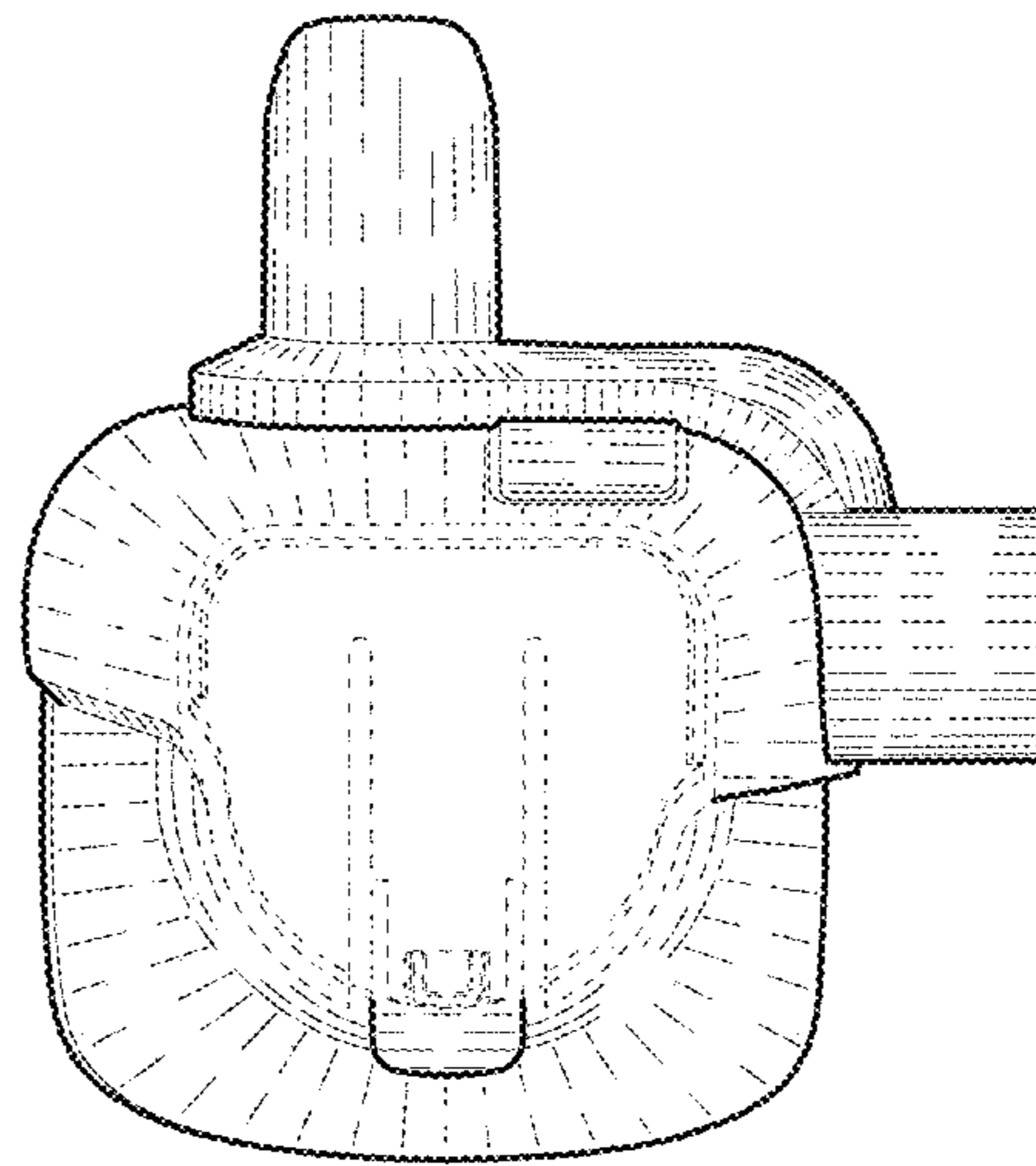


FIG. 7