



US00D867787S

(12) **United States Design Patent**
Stricklen

(10) **Patent No.:** **US D867,787 S**

(45) **Date of Patent:** **** Nov. 26, 2019**

- (54) **PARTIALLY FITTED TOP SHEET**
- (71) Applicant: **Don Stricklen**, Kansas City, MO (US)
- (72) Inventor: **Don Stricklen**, Kansas City, MO (US)
- (**) Term: **15 Years**
- (21) Appl. No.: **29/586,143**
- (22) Filed: **Dec. 1, 2016**
- (51) **LOC (12) Cl.** **06-13**
- (52) **U.S. Cl.**
USPC **D6/602**
- (58) **Field of Classification Search**
USPC D6/333, 349, 355, 375, 388, 512, 563,
D6/564, 595, 596, 601, 604, 611, 707,
D6/715, 716, 716.1; D24/183-185, 234;
D21/803, 804, 805, 809; 5/401, 420,
5/600, 630, 631, 632, 633, 635, 636, 638,
5/639, 646, 652, 652.1, 655, 703, 730;
297/401, 420, 600, 630, 631, 632, 633,
297/635, 636, 638, 639, 646, 652, 652.1,
297/655, 703, 730
CPC .. A47G 9/1018; A47G 9/1009; A47G 9/1027;
A47G 9/1045; A47G 9/1063; A47G
9/1072; A47G 9/1081
See application file for complete search history.

- D341,513 S * 11/1993 Reeves 5/419
- D341,979 S * 12/1993 Peters D6/596
- D349,625 S * 8/1994 daPalma D6/596
- 5,442,822 A * 8/1995 Diaz A47G 9/0246
5/497
- D362,579 S * 9/1995 Short D6/336
- D365,485 S * 12/1995 Rossman D6/596
- D392,146 S * 3/1998 Gregg D6/608
- D400,750 S * 11/1998 Lara D6/608
- 6,041,456 A 3/2000 Pharr
- D436,281 S * 1/2001 Thompson D6/333
- D436,488 S * 1/2001 Johnson D6/595
- D439,463 S * 3/2001 Bare D6/595
- D440,805 S * 4/2001 Rogone D6/333
- 6,532,608 B2 3/2003 Schreiner
- D477,958 S * 8/2003 Barker D6/596
- 6,892,404 B2 * 5/2005 Harbin A47G 9/0246
5/485
- 7,260,858 B2 8/2007 Cushing
- D551,891 S * 10/2007 Kaiser D6/595
- D613,543 S * 4/2010 Tinker, Sr. D6/601
- D620,739 S * 8/2010 Mangano D6/601
- D639,597 S * 6/2011 Weaver D6/596
- D658,422 S * 5/2012 Mandell D6/608
- D666,862 S * 9/2012 Edery D6/602

(Continued)

Primary Examiner — Michelle E. Wilson

Assistant Examiner — Sanjeev Paul

(57) **CLAIM**

The ornamental design for a partially fitted top sheet, as shown and described.


DESCRIPTION

FIG. 1 is a front view of a partially fitted top sheet showing my new design, a rear view being a mirror image thereof; FIG. 2 is a left side view of the partially fitted top sheet; FIG. 3 is a right side view of the partially fitted top sheet; FIG. 4 is a top view of the partially fitted top sheet; and, FIG. 5 is a bottom view of the partially fitted top sheet.

1 Claim, 4 Drawing Sheets

(56) **References Cited**
U.S. PATENT DOCUMENTS

- 3,654,646 A * 4/1972 McMahon, Jr. A47C 21/024
5/482
- D255,524 S * 6/1980 Yarabinec D6/596
- D261,464 S * 10/1981 Smith 5/419
- 5,027,460 A 7/1991 Honig
- 5,165,128 A * 11/1992 Honig A47G 9/0246
5/482
- 5,189,744 A 3/1993 Roberts



(56)

References Cited

U.S. PATENT DOCUMENTS

D698,585	S	*	2/2014	McClutchen	D6/596
D698,587	S	*	2/2014	Caines	D6/602
8,689,373	B2		4/2014	Caines		
D707,470	S	*	6/2014	George	D6/608
D708,868	S	*	7/2014	Willoughby	D6/602
D708,870	S	*	7/2014	George	D6/608
8,950,024	B1	*	2/2015	Hudson	A47G 9/02 5/485
D724,862	S	*	3/2015	Ferguson	D6/602
D724,867	S	*	3/2015	Young	D6/608
D750,919	S	*	3/2016	Patenaude	D6/604
D752,360	S	*	3/2016	Hadley	D6/601
D752,361	S	*	3/2016	Cumby	D6/601
D753,417	S	*	4/2016	Roberts	D6/606
D753,936	S	*	4/2016	Roberts	D6/606
D757,462	S	*	5/2016	Mathews	D6/608
D778,638	S	*	2/2017	Williams	D6/602
D781,075	S	*	3/2017	Cohen	D6/601
D792,124	S	*	7/2017	Blatt	D6/596

* cited by examiner




FIG. 1




FIG. 2




FIG. 3

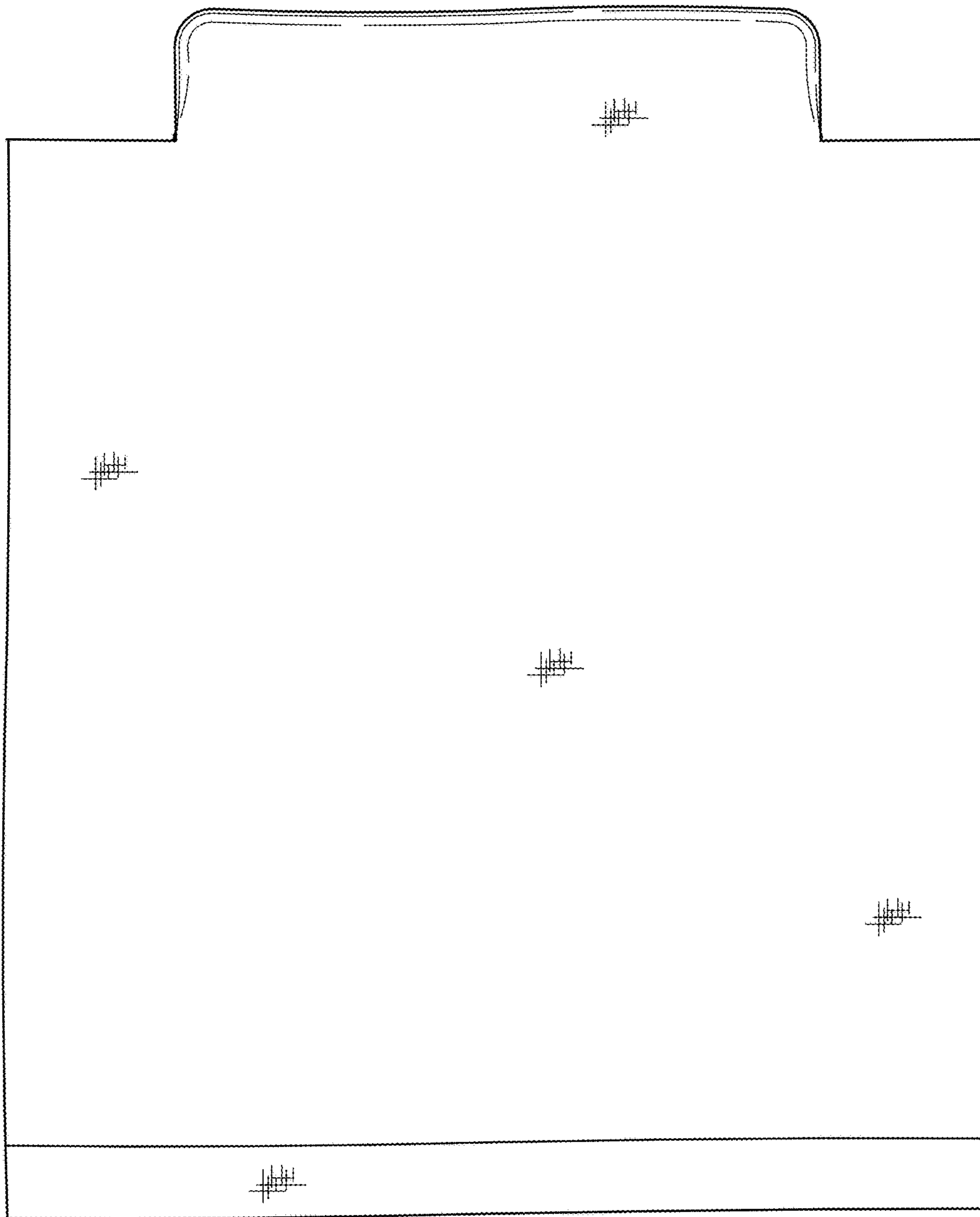


FIG. 4




FIG. 5