



US00D867786S

(12) **United States Design Patent** (10) **Patent No.:** **US D867,786 S**
Yu et al. (45) **Date of Patent:** **** Nov. 26, 2019**

- (54) **PILLOW**
- (71) Applicant: **Hollander Sleep Products, LLC**, Boca Raton, FL (US)
- (72) Inventors: **Yanling Yu**, Shanghai (CN); **Stephanie Hansen Bedell**, Louisville, KY (US)
- (73) Assignee: **Hollander Sleep Products, LLC**, Boca Raton, FL (US)
- (**) Term: **15 Years**
- (21) Appl. No.: **29/675,102**
- (22) Filed: **Dec. 28, 2018**

Related U.S. Application Data

- (62) Division of application No. 29/577,568, filed on Sep. 14, 2016, now Pat. No. Des. 839,636.
- (51) **LOC (12) Cl.** **06-09**
- (52) **U.S. Cl.**
USPC **D6/601**
- (58) **Field of Classification Search**
USPC D6/601
CPC A47G 9/10; A47G 2009/1018; A47G 9/1027; A47G 9/1054; A47G 9/1072; A47G 9/1081; A47G 9/109
See application file for complete search history.

(56) **References Cited**

U.S. PATENT DOCUMENTS

D94,702 S	2/1935	Marks	
2,880,428 A	4/1959	Forsland	
D325,682 S	4/1992	Green	
D395,568 S	6/1998	Davis	
D448,227 S	9/2001	Straub	
D448,961 S *	10/2001	Schlichter	D6/601
D546,107 S	7/2007	Babcock	

D595,986 S *	7/2009	Kloes	D6/601
7,707,668 B2	5/2010	Kloes et al.	
D701,063 S	3/2014	Myers	
D709,303 S *	7/2014	Velasco	D6/601
D732,313 S *	6/2015	Fux	D6/601
9,314,118 B2	4/2016	Blazar et al.	
D839,636 S *	2/2019	Yu	D6/601
2015/0040324 A1 *	2/2015	Dungan	A47G 9/1036 5/644
2019/0021526 A1 *	1/2019	Deng	B68G 7/06

FOREIGN PATENT DOCUMENTS

CH	683392 A5	3/1994
JP	2006325749 A *	12/2006
NL	DM008986	7/1987
WO	DM/096 277 *	5/2017

* cited by examiner

Primary Examiner — R. Johnson

(74) *Attorney, Agent, or Firm* — Lerner, David, Littenberg, Krumholz & Mentlik, LLP

(57) **CLAIM**

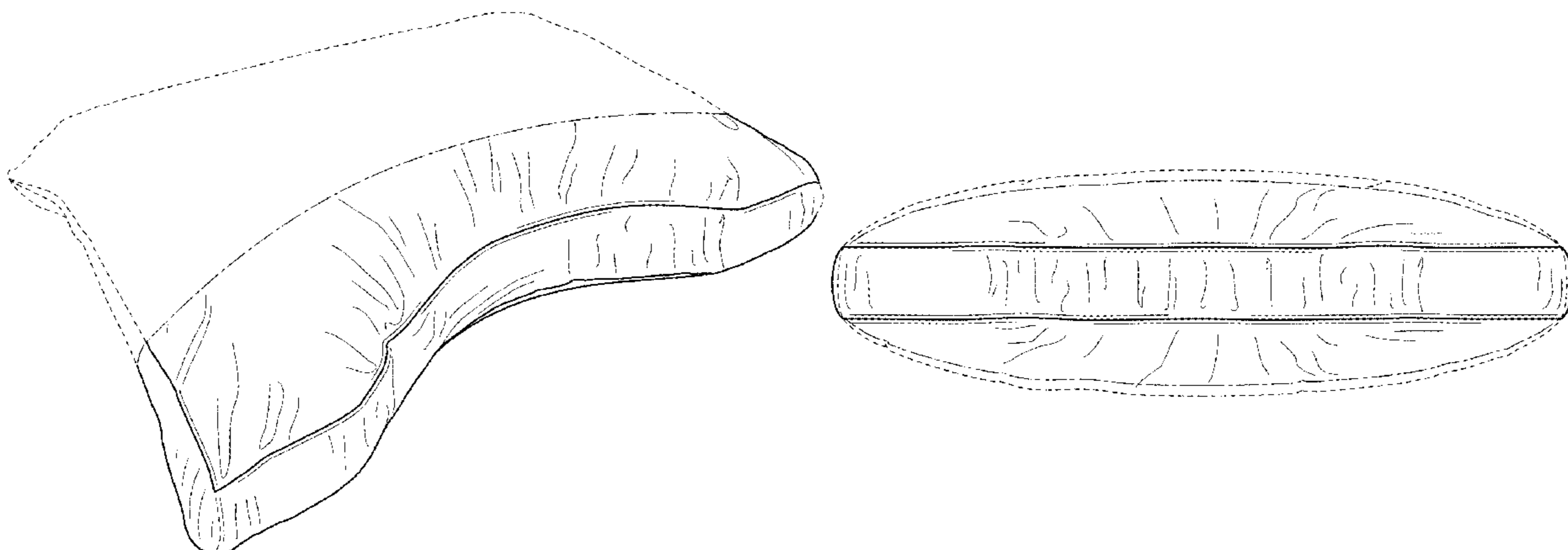
The ornamental design for a pillow, as shown and described.

DESCRIPTION

FIG. 1 is a front perspective view of a pillow showing our new design;
 FIG. 2 is a front elevational view thereof;
 FIG. 3 is a rear elevational view thereof;
 FIG. 4 is a right side elevational view thereof;
 FIG. 5 is a left side elevational view thereof;
 FIG. 6 is a top plan view thereof; and,
 FIG. 7 is a bottom plan view thereof.

The broken lines illustrate unclaimed environmental structure and form no part of the claimed design. The dot-dash broken lines represent unclaimed boundaries and form no part of the claimed design.

1 Claim, 4 Drawing Sheets



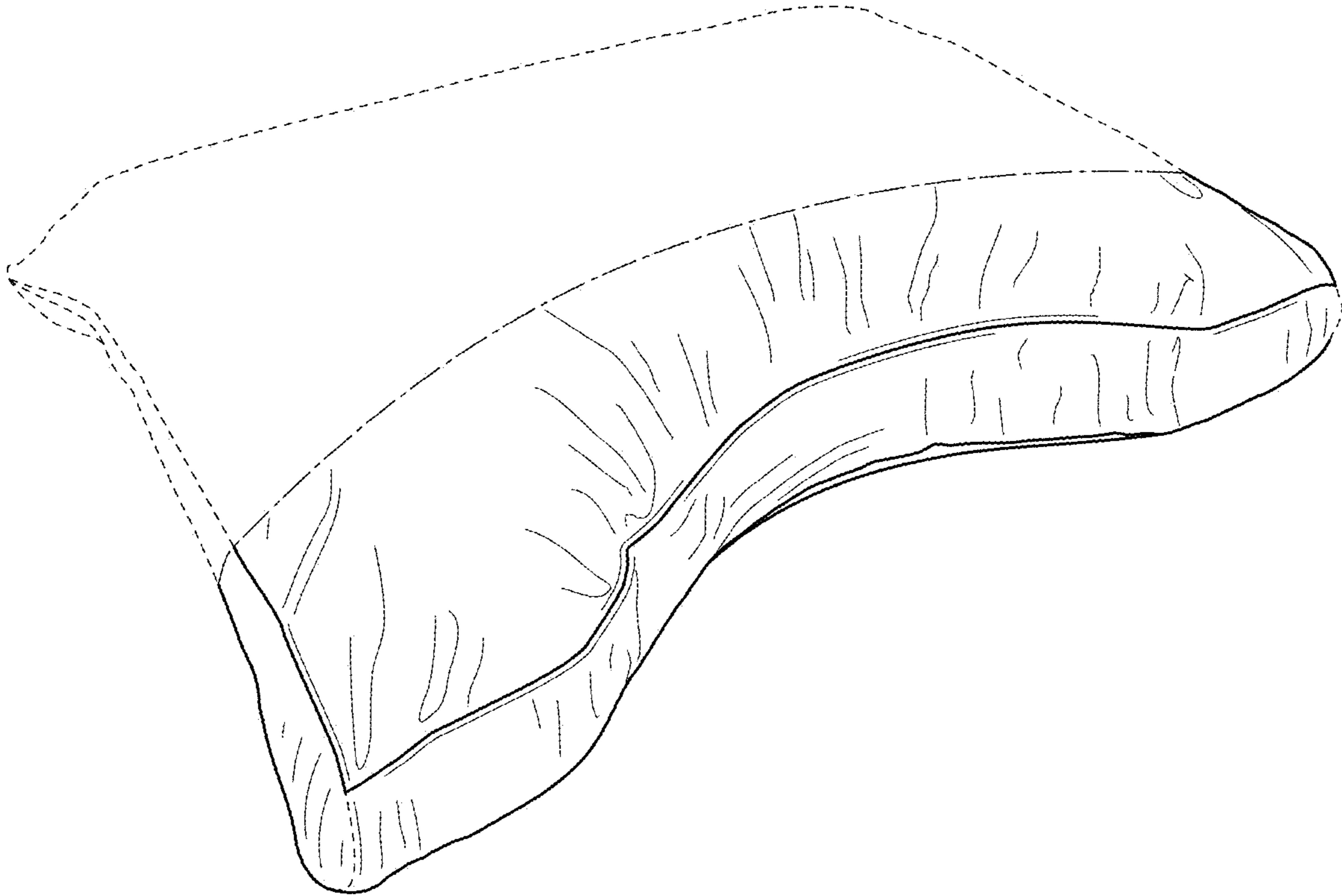


FIG. 1

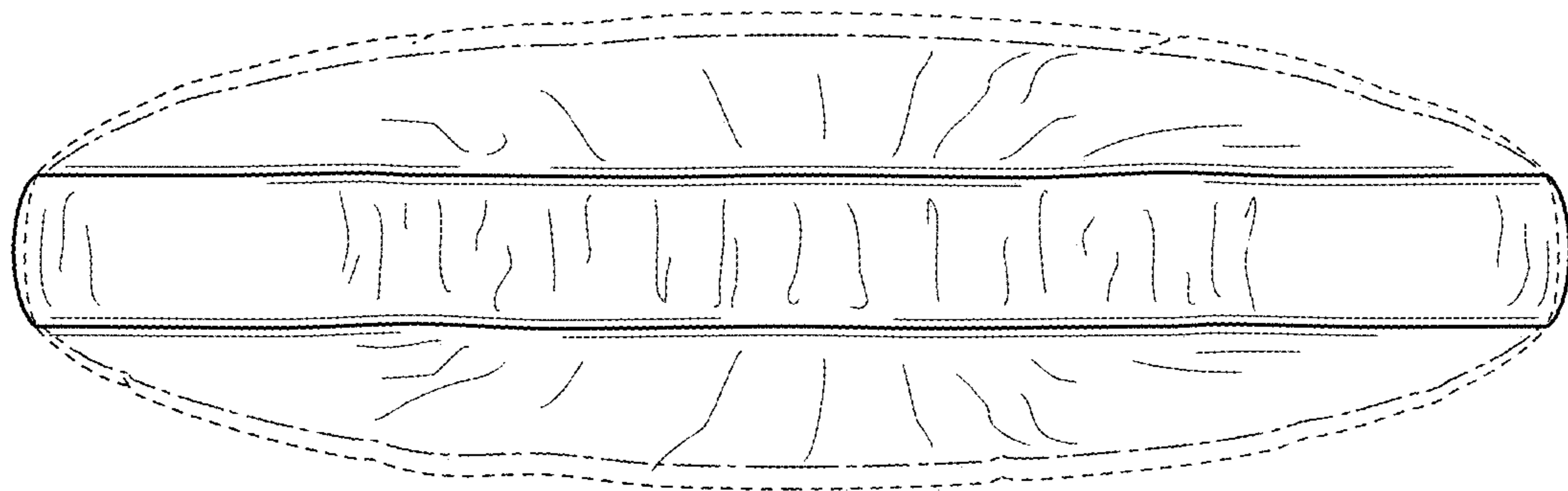


FIG. 2

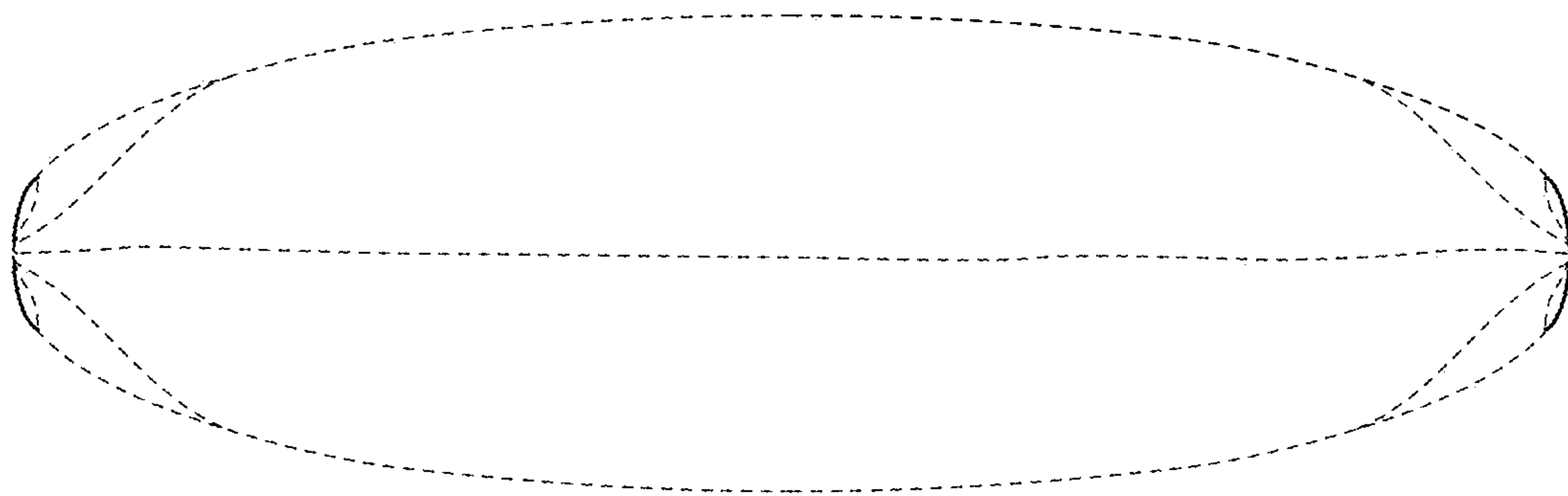


FIG. 3

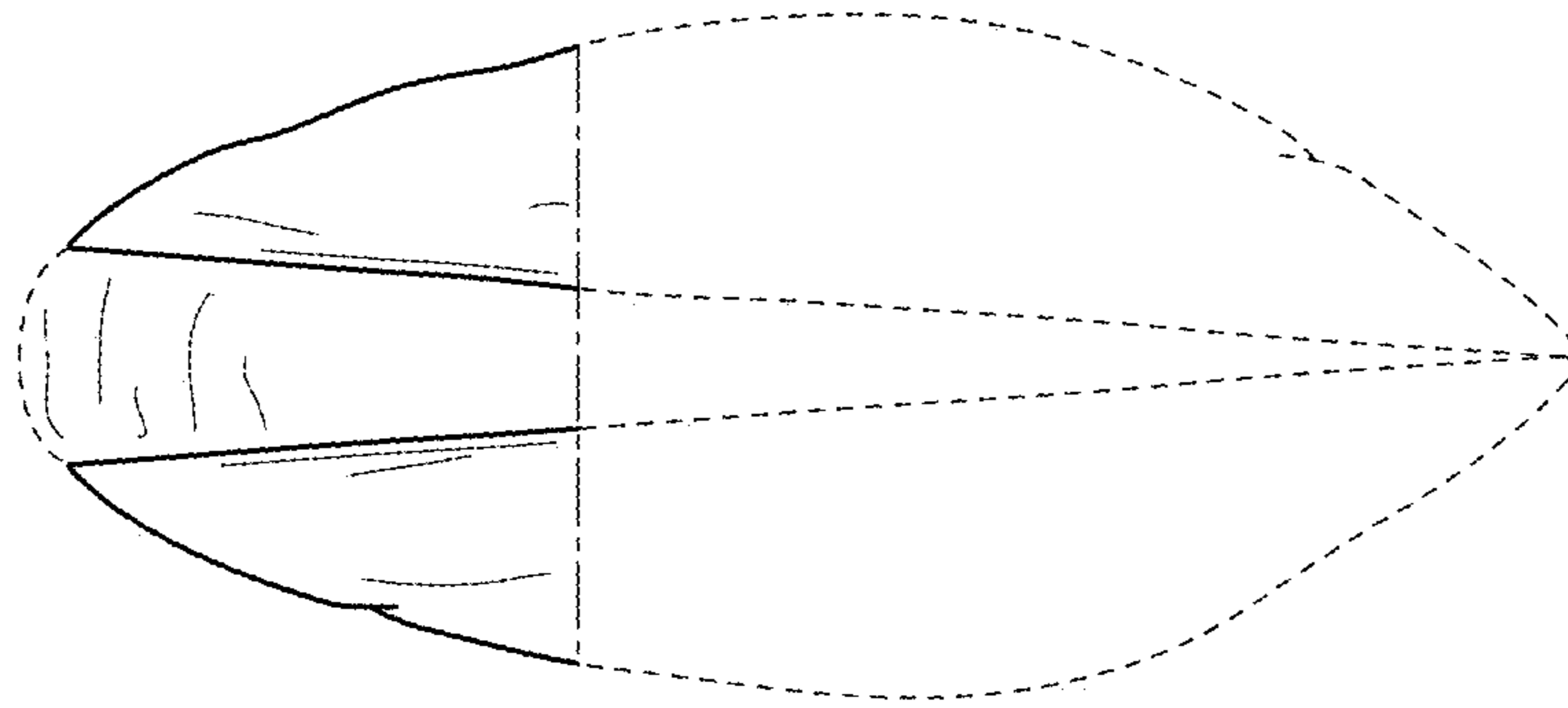


FIG. 4

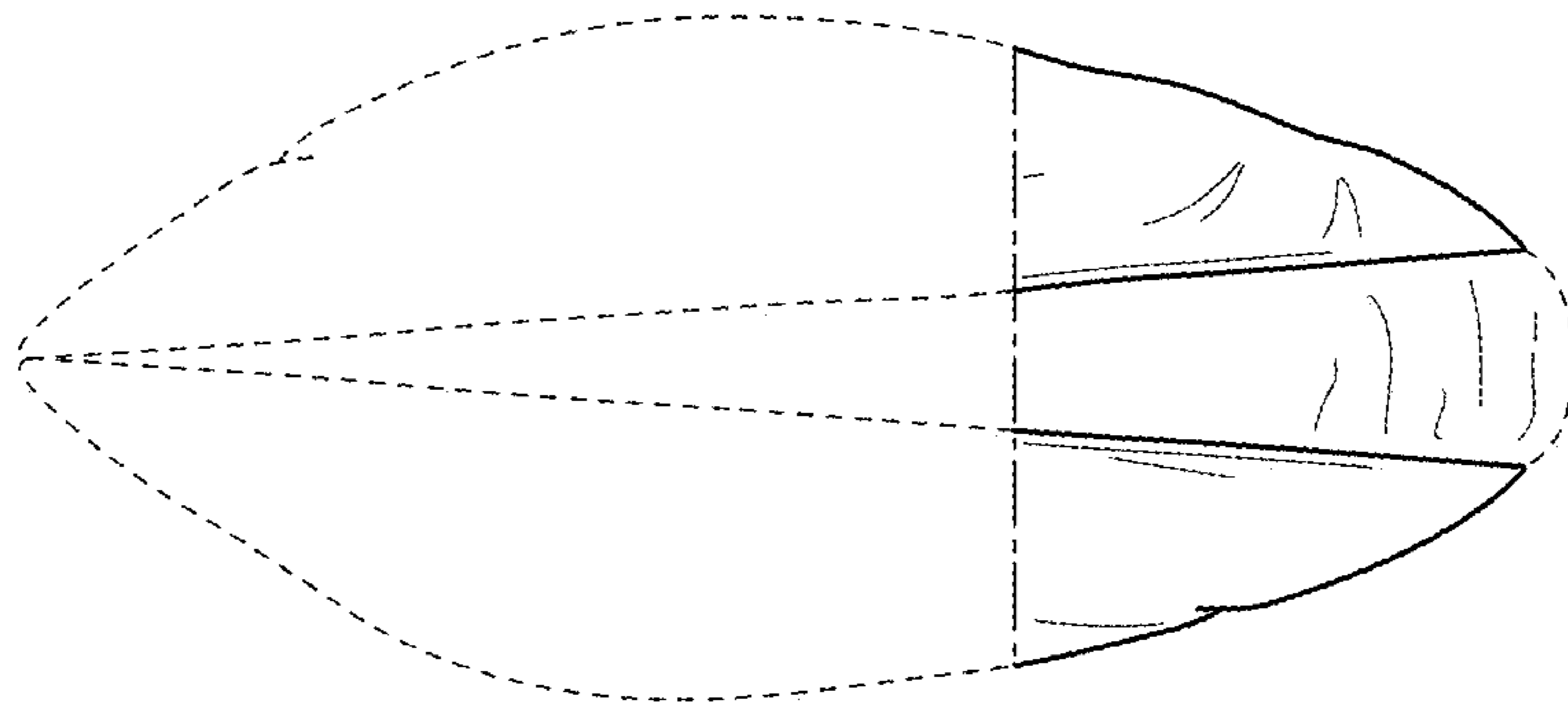


FIG. 5

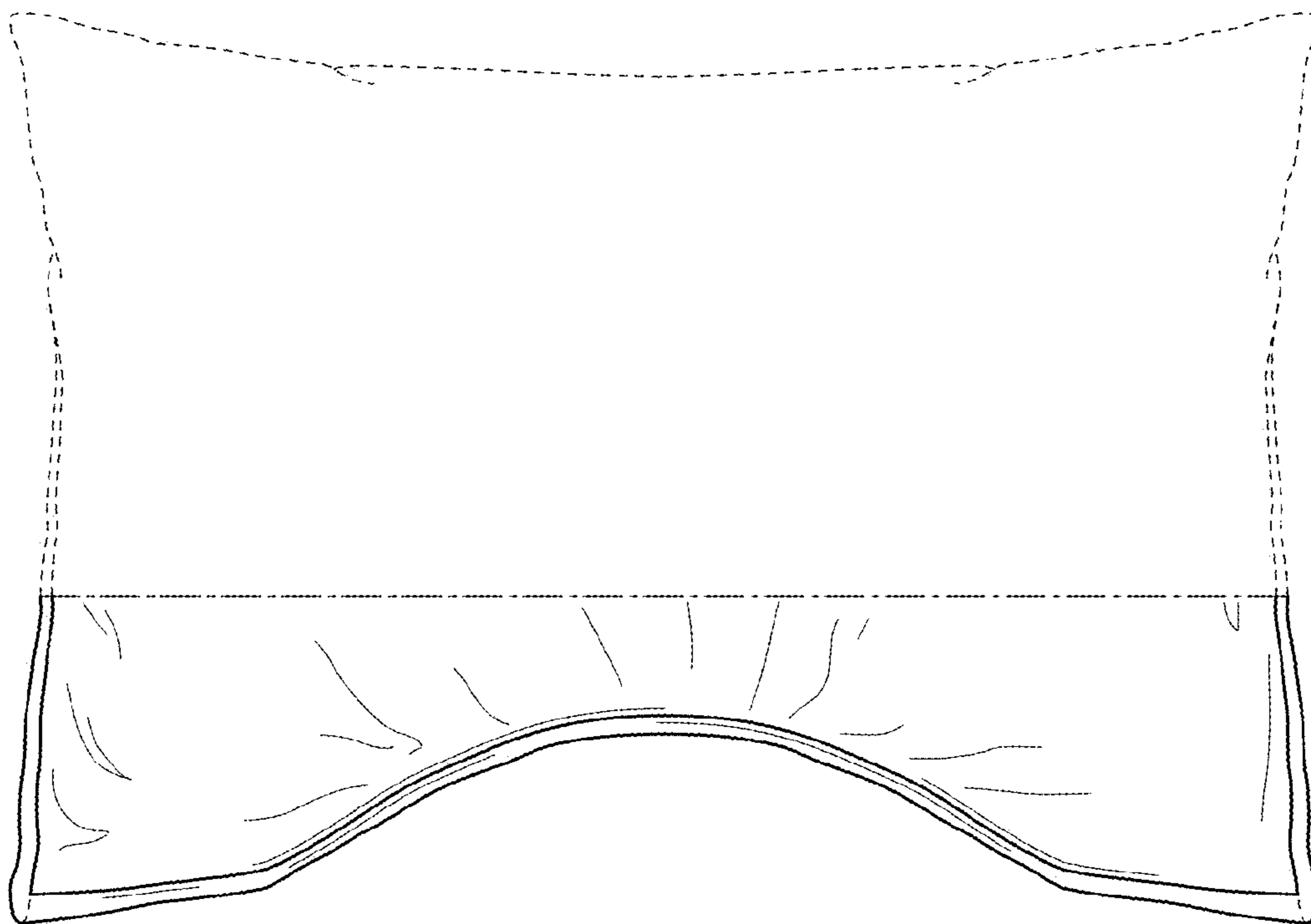


FIG. 6

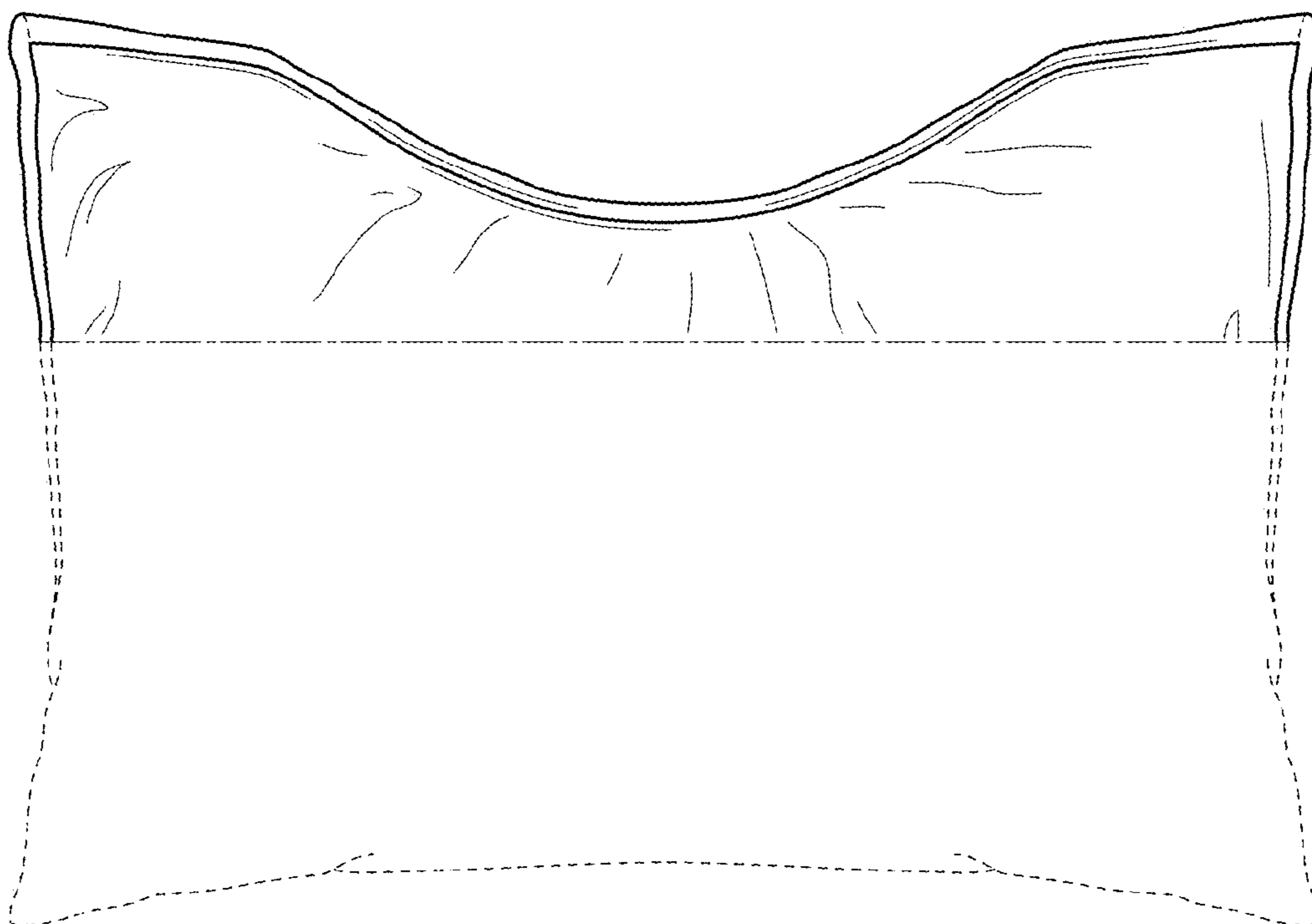


FIG. 7