



US00D867778S

(12) **United States Design Patent** (10) **Patent No.:** **US D867,778 S**
Giotti (45) **Date of Patent:** **** Nov. 26, 2019**

(54) **CHAIR (LEAF)**
(71) Applicant: **TON a.s.**, Bystrice pod Hostýnem (CZ)
(72) Inventor: **Gaia Giotti**, Florence (IT)
(73) Assignee: **TON a.s.**, Bystrice pod Hostynem (CZ)
(**) Term: **15 Years**
(21) Appl. No.: **29/643,799**
(22) Filed: **Apr. 11, 2018**
(30) **Foreign Application Priority Data**

D502,611 S * 3/2005 Williams D6/360
7,118,175 B2 * 10/2006 Crue A47C 3/04
297/239
D564,772 S * 3/2008 Alter Molina D6/375
D565,318 S * 4/2008 Alter Molina D6/375
D677,480 S * 3/2013 Starck D6/360
D703,455 S * 4/2014 Mulholland D6/349
D708,448 S * 7/2014 Hernandez D6/360
D746,074 S * 12/2015 Chipman D6/360
D766,002 S * 9/2016 Wu D6/360
D786,574 S * 5/2017 Galiotto D6/360
D799,849 S * 10/2017 Giotti D6/380
D800,467 S * 10/2017 Galiotto D6/360
D814,203 S * 4/2018 Liu D6/360
D825,943 S * 8/2018 Boonen D6/360
2008/0136238 A1 * 6/2008 Hill A47C 3/34
297/338

Oct. 17, 2017 (EM) 004408946
(51) **LOC (12) Cl.** **06-01**
(52) **U.S. Cl.**
USPC **D6/360**
(58) **Field of Classification Search**
USPC D6/334, 341, 349, 352, 353, 360, 364,
D6/373, 375, 677, 692, 700, 708, 716,
D6/350, 369, 708.16
CPC A47C 3/34; A47C 7/506; A47C 9/007;
A47C 13/023; A47C 4/028; A47C 4/02
See application file for complete search history.

* cited by examiner
Primary Examiner — Kevin K Rudzinski
Assistant Examiner — Paul D Bohannon
(74) *Attorney, Agent, or Firm* — Fross Zelnick Lehrman
& Zissu, P.C.; Charles T.J. Weigell, Esq.

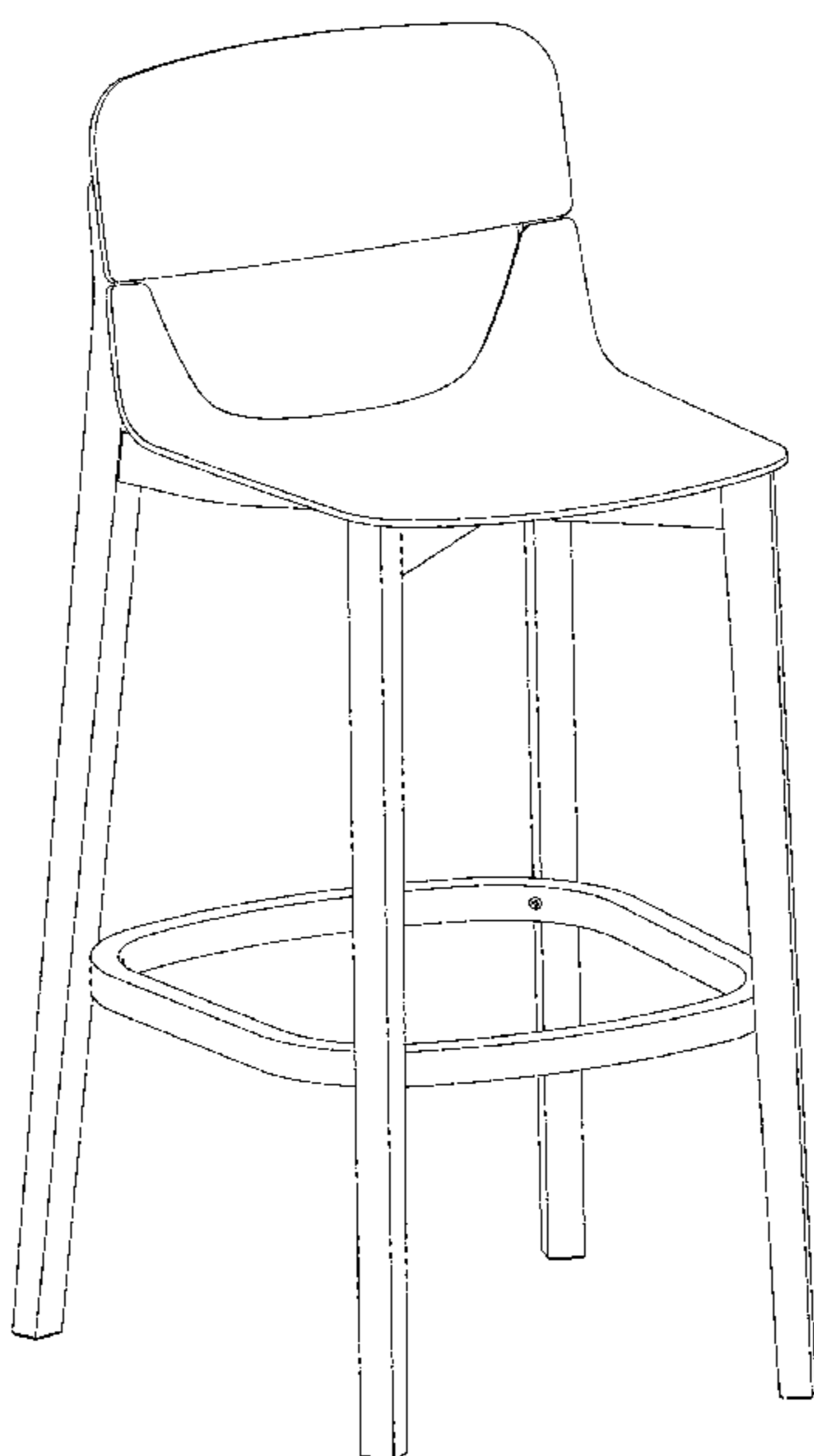
(56) **References Cited**
U.S. PATENT DOCUMENTS
1,385,903 A * 7/1921 Cochran A47C 9/02
248/146
D272,018 S * 1/1984 Thompson D6/380
D355,773 S * 2/1995 MacOwan D6/334
D368,379 S * 4/1996 Muller D6/360
D400,721 S * 11/1998 Baeriswyl D6/360
D420,821 S * 2/2000 Barile D6/360
D468,918 S * 1/2003 de Blois D6/360

(57) **CLAIM**
The ornamental design for a chair (leaf), as shown and described.

DESCRIPTION

FIG. 1 is a front perspective view of a chair showing my new design;
FIG. 2 is a right side view thereof, with the left side view being a mirror image thereof;
FIG. 3 is a front view thereof;
FIG. 4 is a back view thereof;
FIG. 5 is a top view thereof; and,
FIG. 6 is a bottom view thereof.

1 Claim, 6 Drawing Sheets






FIG.1




FIG.2




FIG. 3




FIG.4




FIG.5

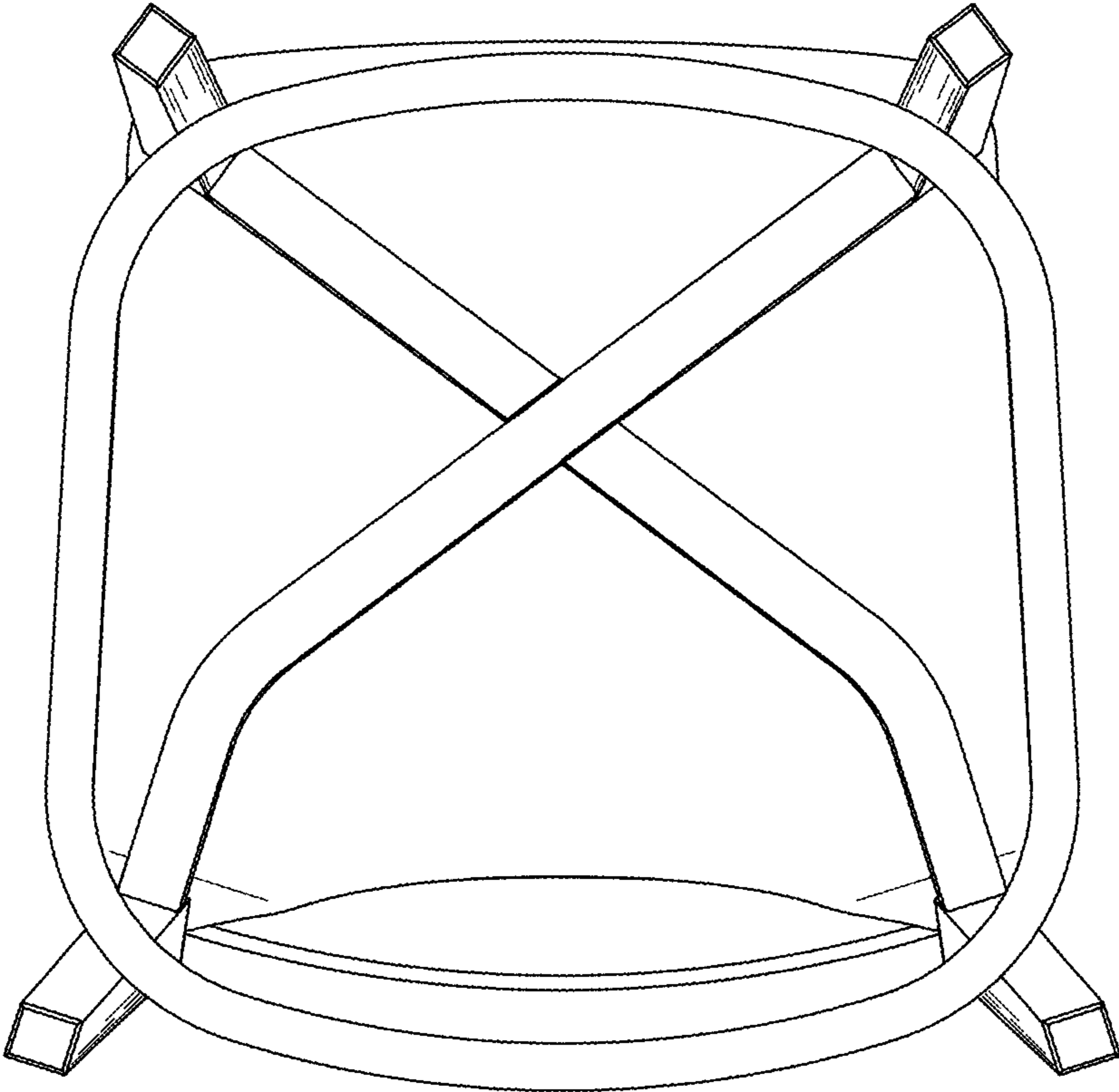


FIG. 6