

US00D867771S

(12) **United States Design Patent**
Zhong

(10) **Patent No.:** **US D867,771 S**

(45) **Date of Patent:** **** *Nov. 26, 2019**

(54) **TOWEL HOOK**

(71) Applicant: **Linqiang Zhong**, Guangdong (CN)

(72) Inventor: **Linqiang Zhong**, Guangdong (CN)

(73) Assignee: **GAUNGZHOU XUNTE NETWORK TECHNOLOGY CO. LTD**,
Guangzhou (CN)

(*) Notice: This patent is subject to a terminal disclaimer.

(**) Term: **15 Years**

(21) Appl. No.: **29/623,032**

(22) Filed: **Oct. 21, 2017**

(51) **LOC (12) Cl.** **06-08**

(52) **U.S. Cl.**
USPC **D6/323**

(58) **Field of Classification Search**
USPC D6/323, 315-317, 320, 324, 325, 327,
D6/328; D8/367, 354, 349
CPC F16L 3/13; F16L 3/26; A47G 23/0225;
A47G 25/06; A47G 1/16; A47F 5/0846;
A47F 5/02; H02G 11/003; D06F 55/00;
E04H 17/10

See application file for complete search history.

(56) **References Cited**

U.S. PATENT DOCUMENTS

D116,450 S *	9/1939	Lux	D6/323
D195,123 S *	4/1963	Clayton	D6/323
D247,146 S *	2/1978	Watt, Jr.	D6/323
D254,943 S *	5/1980	Hepworth	D6/323
D256,867 S *	9/1980	Ryan	D6/323
D271,545 S *	11/1983	Licari	D6/323
D308,015 S *	5/1990	Volpe	D12/317
D320,119 S *	9/1991	Chap	D6/323
D322,361 S *	12/1991	Goodman	D6/323

D343,066 S *	1/1994	Hsu	D6/323
D425,316 S *	5/2000	Snell	D6/323
D472,059 S *	3/2003	Hoernig	D6/323
D472,061 S *	3/2003	Hoernig	D6/323
D493,093 S *	7/2004	Goodman	D8/367
D496,258 S *	9/2004	Fields	D8/367
D516,325 S *	3/2006	Goodman	D6/323
D526,132 S *	8/2006	Solowiej	D6/323
D526,494 S *	8/2006	Fields	D6/323
D535,110 S *	1/2007	Hoernig	D6/323
D543,708 S *	6/2007	McConnell	D6/323
D563,109 S *	3/2008	Krumpe	D6/323
D564,243 S *	3/2008	Zhang	D6/323
D568,621 S *	5/2008	Krumpe	D6/323
D578,779 S *	10/2008	Lee	D6/323
D578,780 S *	10/2008	Lee	D6/323
D580,185 S *	11/2008	Lee	D6/323
D630,027 S *	1/2011	Romero	D6/323
D668,935 S *	10/2012	Yoo	D8/367
D671,819 S *	12/2012	Kwok	D6/323
D672,565 S *	12/2012	Nazario	D6/323
D672,636 S *	12/2012	Krumpe	D6/323
D692,244 S *	10/2013	Romero	D6/323

(Continued)

Primary Examiner — David G Muller

Assistant Examiner — Nathan M Johnston

(74) *Attorney, Agent, or Firm* — Justin Lampel

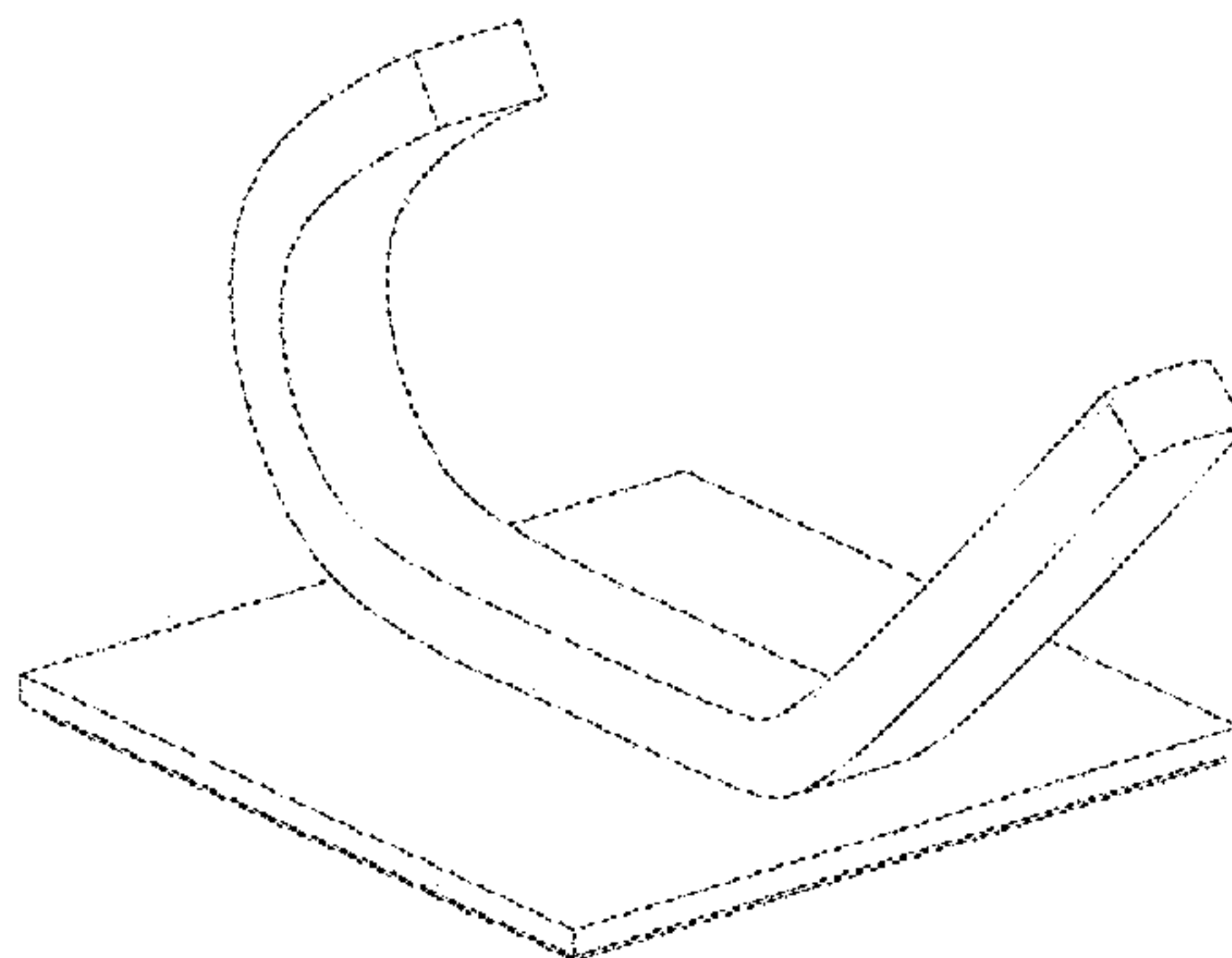
(57) **CLAIM**

The ornamental design for towel hook, as shown and described.

DESCRIPTION

FIG. 1 is a perspective view of a towel hook showing my new design;
FIG. 2 is a front elevational view thereof;
FIG. 3 is a rear elevational view thereof;
FIG. 4 is a right side view thereof;
FIG. 5 is a left side view thereof;
FIG. 6 is a bottom plan view thereof; and,
FIG. 7 is a top plan view thereof.

1 Claim, 7 Drawing Sheets



(56)

References Cited

U.S. PATENT DOCUMENTS

D720,937 S *	1/2015	Fritz	D6/323
D753,471 S *	4/2016	Schraufnagel	D8/367
D761,093 S *	7/2016	Liu	D8/367
D787,204 S *	5/2017	Georgeson	D6/323
D808,252 S *	1/2018	Forrest	D8/367
D815,514 S *	4/2018	Garland	D8/367
2012/0181244 A1 *	7/2012	Wang	A47G 25/06 211/106.01

* cited by examiner

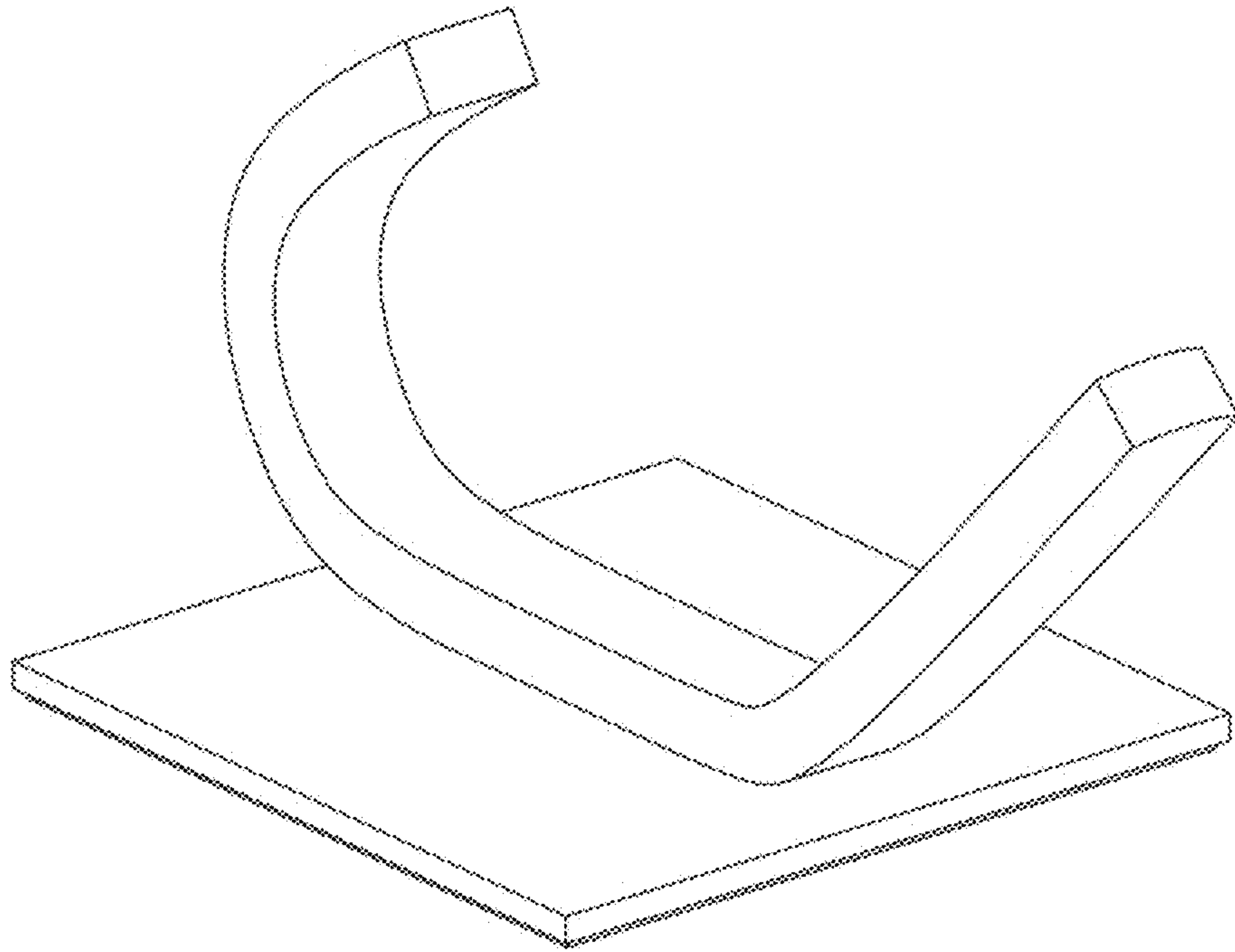


FIG. 1

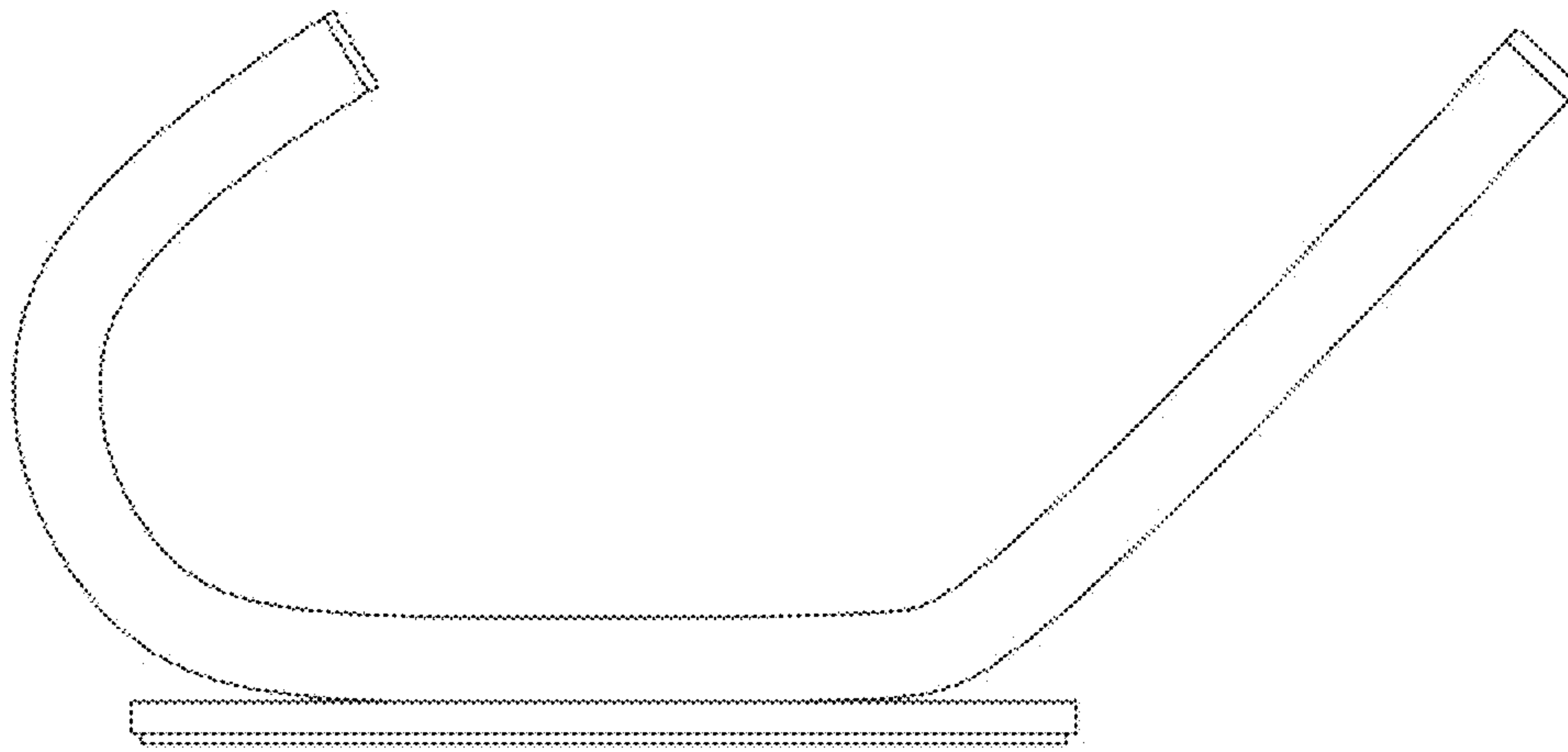


FIG. 2

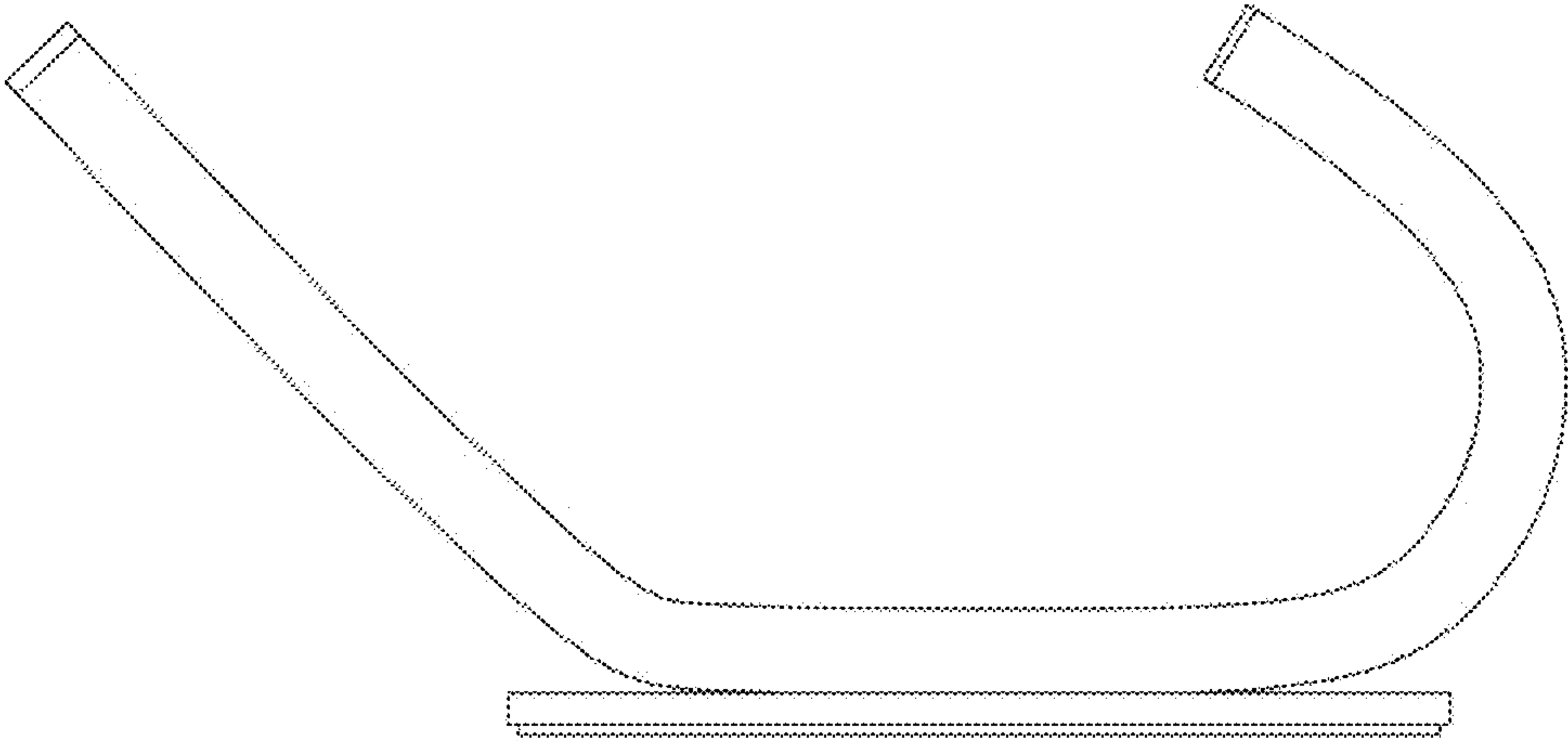


FIG. 3

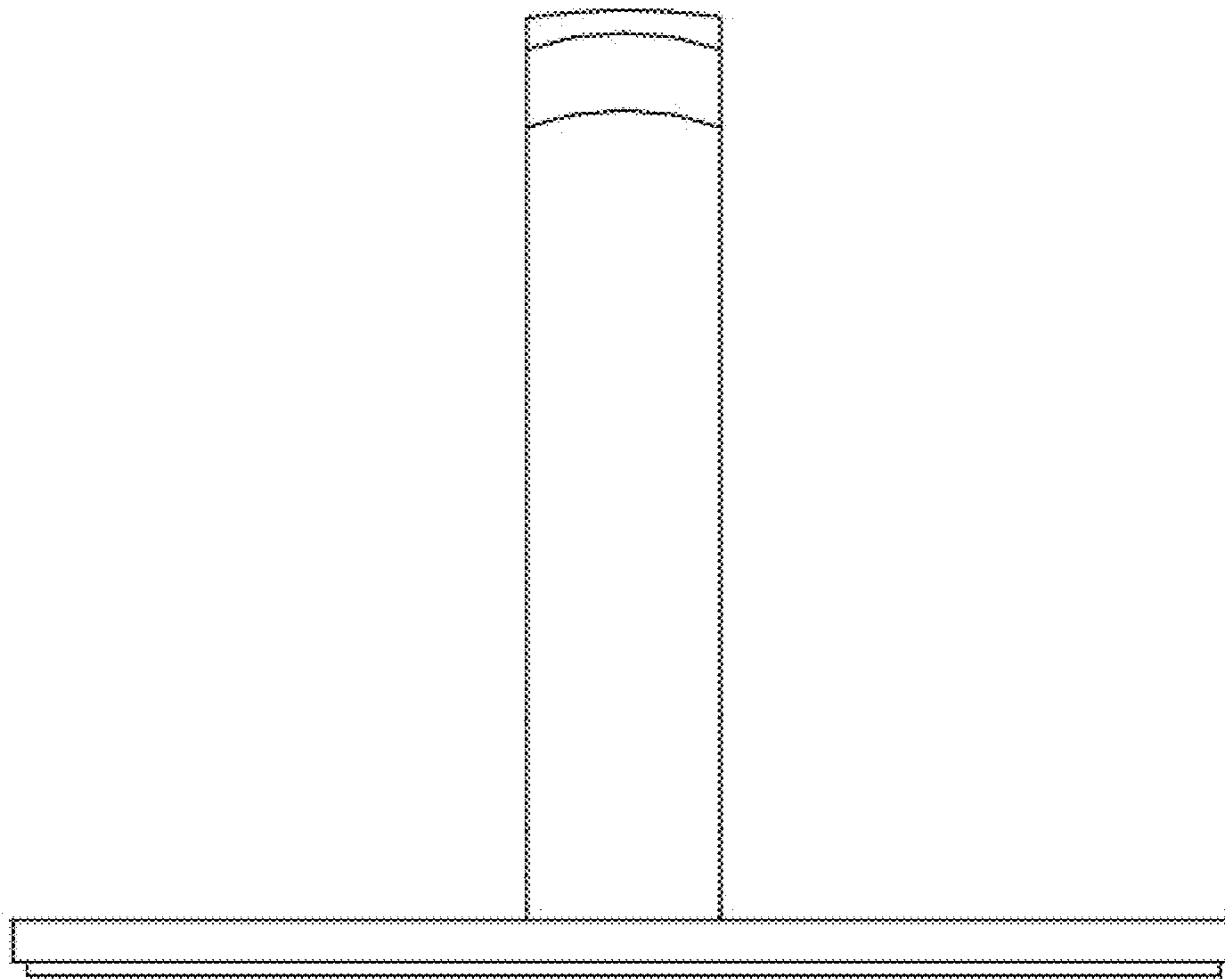


FIG. 4

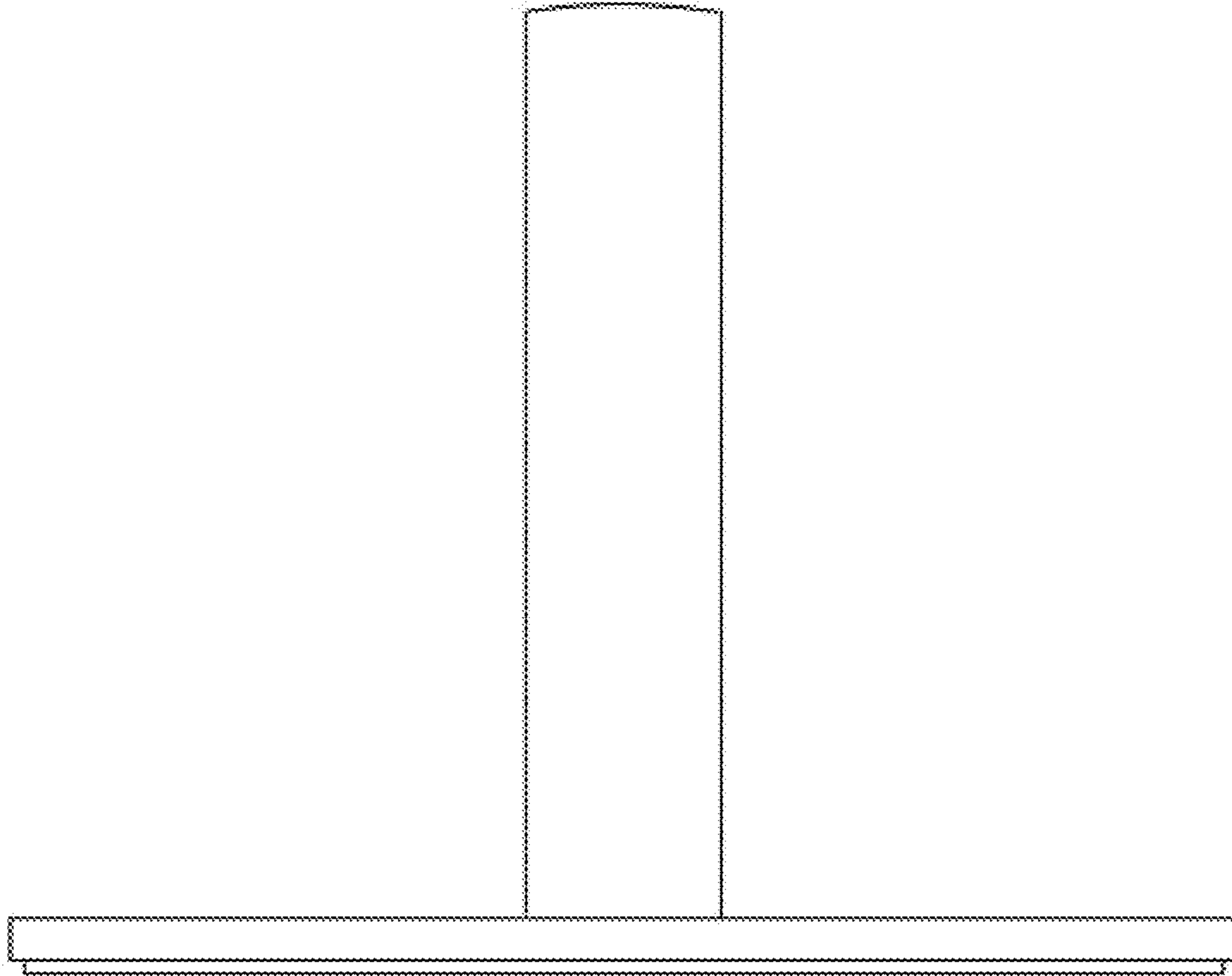


FIG. 5




FIG. 6

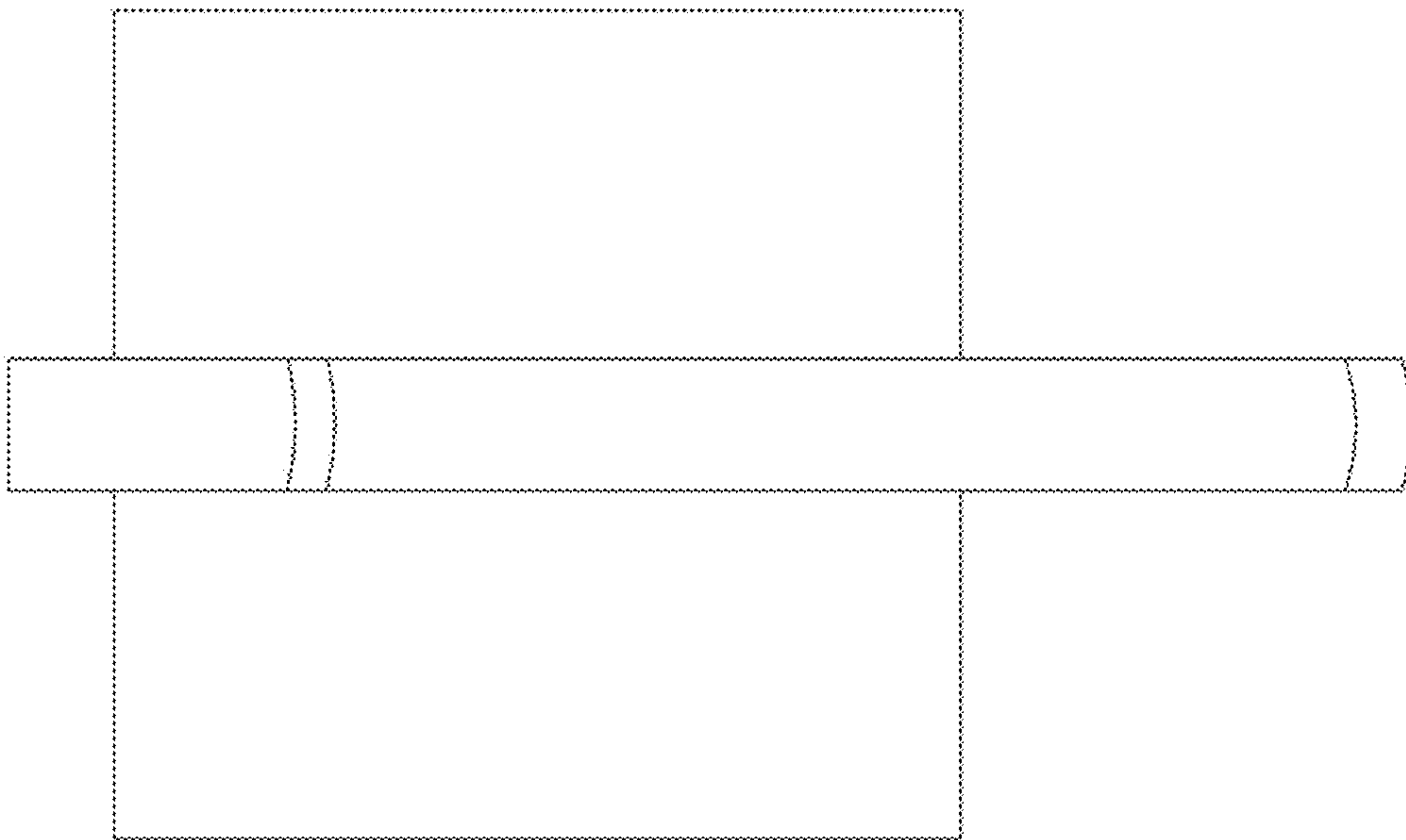


FIG. 7