

US00D867770S

(12) **United States Design Patent**
Wright

(10) **Patent No.:** **US D867,770 S**

(45) **Date of Patent:** **** Nov. 26, 2019**

- (54) **FOOTWEAR HANGER**
- (71) Applicant: **Phineas Group (UK) Limited**, Bristol (GB)
- (72) Inventor: **Daniel Charles Wright**, Bristol (GB)
- (73) Assignee: **Phineas Group (UK) Limited**, Bristol (GB)
- (**) Term: **15 Years**
- (21) Appl. No.: **29/664,678**
- (22) Filed: **Sep. 27, 2018**

- D117,078 S * 10/1939 Stein D6/319
- D149,517 S * 5/1948 Read D6/319
- D164,710 S * 10/1951 Perry 223/88
- 3,194,458 A * 7/1965 Bennett A47G 25/28
223/87
- D210,333 S * 2/1968 Apy 223/85
- D296,046 S * 6/1988 Marshall D6/315
- 4,823,962 A * 4/1989 Arias A47G 25/005
211/113
- 5,282,553 A * 2/1994 Ibled A47G 25/005
206/292
- 5,911,347 A * 6/1999 Jackstat A47G 25/005
211/37
- D432,584 S * 10/2000 Wakatake D20/42
- 6,402,105 B1 * 6/2002 Hoyt A47F 7/08
211/113
- 7,219,821 B2 * 5/2007 Weal A47G 25/005
223/85
- D702,049 S * 4/2014 Lazri D6/319
- D703,449 S 4/2014 Collings

(30) **Foreign Application Priority Data**

Mar. 27, 2018 (GB) 6031697

(51) **LOC (12) Cl.** **06-08**

(52) **U.S. Cl.**
USPC **D6/319**

(58) **Field of Classification Search**
USPC D6/315-328
CPC A47G 25/32; A47G 25/26; A47G 25/28;
A47G 25/485; A47G 25/487; A47G
25/20; A47G 25/481; A47G 25/442;
A47G 25/24; A47G 25/48; A47G 25/486;
A47G 25/36; A47G 25/1407; A47G
25/30; A47G 25/14; A47G 25/743; A47G
25/1457

See application file for complete search history.

(56) **References Cited**

U.S. PATENT DOCUMENTS

- D64,774 S * 5/1924 Ten Eyck 223/92
- 1,794,416 A * 3/1931 Murray A47G 25/28
223/92
- 1,833,388 A * 11/1931 Carmack A47G 25/28
223/88
- D108,579 S * 2/1938 Perrone D6/318

(Continued)

Primary Examiner — Lauren R Calve

(74) *Attorney, Agent, or Firm* — Banner & Witcoff, Ltd.

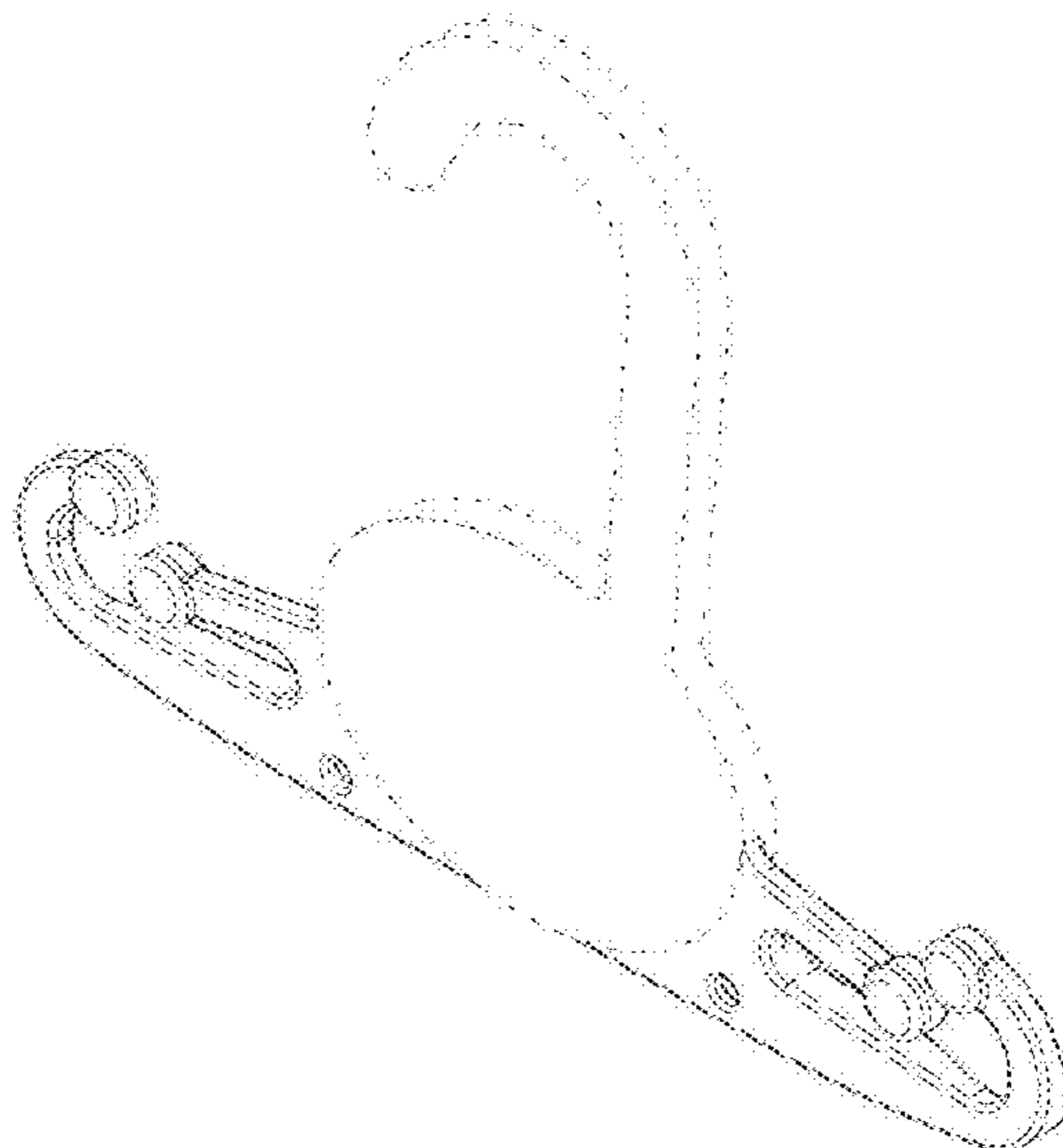
(57) **CLAIM**

The ornamental design for a footwear hanger, as shown and described.

DESCRIPTION

FIG. 1 is a top, front, right perspective view of a footwear hanger showing my new design;
 FIG. 2 is a front view thereof;
 FIG. 3 is a left side view thereof;
 FIG. 4 is a right side view thereof;
 FIG. 5 is a rear view thereof;
 FIG. 6 is a top view thereof;
 FIG. 7 is a bottom view thereof; and,
 FIG. 8 is a bottom, rear, left perspective view thereof.
 The broken lines depicting the remainder of the footwear hanger show features that form no part of the claimed design.

1 Claim, 8 Drawing Sheets



(56)

References Cited

U.S. PATENT DOCUMENTS

| | | | | |
|--------------|-----|---------|----------|-----------------------------|
| D709,293 | S | 7/2014 | Collings | |
| D711,122 | S | 8/2014 | Collings | |
| D711,124 | S | 8/2014 | Collings | |
| D803,584 | S | 11/2017 | Segasby | |
| D803,585 | S | 11/2017 | Segasby | |
| D803,586 | S | 11/2017 | Segasby | |
| D804,197 | S | 12/2017 | Segasby | |
| 2007/0251894 | A1* | 11/2007 | Kelley | A47F 7/08 211/34 |
| 2011/0247185 | A1* | 10/2011 | Bolden | A43B 3/00 24/716 |
| 2013/0221040 | A1* | 8/2013 | Wright | A47G 25/005 223/85 |

* cited by examiner

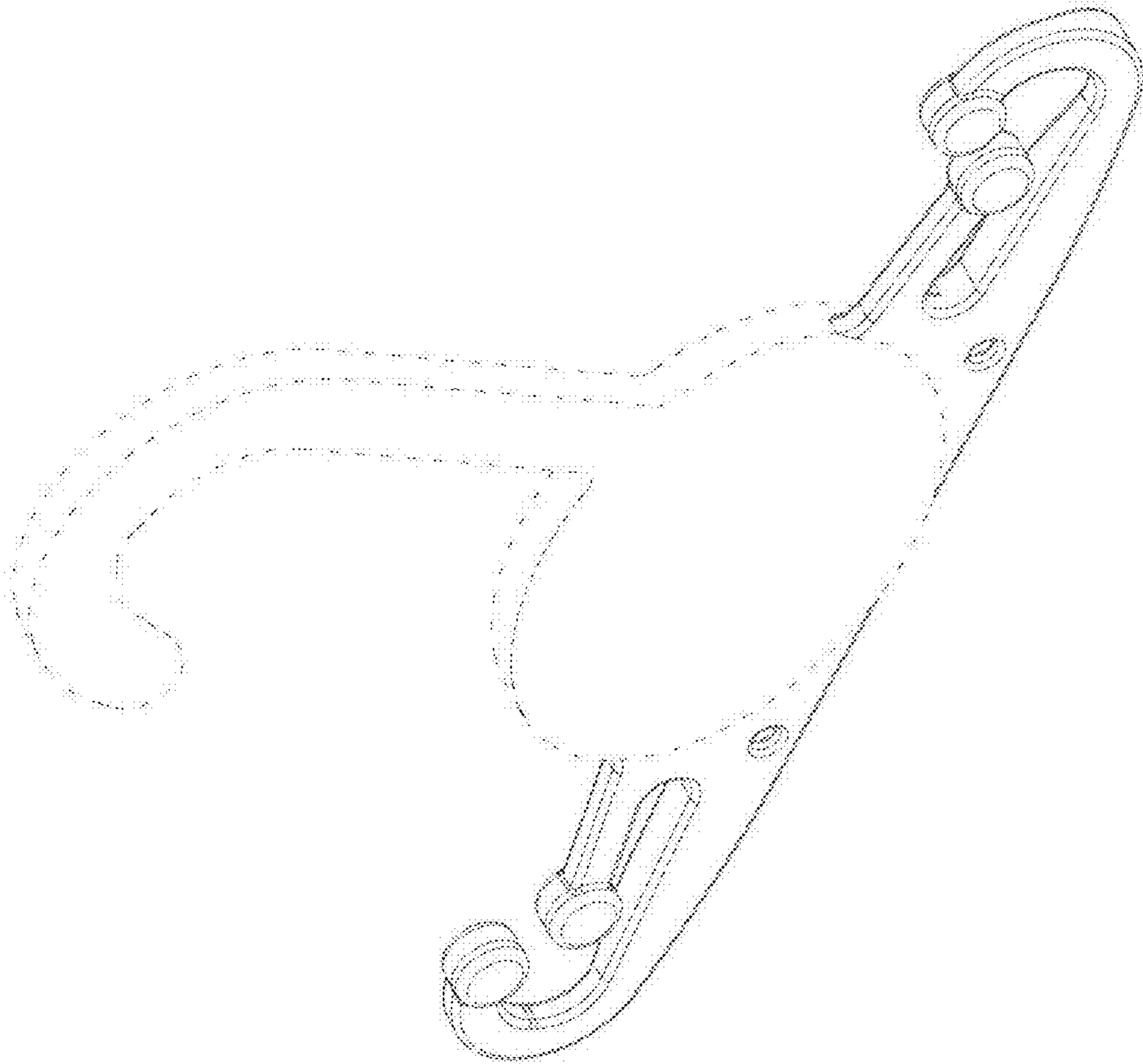


FIG. 1




FIG. 2



FIG. 3



FIG. 4

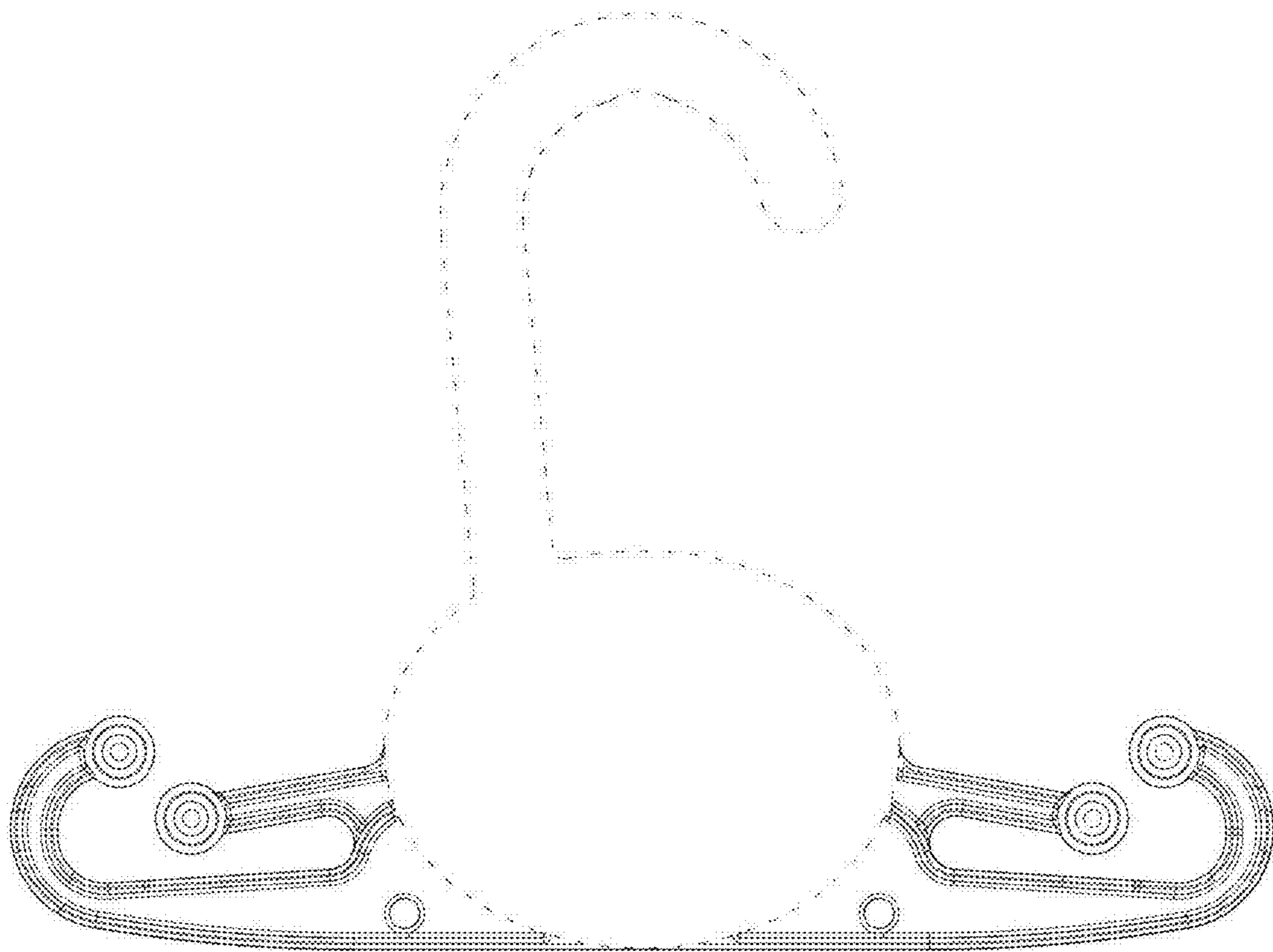


FIG. 5



FIG. 6

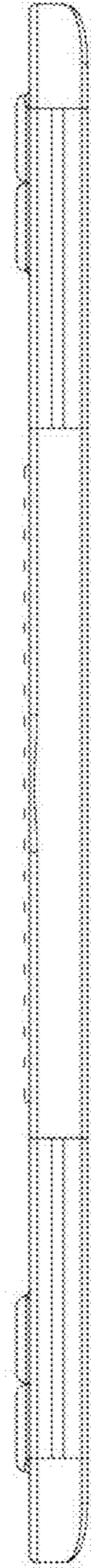


FIG. 7

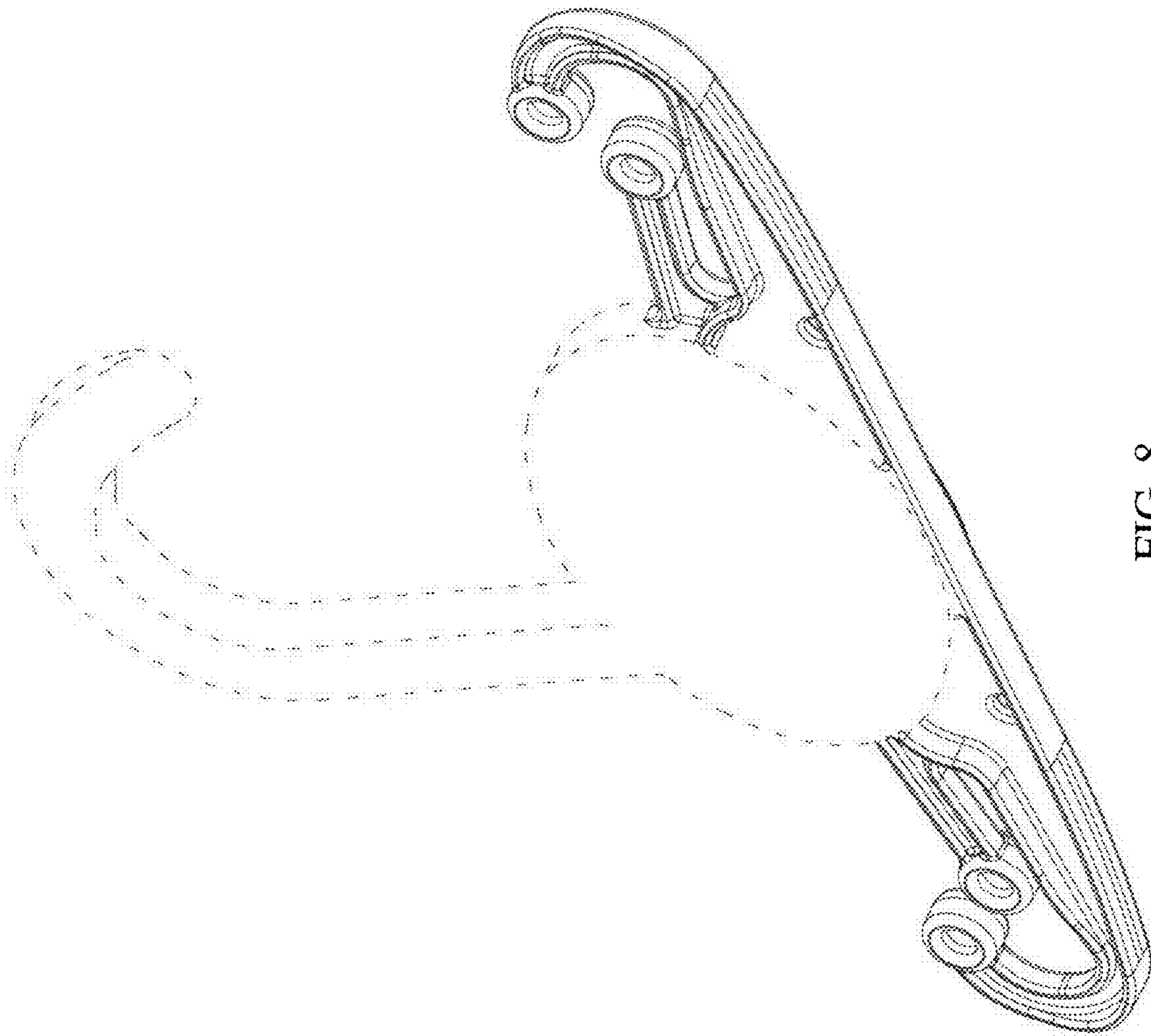


FIG. 8