



US00D867744S

(12) **United States Design Patent**  
**Chang et al.**

(10) **Patent No.:** **US D867,744 S**

(45) **Date of Patent:** **\*\* Nov. 26, 2019**

- (54) **SHOE**
- (71) Applicant: **NIKE, Inc.**, Beaverton, OR (US)
- (72) Inventors: **Leo S. Chang**, Portland, OR (US);  
**Meline Khachatourian**, Portland, OR (US); **Jerry Lorenzo Manuel**, Los Angeles, CA (US)
- (73) Assignee: **NIKE, Inc.**, Beaverton, OR (US)
- (\*\*) Term: **15 Years**
- (21) Appl. No.: **29/636,903**
- (22) Filed: **Feb. 12, 2018**
- (51) **LOC (12) Cl.** ..... **02-99**
- (52) **U.S. Cl.**  
USPC ..... **D2/973**
- (58) **Field of Classification Search**  
USPC ..... D2/896, 902, 906-908, 946, 969,  
D2/972-974; D5/47, 49, 50, 53, 54, 56,  
D5/60  
CPC ... A43B 13/181; A43B 13/141; A43B 13/186;  
A43B 13/188; A43B 23/00; A43B 23/02;  
A43B 5/00; A43B 23/26; A43B 1/04;  
A43B 11/14; A43B 7/00; A43B 3/12;  
A43C 3/00; A43C 5/00; A43C 7/00;  
A43C 11/004  
See application file for complete search history.

- D622,055 S \* 8/2010 Bosomworth ..... D2/972
- D624,745 S \* 10/2010 Henderson ..... D2/972
- D658,862 S \* 5/2012 Stryjak ..... D2/972
- D659,986 S 5/2012 Maejima
- D671,731 S \* 12/2012 Amphyon ..... D2/972
- D679,082 S \* 4/2013 Bosomworth ..... D2/972
- D684,351 S 6/2013 Taylor
- D690,493 S \* 10/2013 Bosomworth ..... D2/972
- D690,495 S \* 10/2013 Bosomworth ..... D2/972
- D690,496 S \* 10/2013 Leleu ..... D2/972
- D693,557 S \* 11/2013 Grenet ..... D2/972
- D701,031 S \* 3/2014 Grenet ..... D2/972
- D701,032 S \* 3/2014 Leleu ..... D2/972
- D701,384 S \* 3/2014 Leleu ..... D2/972
- D715,531 S 10/2014 Cochrane
- D769,601 S 10/2016 Hardman
- D794,941 S 8/2017 Remy
- D802,291 S 11/2017 Petrenka
- D854,305 S \* 7/2019 Montross ..... D2/972
- D854,809 S \* 7/2019 Hernandez ..... D2/972

\* cited by examiner

*Primary Examiner* — Dominic V Simone

(74) *Attorney, Agent, or Firm* — Banner & Witcoff, Ltd.

(57) **CLAIM**

The ornamental design for a shoe, as shown and described.

**DESCRIPTION**

FIG. 1 is a front perspective view of a shoe showing our new design;

FIG. 2 is a side view thereof; and,

FIG. 3 is a rear perspective view thereof.

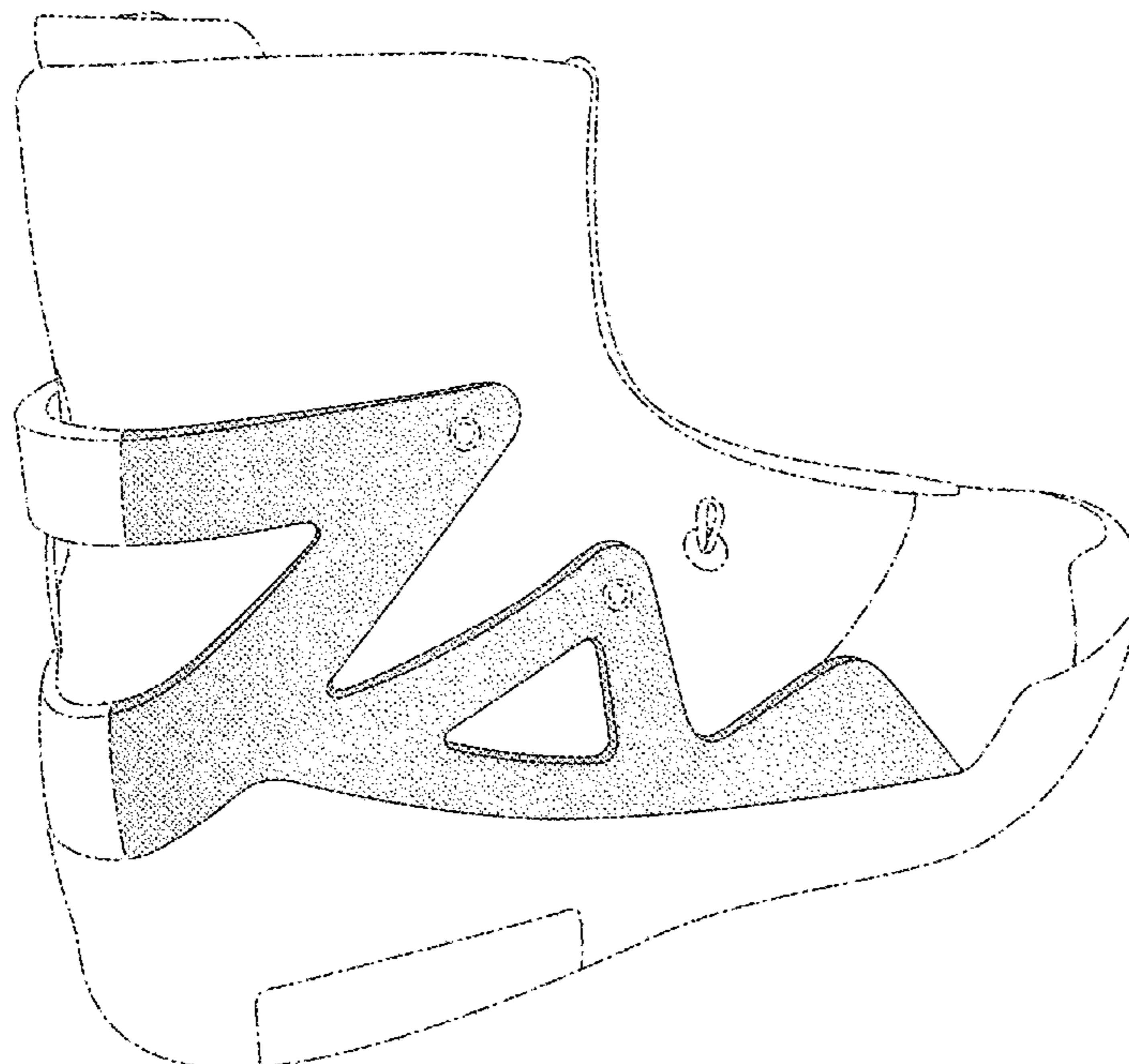
The broken lines immediately adjacent to the shaded areas define the bounds of the claimed design and form no part thereof. The broken lines showing the eyelets and the remainder of the shoe are for environmental purposes only and form no part of the claimed design.

**1 Claim, 3 Drawing Sheets**

(56) **References Cited**

U.S. PATENT DOCUMENTS

- D307,509 S \* 5/1990 Kittle ..... D2/969
- D345,253 S \* 3/1994 Lucas ..... D2/902
- D481,530 S 11/2003 Hillyer
- D593,302 S \* 6/2009 St-Louis ..... D2/969



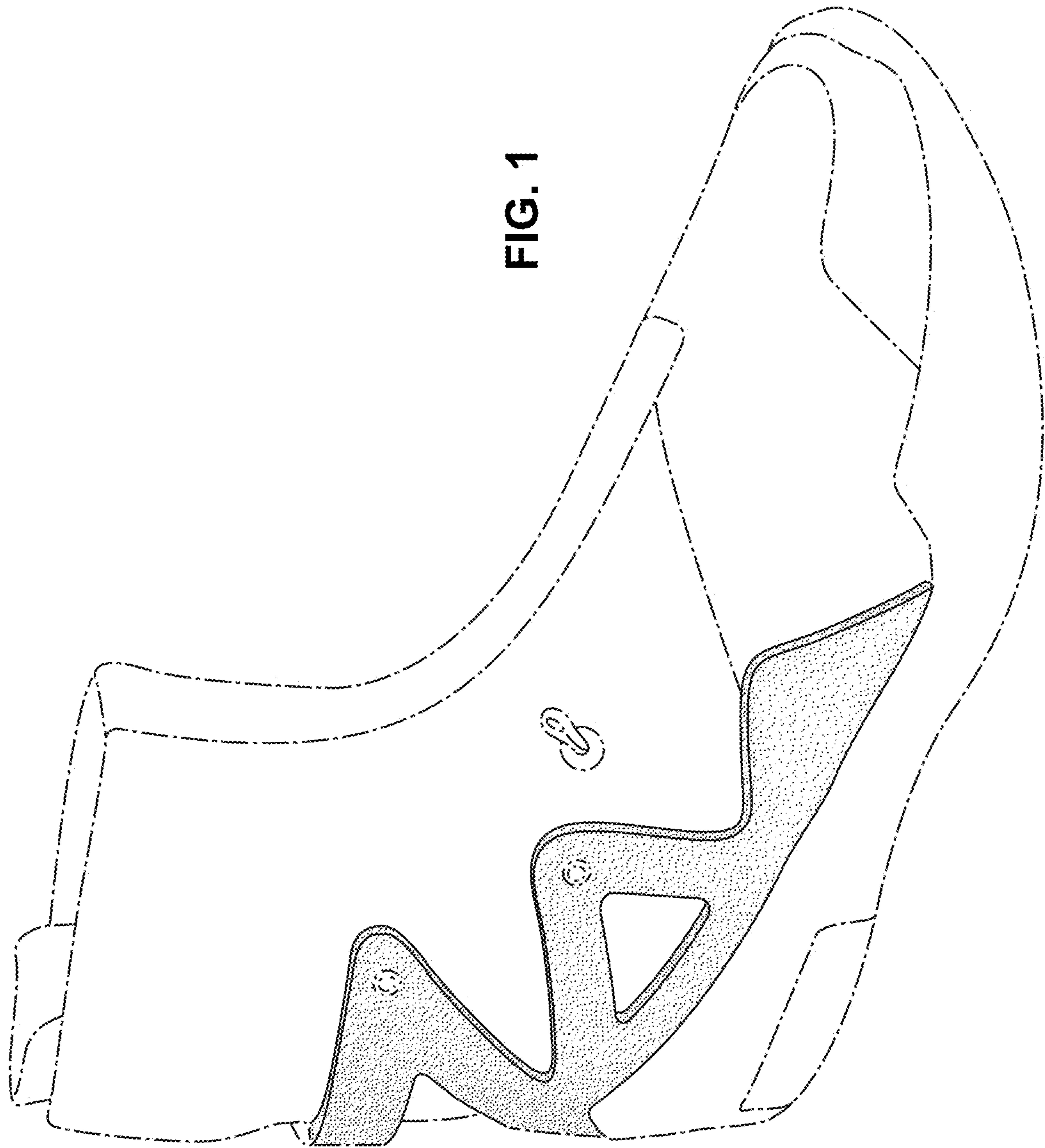


FIG. 2

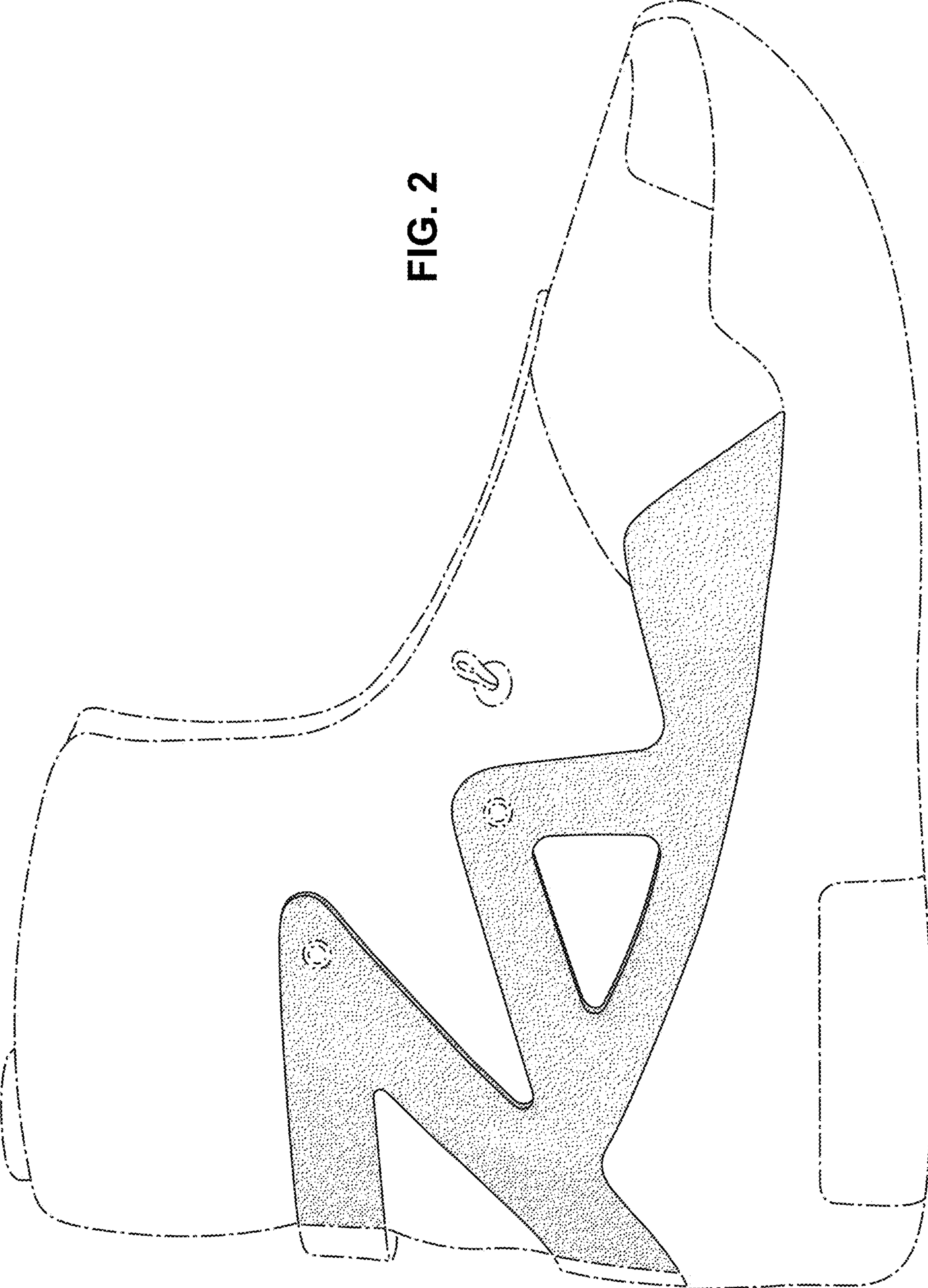


FIG. 3

