



US00D867739S

(12) **United States Design Patent** (10) **Patent No.:** **US D867,739 S**
Hobson (45) **Date of Patent:** **** Nov. 26, 2019**

(54) **SHOE**
(71) Applicant: **Reebok International Limited**, London (GB)
(72) Inventor: **Daniel Hobson**, Waltham, MA (US)
(73) Assignee: **Reebok International Limited**, London (GB)
(**) Term: **15 Years**
(21) Appl. No.: **29/685,472**
(22) Filed: **Mar. 28, 2019**

D586,546 S * 2/2009 Schoenborn D2/969
D586,548 S * 2/2009 Harlow D2/972
D648,111 S * 11/2011 Miner D2/972
D667,624 S * 9/2012 Lonigan D2/969
D683,531 S * 6/2013 Parrett D2/972
D693,108 S * 11/2013 Chung D2/972
D696,847 S * 1/2014 McCullagh D2/972
D702,931 S * 4/2014 Raysse D2/969
9,101,179 B2 * 8/2015 Marvin A43B 9/12
D743,159 S * 11/2015 McMillan D2/972
D748,904 S 2/2016 Greenhalgh
D793,702 S * 8/2017 Parker D2/972
D805,273 S 12/2017 Birkinhead et al.
D819,323 S 6/2018 Hobson
D824,651 S * 8/2018 Greenhalgh D2/969
D852,487 S * 7/2019 Greenhalgh D2/969

* cited by examiner

Related U.S. Application Data

(63) Continuation of application No. 29/646,330, filed on May 3, 2018, now Pat. No. Des. 844,306, which is a continuation of application No. 29/576,677, filed on Sep. 6, 2016, now Pat. No. Des. 819,323.
(51) **LOC (12) Cl.** **02-04**
(52) **U.S. Cl.**
USPC **D2/969**
(58) **Field of Classification Search**
USPC D2/902, 906-908, 943-946, 969, D2/972-974, 977-978
CPC A43B 5/00; A43B 5/02; A43B 5/06; A43B 5/10; A43B 5/14; A43B 23/0245
See application file for complete search history.

Primary Examiner — Jeffrey D Asch

Assistant Examiner — Rebekah A Caruso

(74) *Attorney, Agent, or Firm* — Sterne, Kessler, Goldstein & Fox P.L.L.C.

(57) **CLAIM**

The ornamental design for a shoe, as shown and described.

DESCRIPTION

FIG. 1 is a top front perspective view of a shoe showing the claimed design;

FIG. 2 is a bottom front perspective view thereof;

FIG. 3 is a front view thereof;

FIG. 4 is a rear view thereof;

FIG. 5 is a left side view thereof;

FIG. 6 is a right side view thereof;

FIG. 7 is a top view thereof; and,

FIG. 8 is a bottom view thereof.


The broken lines in the figures show portions of the shoe that form no part of the claimed design.

(56) **References Cited**

U.S. PATENT DOCUMENTS

D343,046 S * 1/1994 Feller D2/969
D528,760 S * 9/2006 Wilken D2/972
D538,021 S * 3/2007 Matis D2/969
D571,998 S * 7/2008 Mermet D2/969
D571,999 S * 7/2008 Harlow D2/969

1 Claim, 7 Drawing Sheets



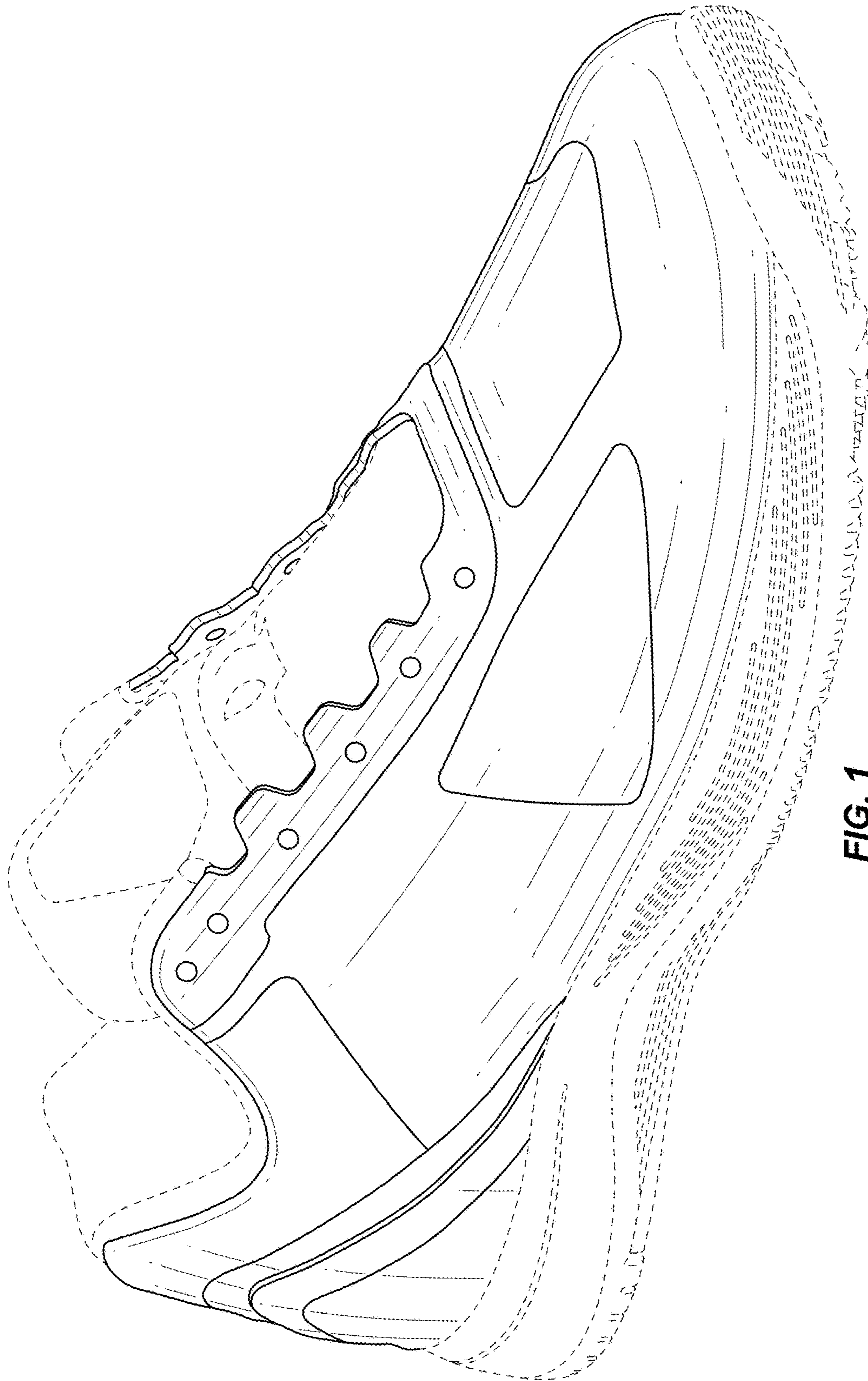


FIG. 1

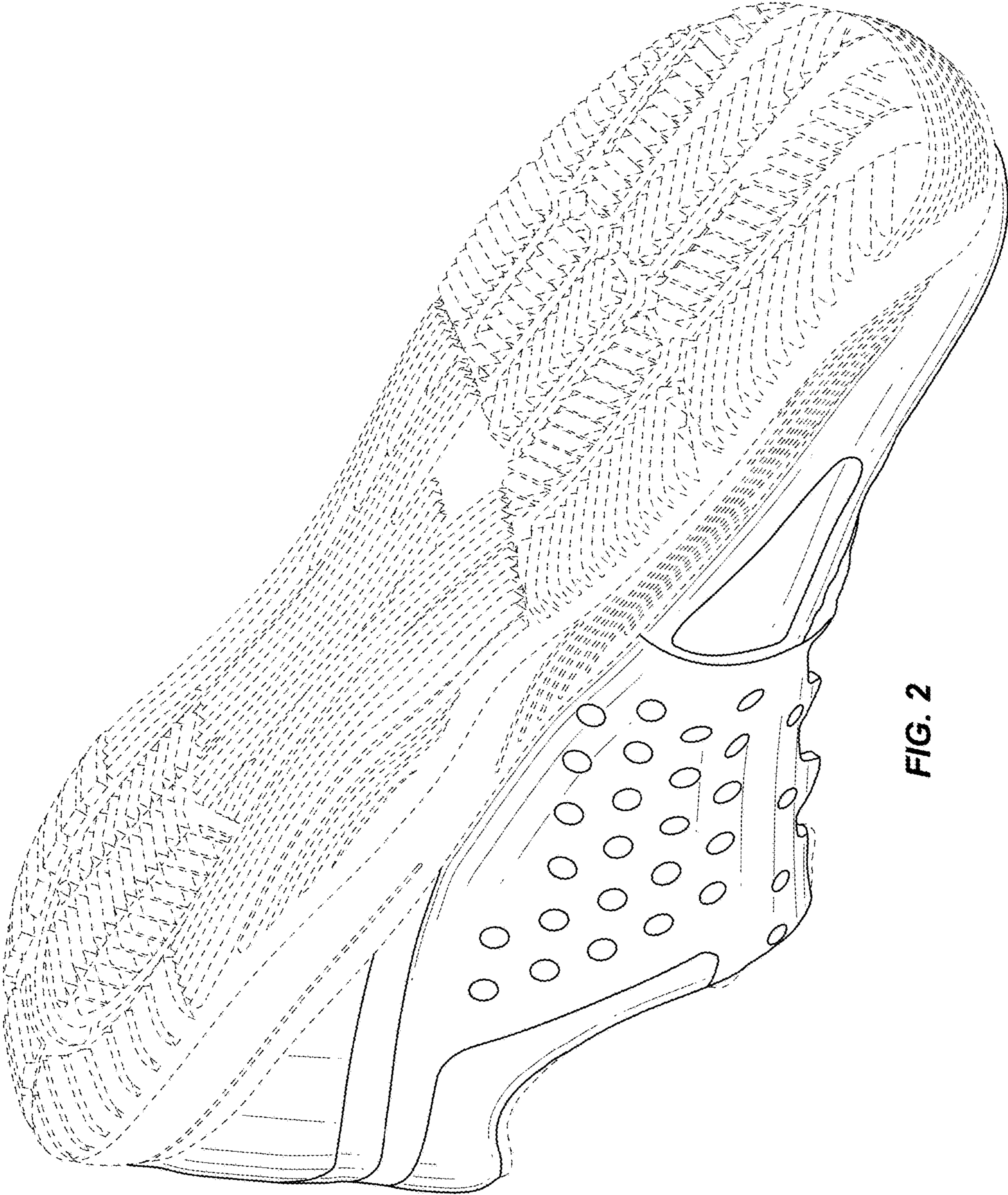


FIG. 2




FIG. 3

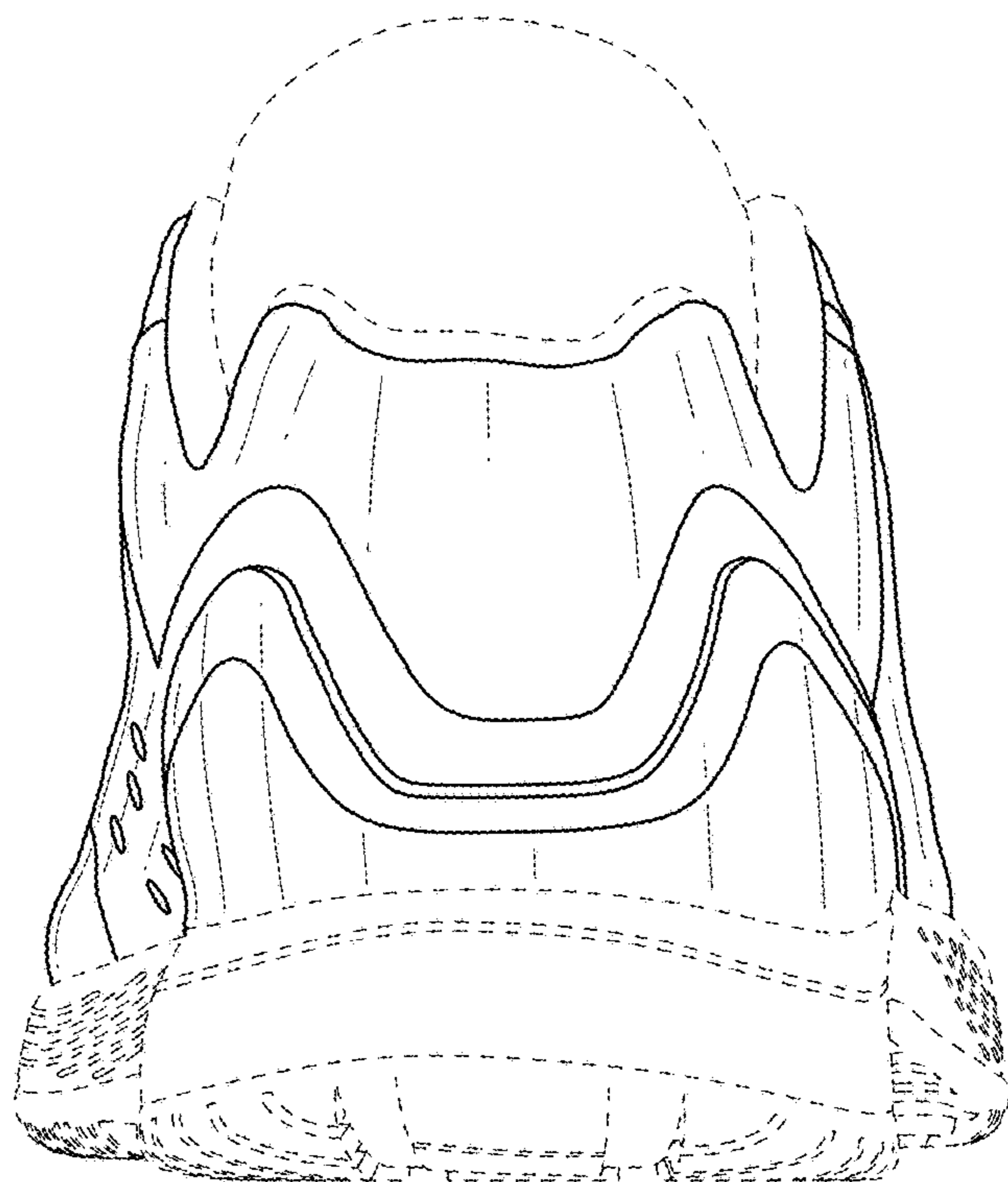


FIG. 4

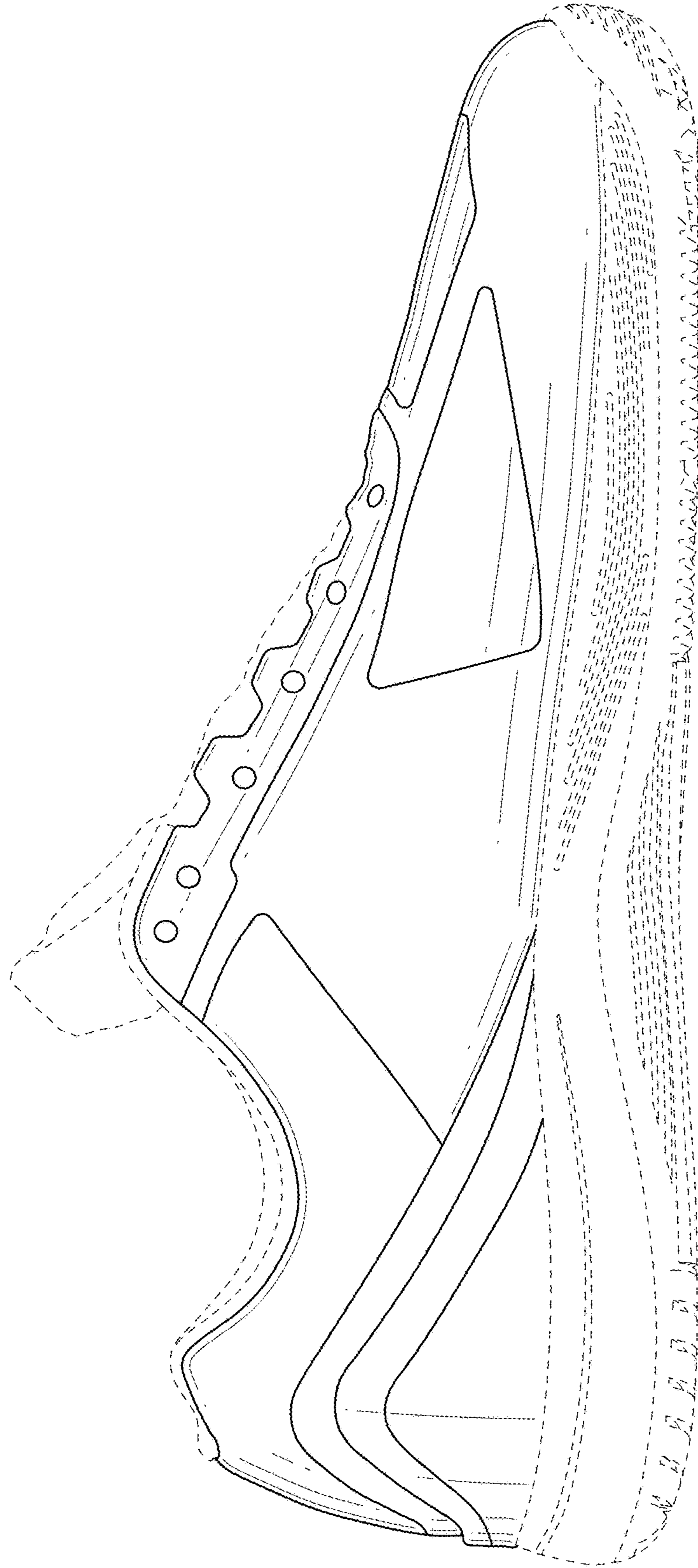


FIG. 5

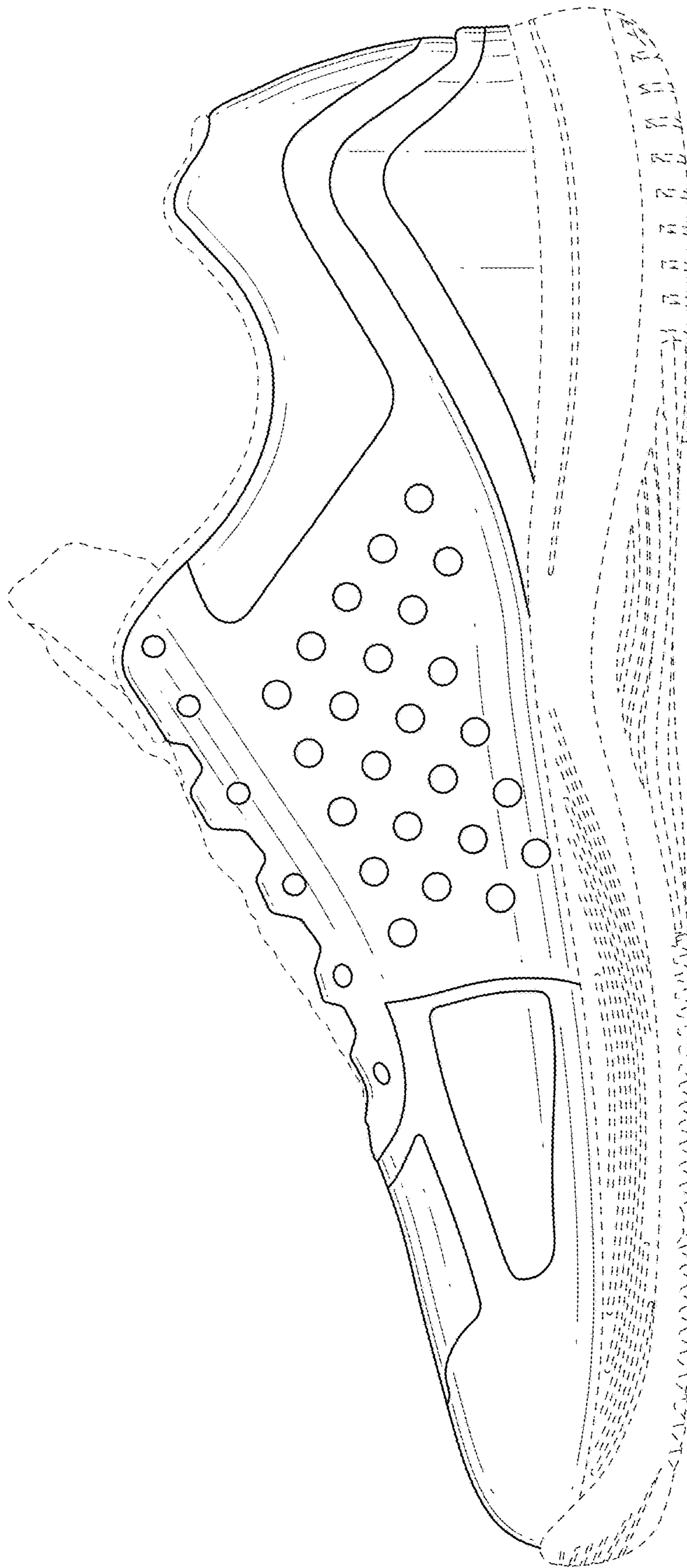


FIG. 6

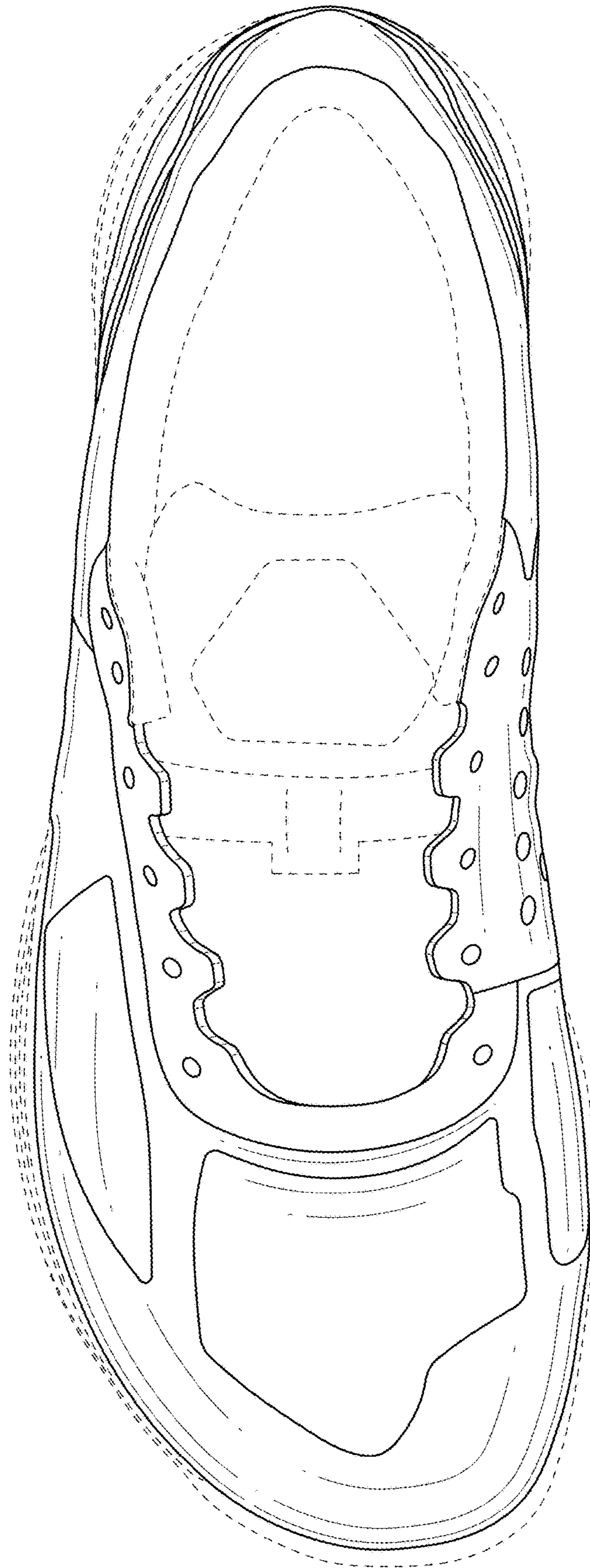


FIG. 7

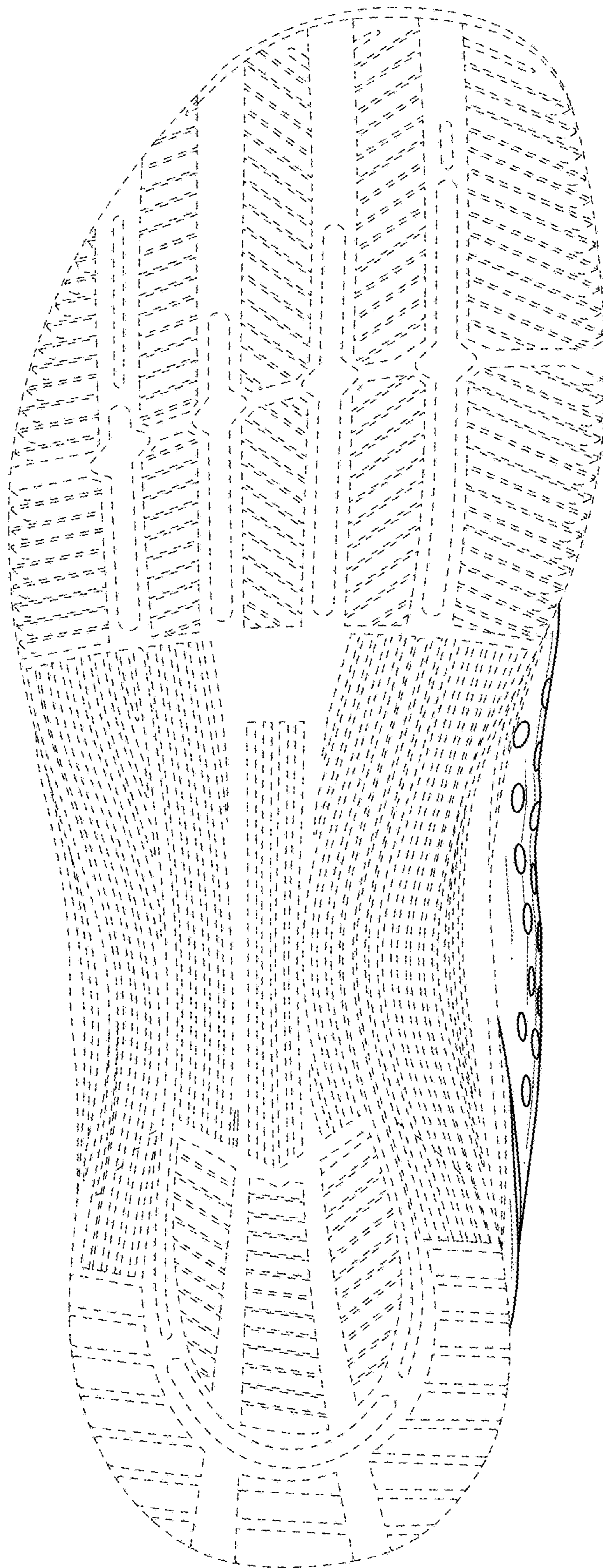


FIG. 8