

US00D867735S

(12) **United States Design Patent** (10) **Patent No.:** **US D867,735 S**
Owens (45) **Date of Patent:** **** Nov. 26, 2019**

(54) **SOLE FOR A SHOE**
(71) Applicant: **Skorpio Ltd.**, Lugano (CH)
(72) Inventor: **Richard Saturnino Owens**, Paris (FR)
(73) Assignee: **SKORPIO LTD.**, Lugano (CH)
(**) Term: **15 Years**
(21) Appl. No.: **29/631,893**
(22) Filed: **Jan. 3, 2018**

6,295,742 B1 * 10/2001 Bathum A43B 5/001
36/59 C
D450,428 S * 11/2001 Cretinon D2/947
D461,946 S * 8/2002 Burt D2/951
D496,148 S * 9/2004 Kayano D2/953
D509,345 S * 9/2005 Munns D2/953
D545,534 S * 7/2007 McClaskie D2/953
D547,037 S * 7/2007 Nakano D2/954
D547,038 S * 7/2007 Nakano D2/957
D563,637 S * 3/2008 Nakano D2/951
D643,190 S * 8/2011 McClaskie D2/951
D643,599 S * 8/2011 Fontanarosa D2/916
D664,340 S * 7/2012 McClaskie D2/951

(Continued)

(30) **Foreign Application Priority Data**

Dec. 22, 2017 (JP) 2017-028699

(51) **LOC (12) Cl.** **02-04**

(52) **U.S. Cl.**
USPC **D2/951; D2/947; D2/957**

(58) **Field of Classification Search**
USPC D2/902, 906, 908, 916, 918, 925,
D2/946-962, 977; 36/3 B, 22 R, 24.5,
36/25 R, 28, 32 R, 34 R, 59 C, 67 A, 103
CPC A43B 13/00; A43B 13/02; A43B 13/023;
A43B 13/026; A43B 13/04; A43B 13/08;
A43B 13/10; A43B 13/12; A43B 13/14;
A43B 13/141; A43B 13/143; A43B
13/16; A43B 13/18; A43B 13/181; A43B
13/187; A43B 13/189; A43B 13/20; A43B
13/22; A43B 13/223; A43B 13/24; A43B
13/28; A43B 13/30; A43B 13/32; A43B
13/34; A43B 13/36
See application file for complete search history.

(56) **References Cited**

U.S. PATENT DOCUMENTS

D390,691 S * 2/1998 Kayano D2/951
D402,448 S * 12/1998 Kayano D2/953
D420,497 S * 2/2000 Panella D2/947
D440,749 S * 4/2001 Rogers D2/953

OTHER PUBLICATIONS

Skorpio Ltd., Certification to Apply for Exception to Lack of Novelty of Design, filed in Japanese design application No. 2017-028699 (to which foreign priority is claimed in this instant application), executed on Dec. 21, 2017.

Primary Examiner — T Chase Nelson
(74) *Attorney, Agent, or Firm* — Fross Zelnick Lehrman & Zissu, P.C.; Lawrence E. Apolzon, Esq.

(57) **CLAIM**

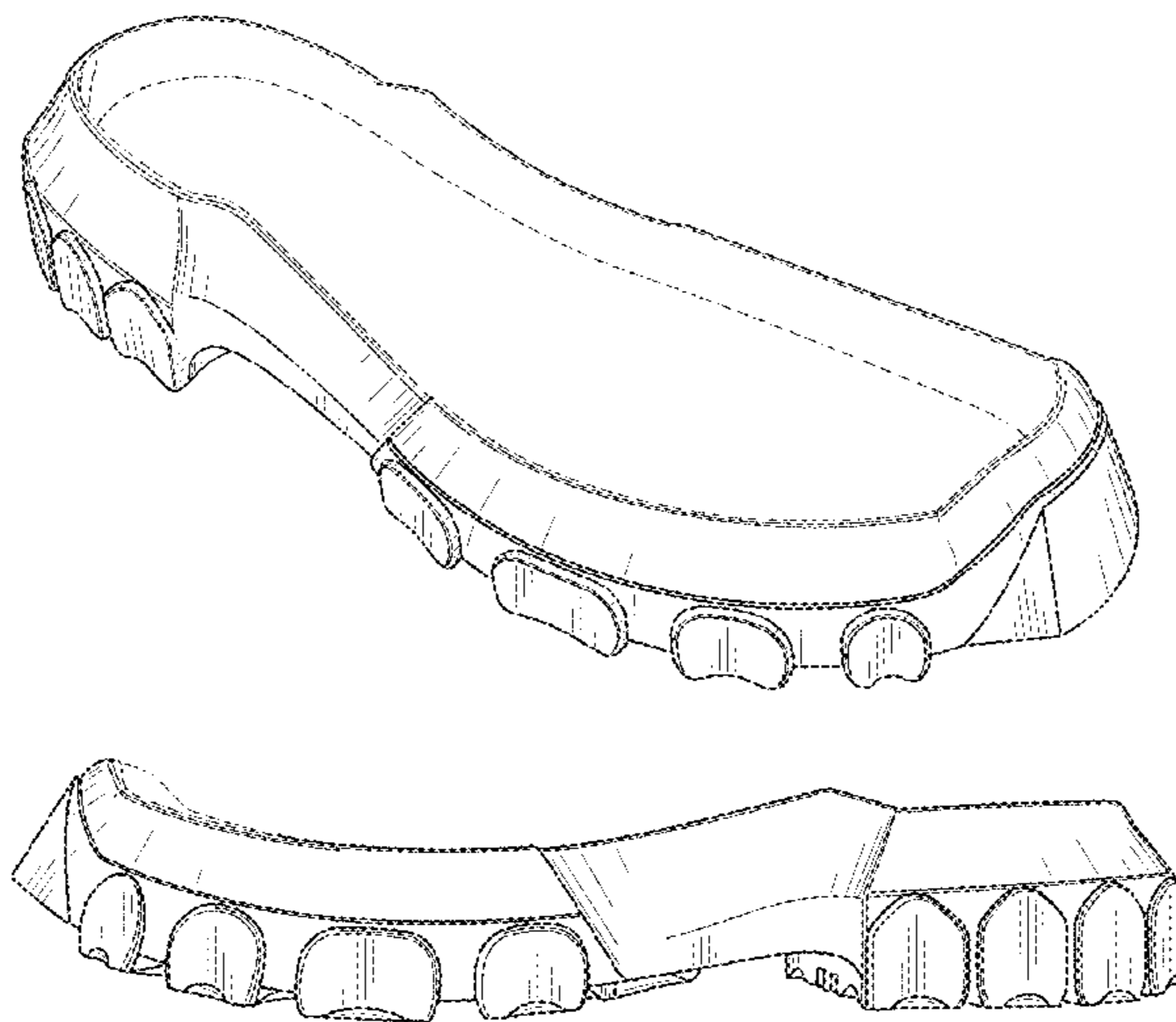
The ornamental design for a sole for a shoe, as shown and described.

DESCRIPTION

FIG. 1 is a front perspective view of a sole for a shoe showing my new design;
FIG. 2 is another front perspective view thereof;
FIG. 3 is a front view thereof;
FIG. 4 is a back view thereof;
FIG. 5 is a left side view thereof;
FIG. 6 is a right side view thereof;
FIG. 7 is a top view thereof; and,
FIG. 8 is a bottom view thereof.

The broken lines showing of portions of the sole in the drawings show unclaimed subject matter.

1 Claim, 8 Drawing Sheets



(56)

References Cited

U.S. PATENT DOCUMENTS

D664,750 S * 8/2012 McClaskie D2/951
D695,505 S * 12/2013 Hansen D2/951
D699,420 S * 2/2014 Teteriatnikov D2/947
D717,527 S * 11/2014 Truelsen D2/951
D728,910 S * 5/2015 Hansen D2/951
D740,530 S * 10/2015 Truelsen D2/951
D789,048 S * 6/2017 Lee A43B 5/001
D2/912
D810,406 S * 2/2018 Teteriatnikov D2/947
D811,705 S * 3/2018 Hughes D2/957
D818,683 S * 5/2018 Marvin D2/947
D822,968 S * 7/2018 Moranges D2/957
2003/0093922 A1 * 5/2003 Delgorgue A43B 13/223
36/59 R
2016/0353834 A1 * 12/2016 Luedecke A43B 13/16
2018/0279720 A1 * 10/2018 Iuchi A43B 1/04

* cited by examiner

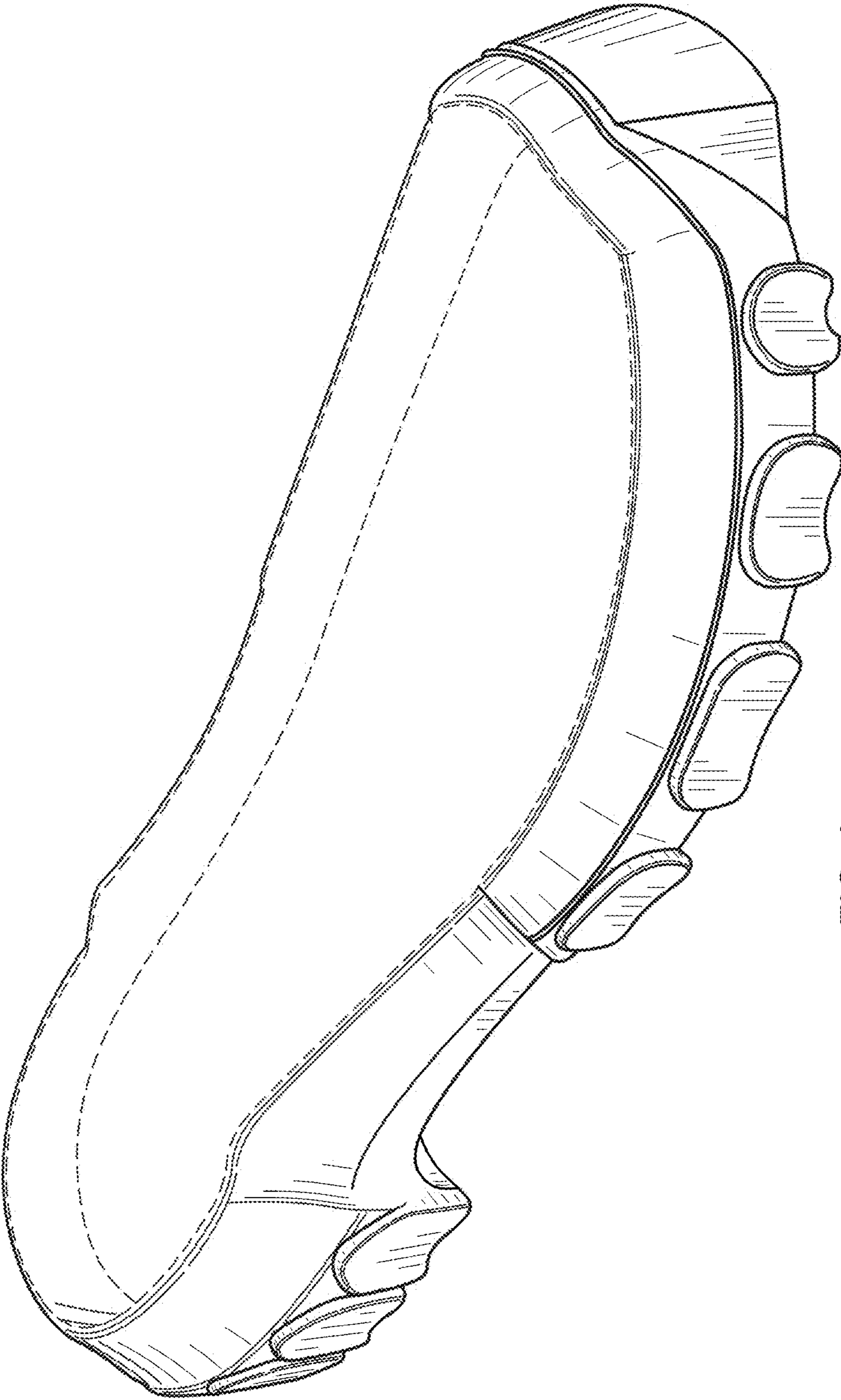


FIG. 1

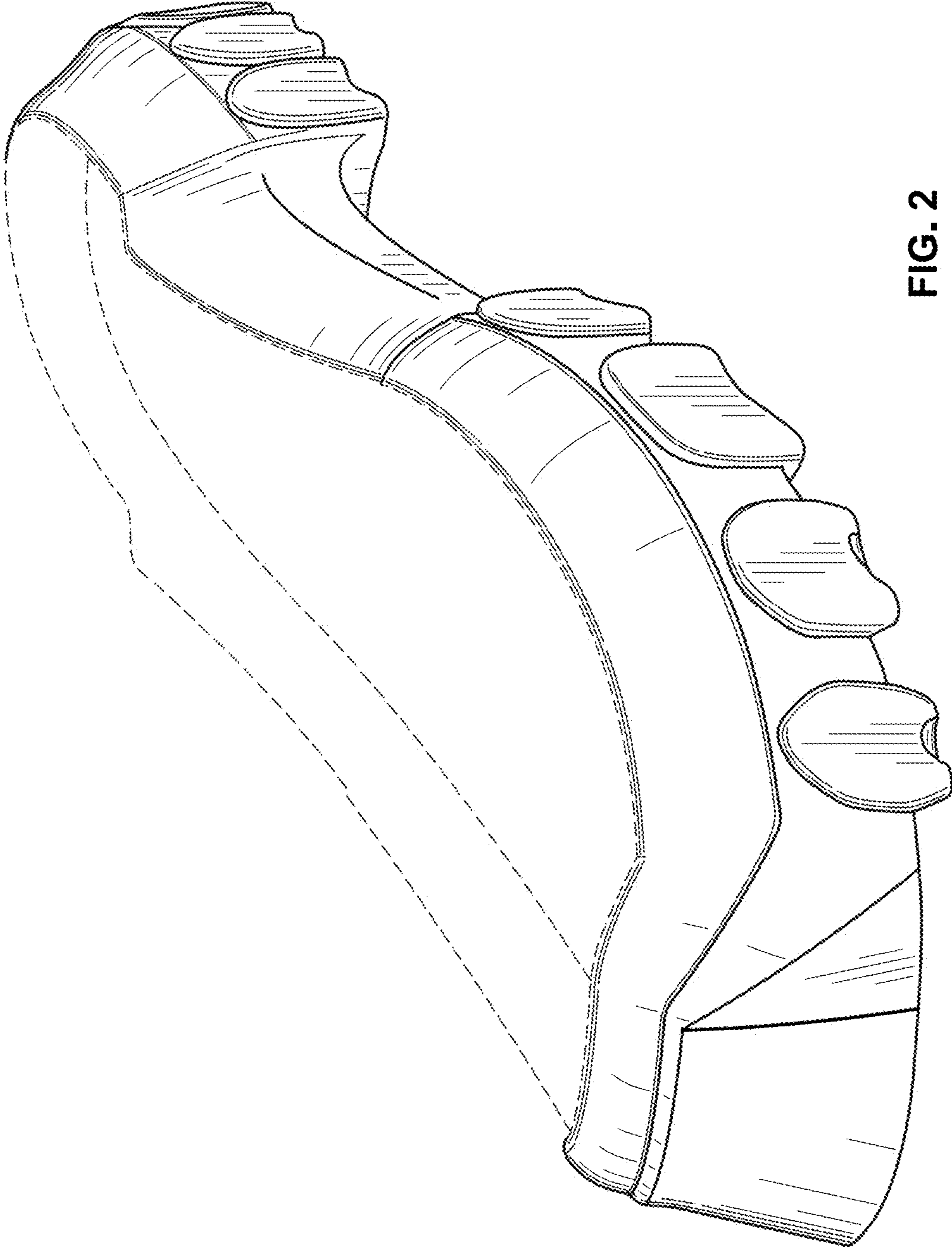


FIG. 2

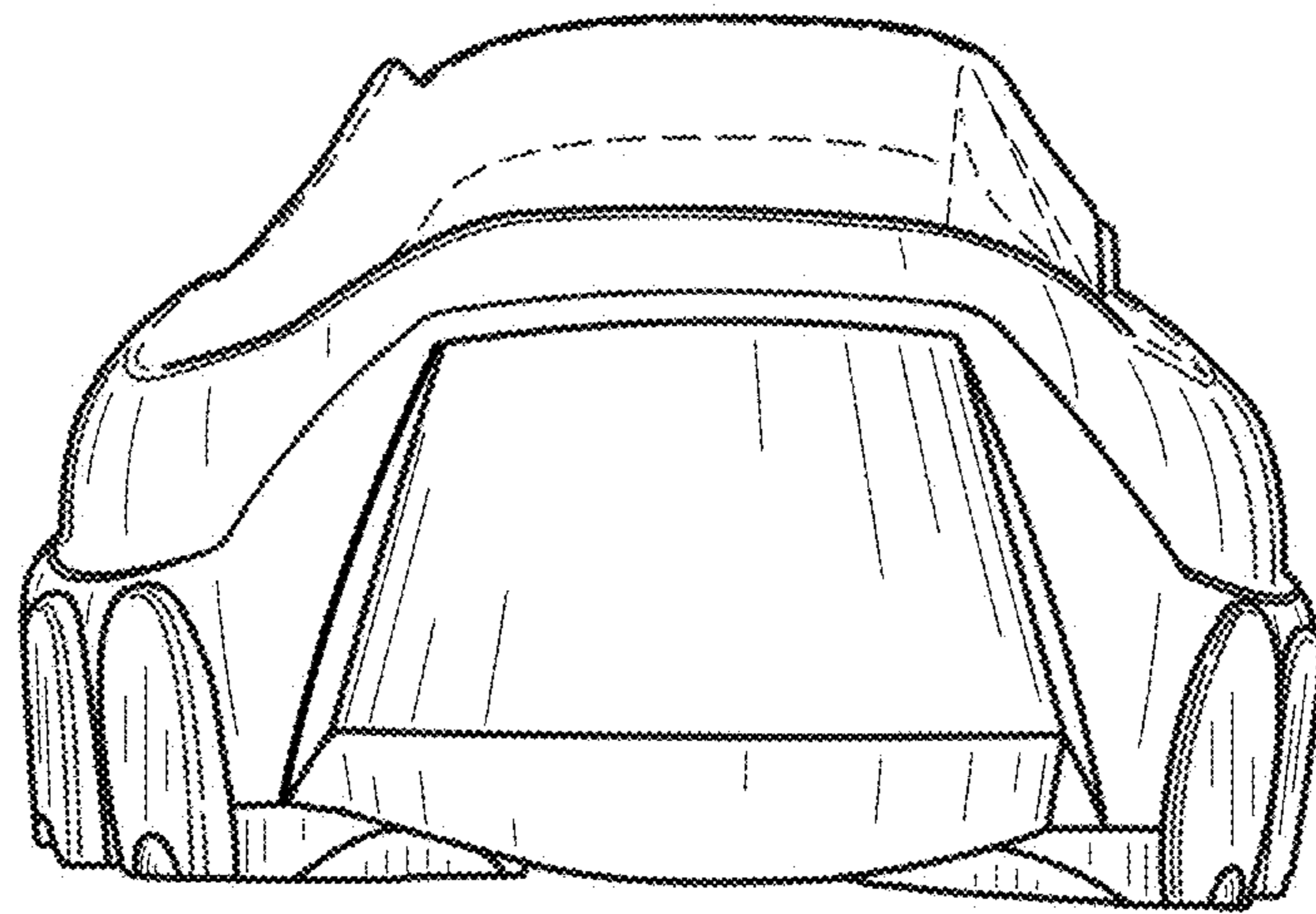


FIG. 3

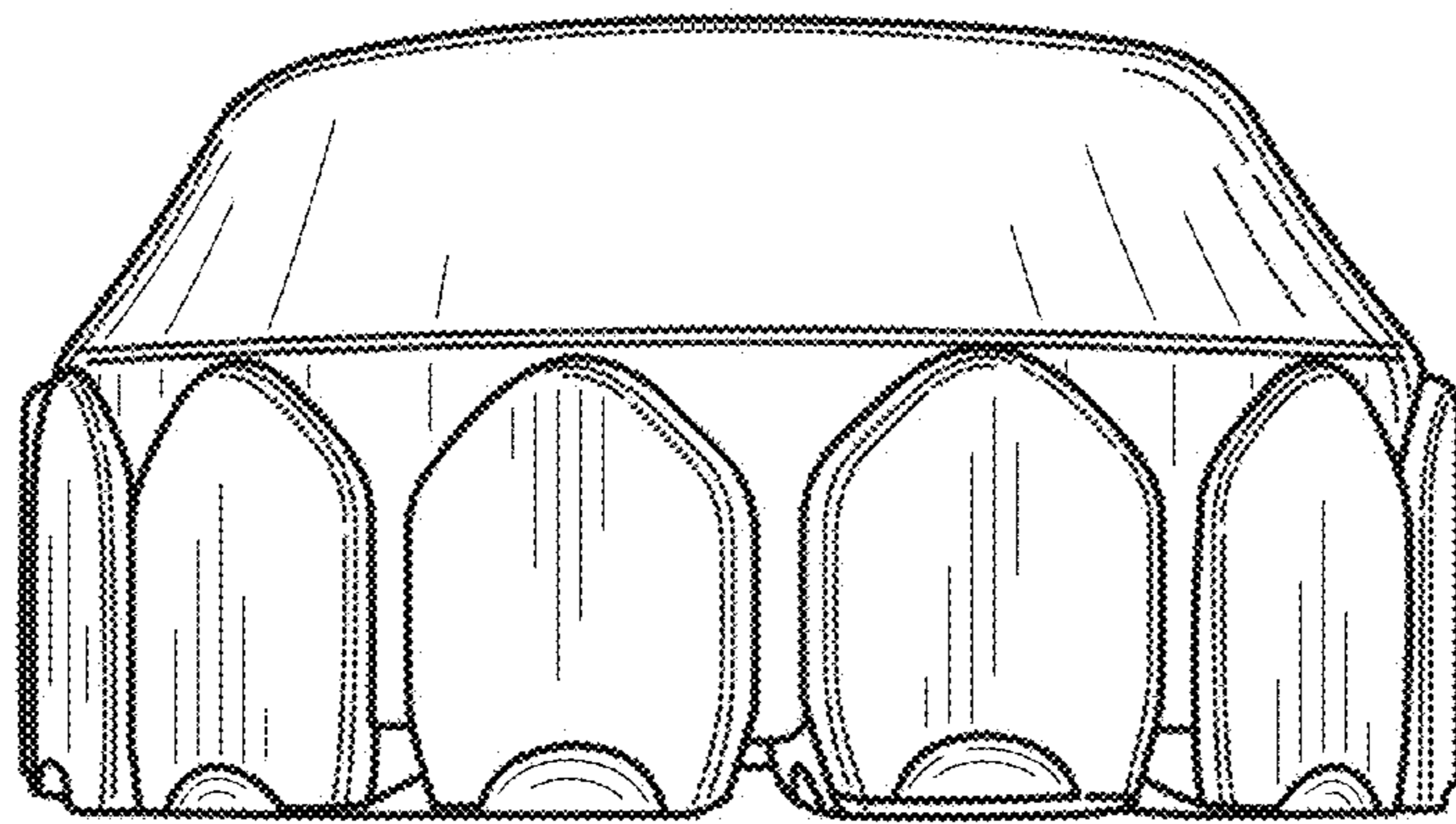


FIG. 4

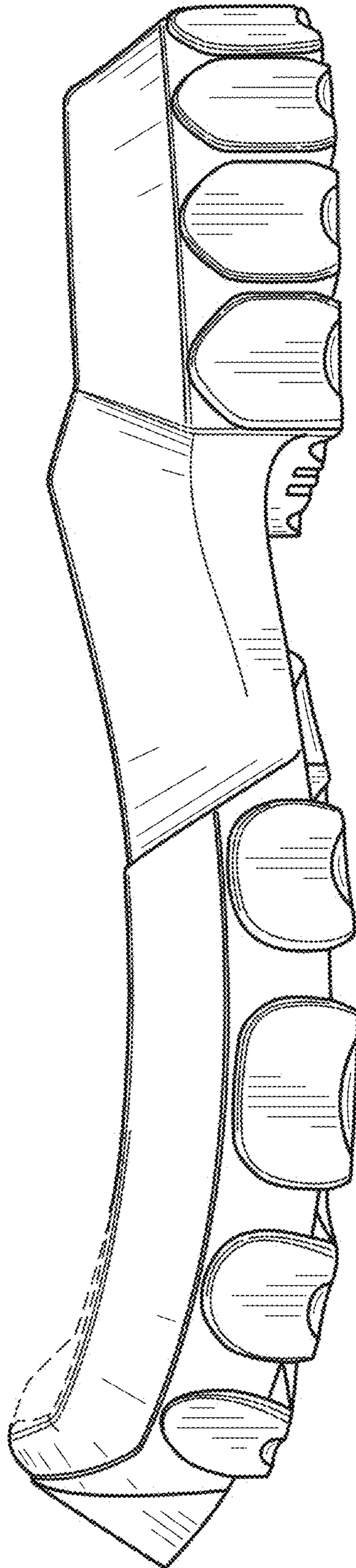


FIG. 5

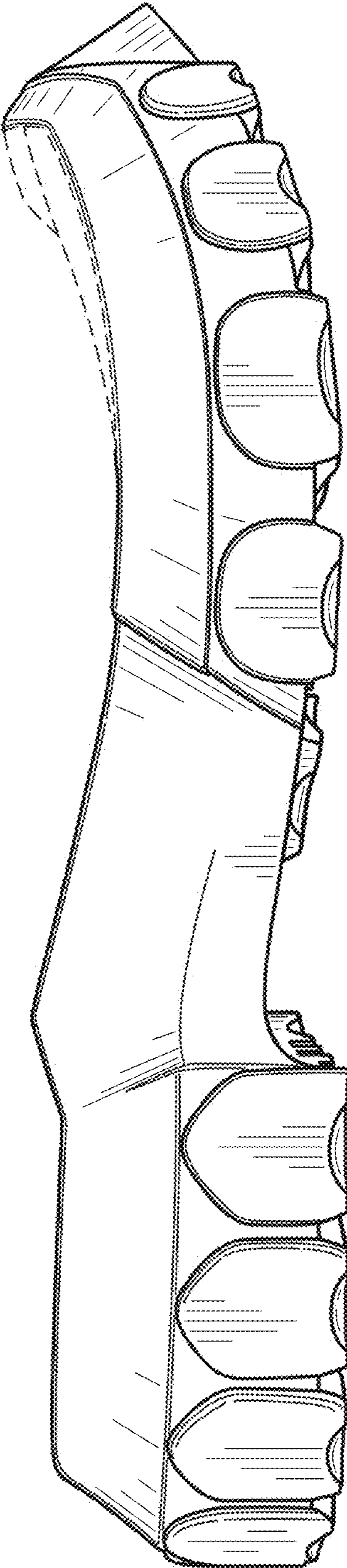


FIG. 6

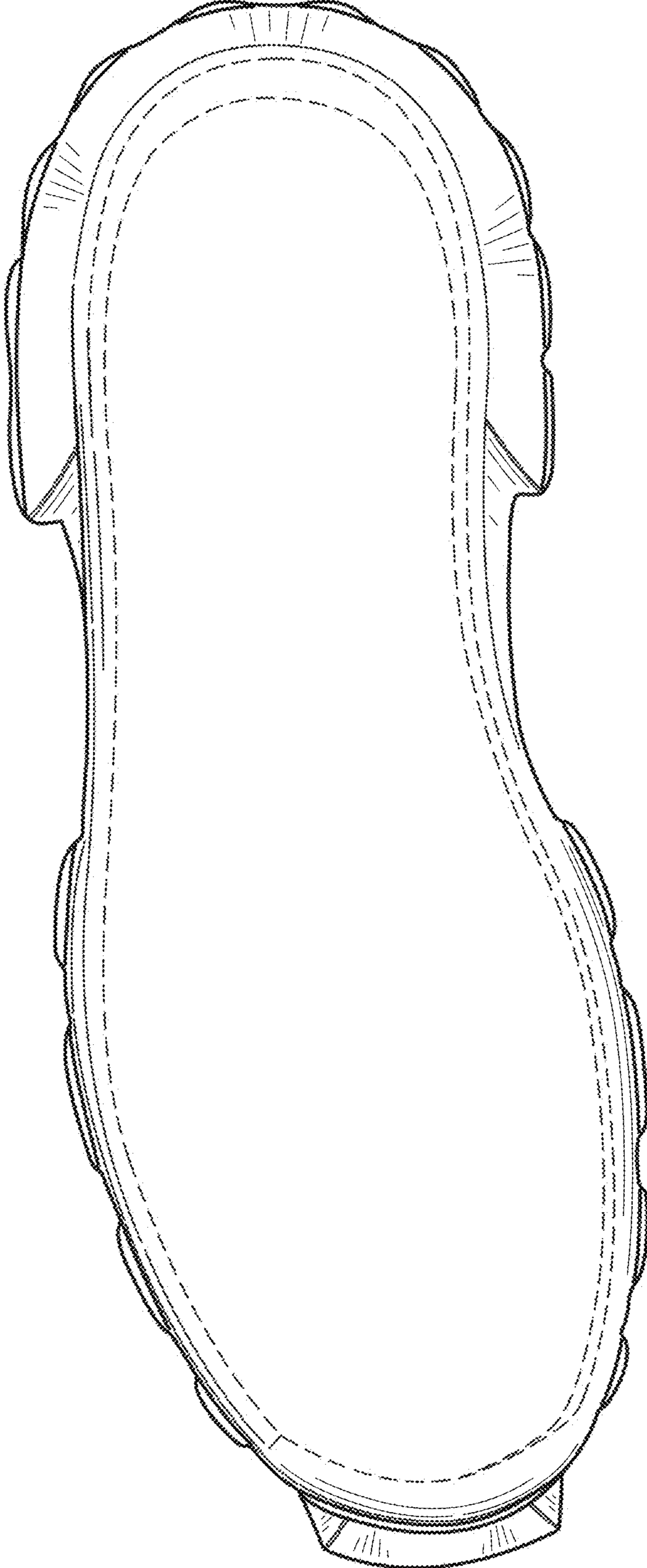


FIG. 7

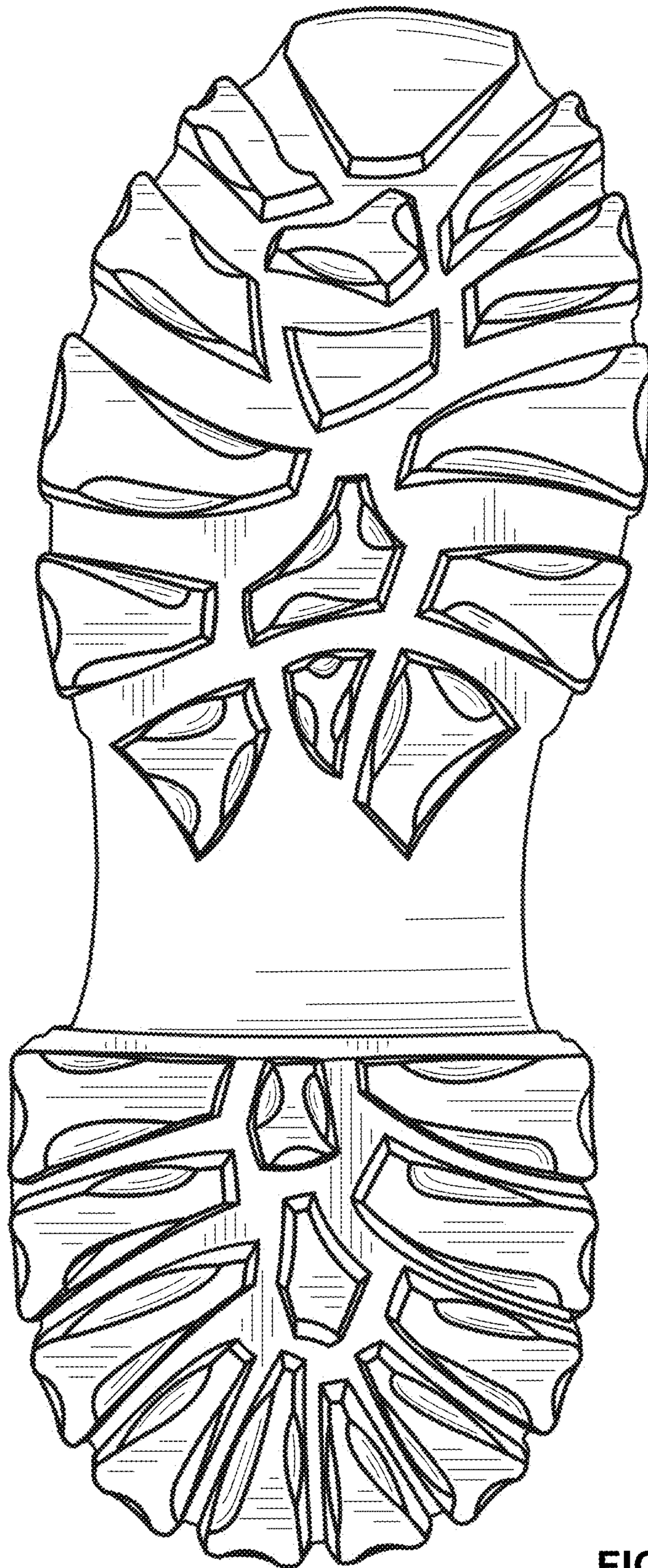


FIG. 8