

US00D867732S

(12) **United States Design Patent** (10) **Patent No.:** **US D867,732 S**  
**Matis et al.** (45) **Date of Patent:** **\*\* Nov. 26, 2019**

(54) **FOOTWEAR UPPER**  
(71) Applicant: **Wolverine Outdoors, Inc.**, Rockford, MI (US)  
(72) Inventors: **Clark A. Matis**, Durango, CO (US); **Martin W. F. Dean**, Hertfordshire (GB)  
(73) Assignee: **Wolverine Outdoors, Inc.**, Rockford, MI (US)  
(\*\*) Term: **15 Years**  
(21) Appl. No.: **29/662,263**  
(22) Filed: **Sep. 4, 2018**  
(51) **LOC (12) Cl.** ..... **02-04**  
(52) **U.S. Cl.**  
USPC ..... **D2/923; D2/896**  
(58) **Field of Classification Search**  
USPC ..... D2/896-900, 916, 917, 923, 942-944, D2/946-96, 969, 972, 976  
CPC ..... A43B 1/10; A43B 3/10; A43B 3/12  
See application file for complete search history.

(56) **References Cited**  
U.S. PATENT DOCUMENTS  
D432,781 S \* 10/2000 Hardy ..... D2/972  
D476,797 S 7/2003 Schenone  
6,993,858 B2 2/2006 Seamans  
D517,789 S 3/2006 Seamans  
7,140,129 B2 \* 11/2006 Newson ..... A43B 5/18  
36/100  
7,146,751 B2 12/2006 Seamans  
D541,519 S 5/2007 Belley et al.  
D549,937 S 9/2007 Matis et al.  
D549,938 S 9/2007 Belley et al.  
D550,440 S 9/2007 Matis et al.  
D551,435 S 9/2007 Belley et al.  
D554,338 S 11/2007 Matis et al.

D563,082 S 3/2008 Seamans  
D564,739 S 3/2008 Belley et al.  
D567,494 S 4/2008 McCullough  
D572,447 S 7/2008 Schoenborn et al.  
D576,389 S 9/2008 Del Biondi et al.  
D578,279 S 10/2008 Del Biondi et al.  
D580,133 S 11/2008 Schoenborn et al.  
D580,134 S 11/2008 Belley et al.  
D609,895 S 2/2010 Andersen et al.  
7,681,331 B2 3/2010 Bathum  
D651,385 S \* 1/2012 Menghi ..... A43B 5/18  
D2/923  
D668,027 S \* 10/2012 Millieret ..... D2/925  
8,333,022 B2 12/2012 Crowley, II et al.  
D698,531 S \* 2/2014 Lock ..... D2/896  
D710,577 S \* 8/2014 Lock ..... D2/939

(Continued)

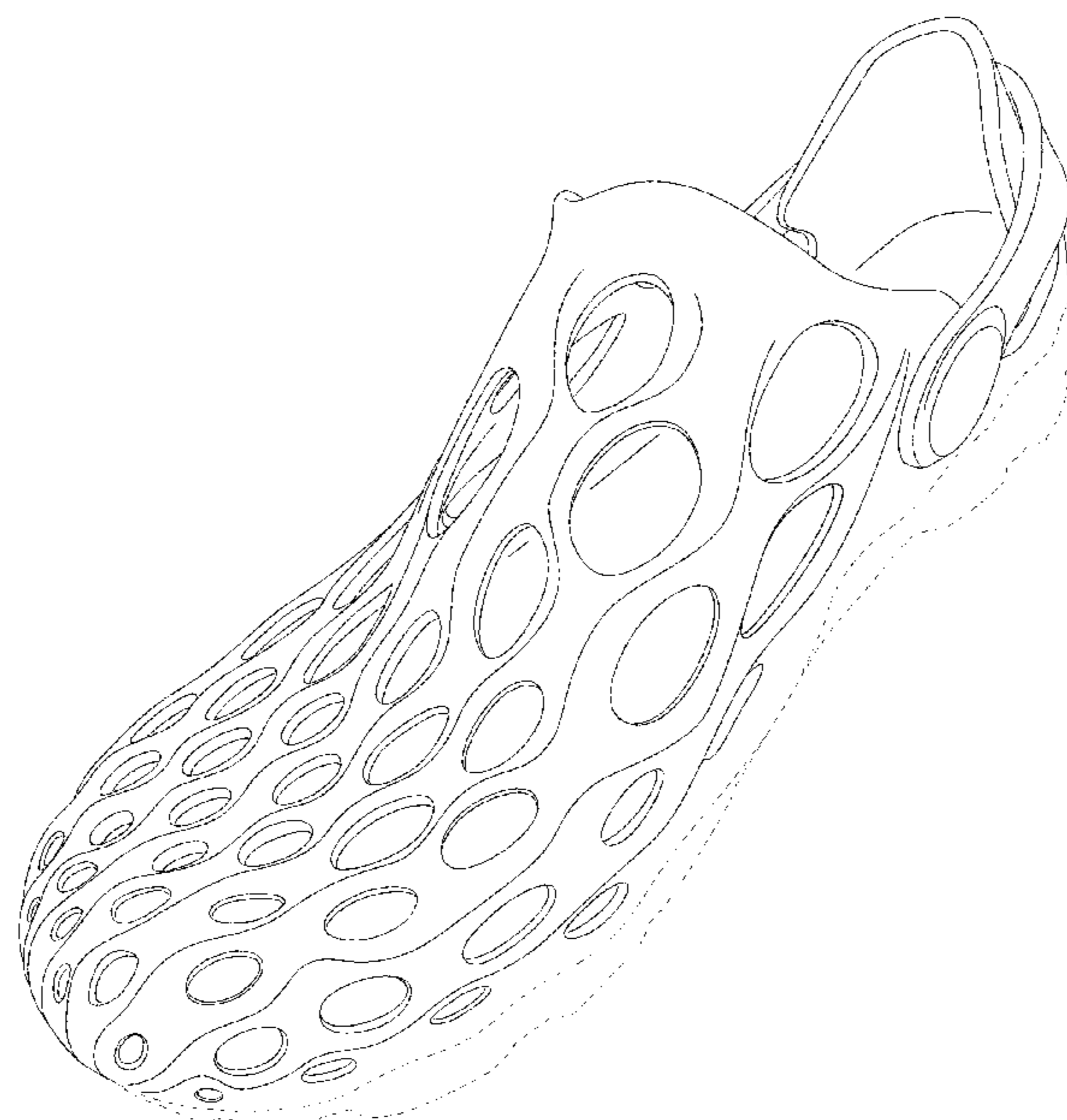
*Primary Examiner* — Rashida C. Walshon  
(74) *Attorney, Agent, or Firm* — Warner Norcross + Judd LLP

(57) **CLAIM**  
The ornamental design for footwear upper, as shown and described.

**DESCRIPTION**

FIG. 1 is a perspective view of the footwear upper embodying the new design;  
FIG. 2 is a top view thereof;  
FIG. 3 is a right side view thereof;  
FIG. 4 is a left side view thereof;  
FIG. 5 is a front view thereof; and,  
FIG. 6 is a rear view thereof.  
FIGS. 1-6 show features of an article of footwear in broken lines. These features are shown for environmental purposes and do not form any part of the claimed design. Further, the broken lines immediately adjacent the solid-line portions of the design form the boundary of the design, with the broken lines forming no part of the claimed design.

**1 Claim, 5 Drawing Sheets**



(56)

**References Cited**

U.S. PATENT DOCUMENTS

D721,473 S *	1/2015	Kue .....	D2/923
D722,747 S *	2/2015	Kue .....	D2/923
D753,377 S *	4/2016	Bigolin .....	D2/907
D802,904 S	11/2017	Del Biondi et al.	

\* cited by examiner

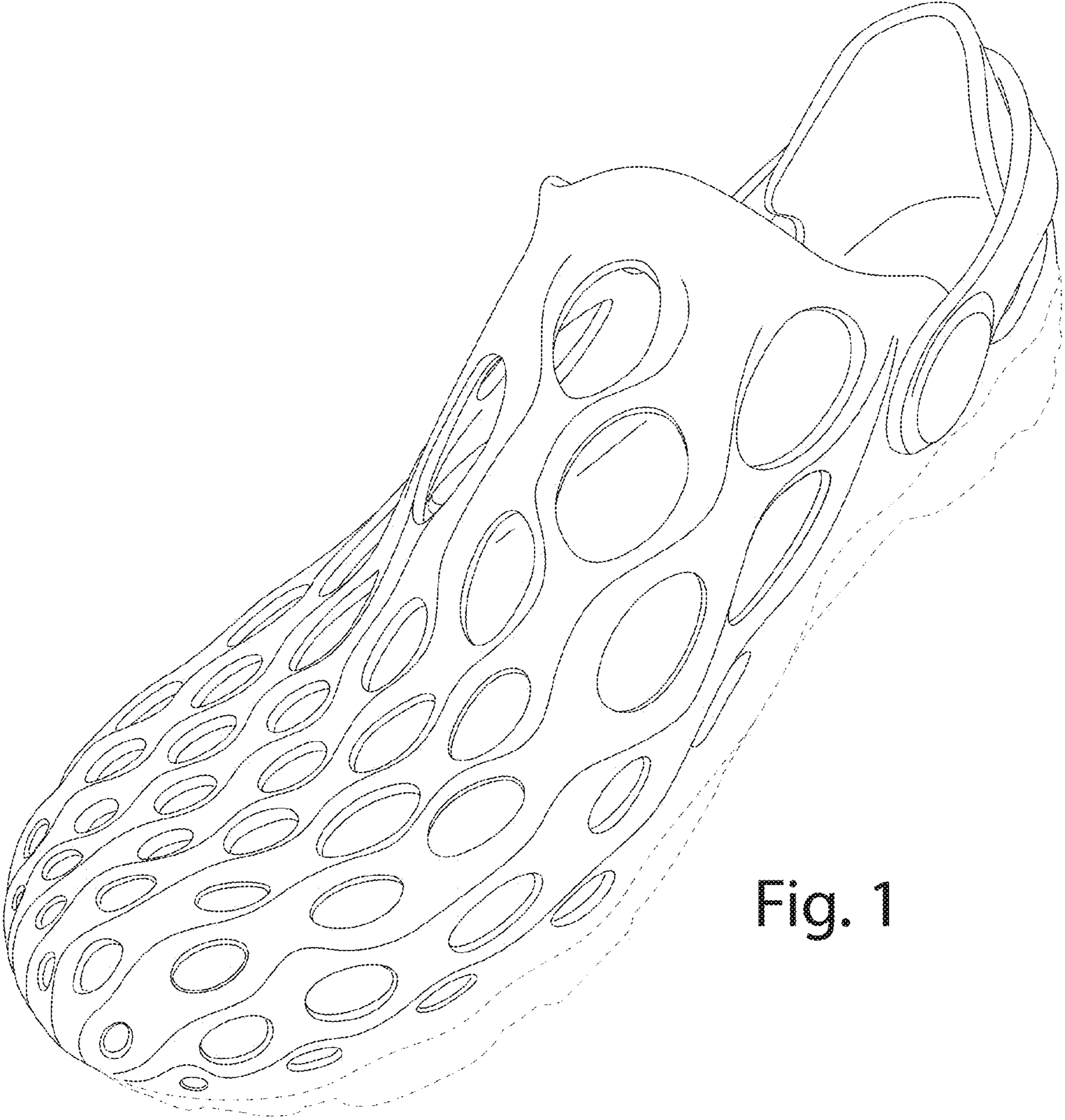


Fig. 1

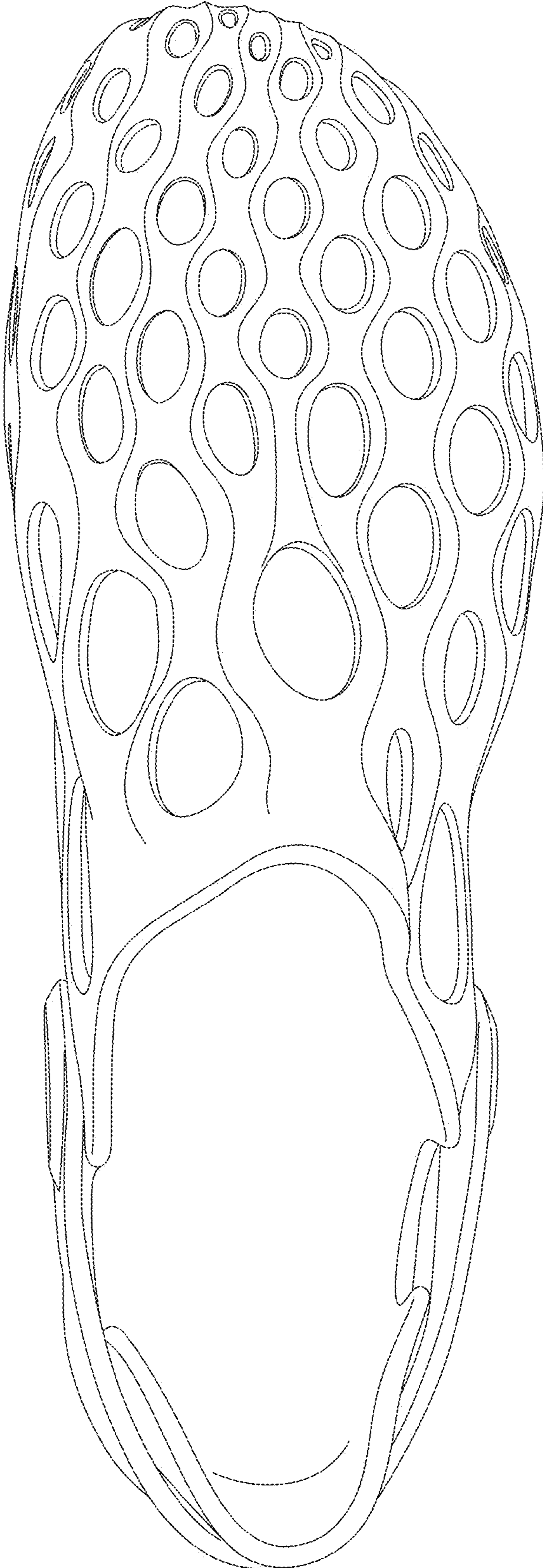


Fig. 2

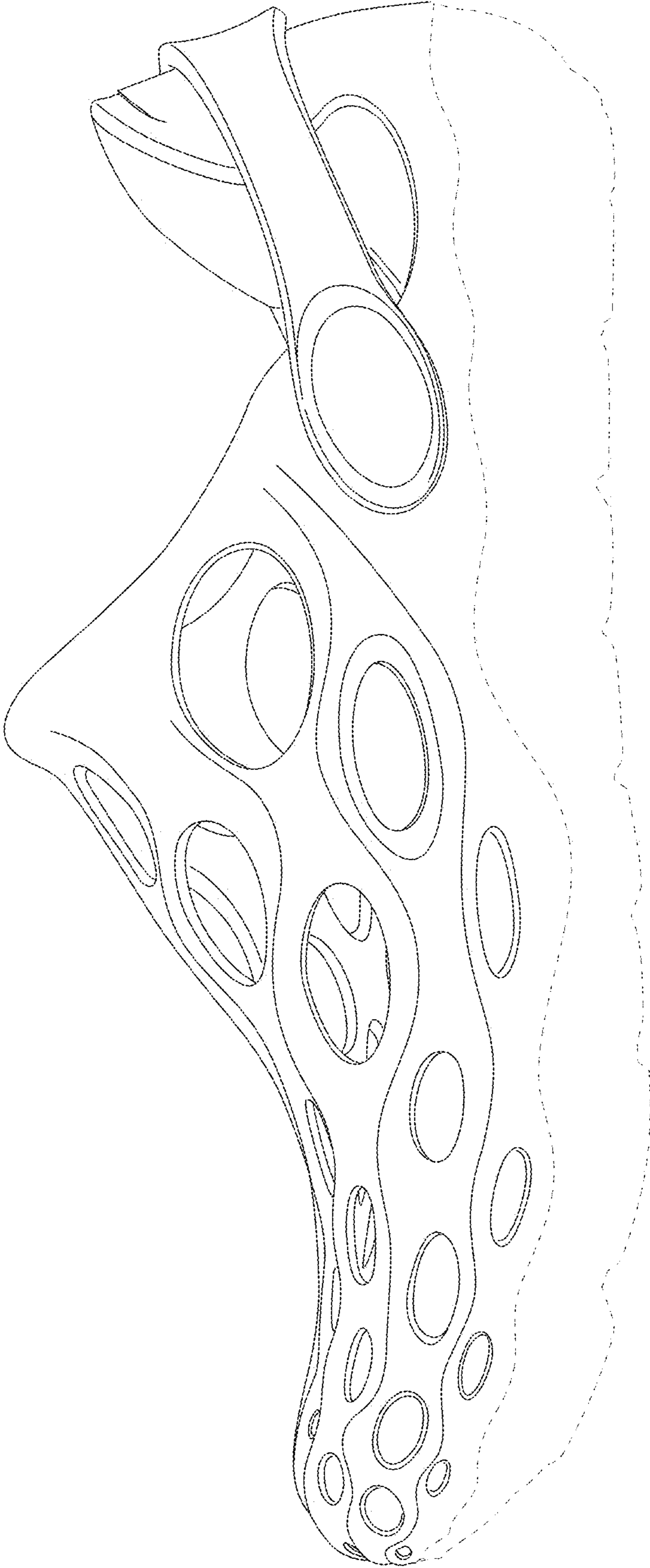


Fig. 3

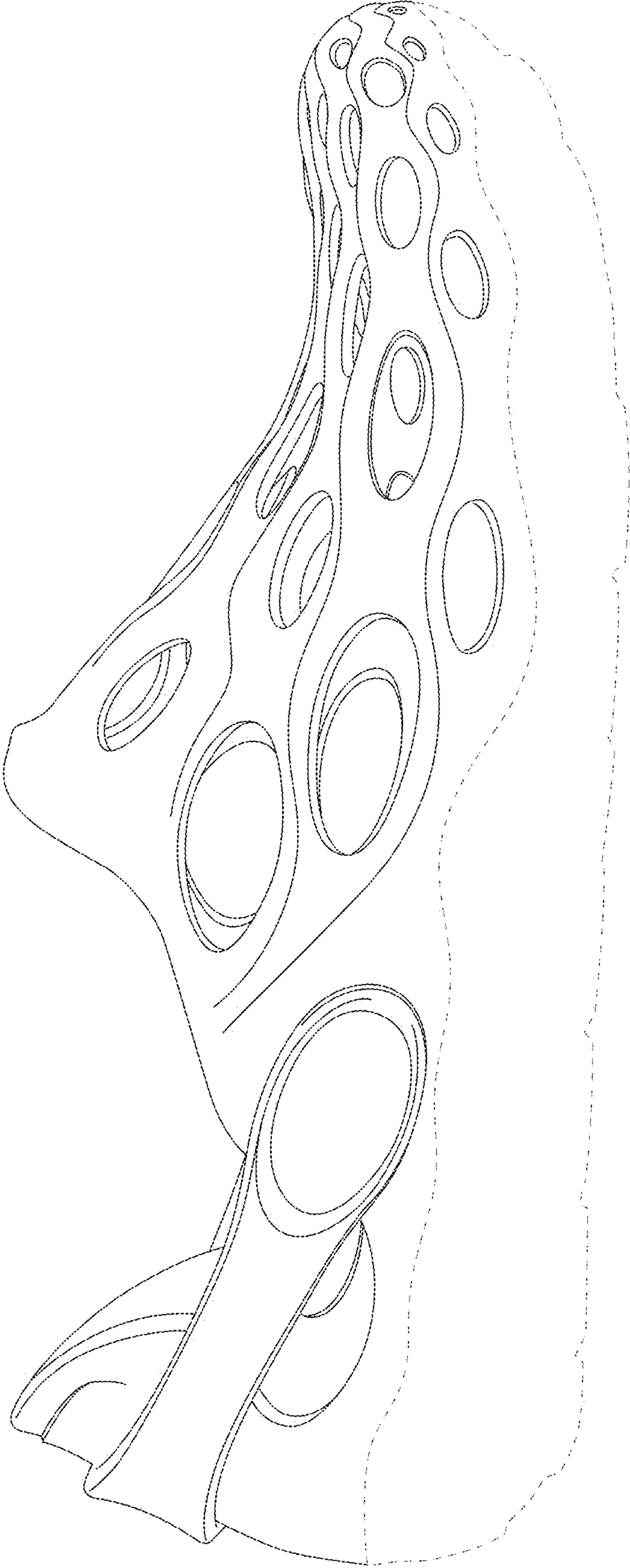


Fig. 4

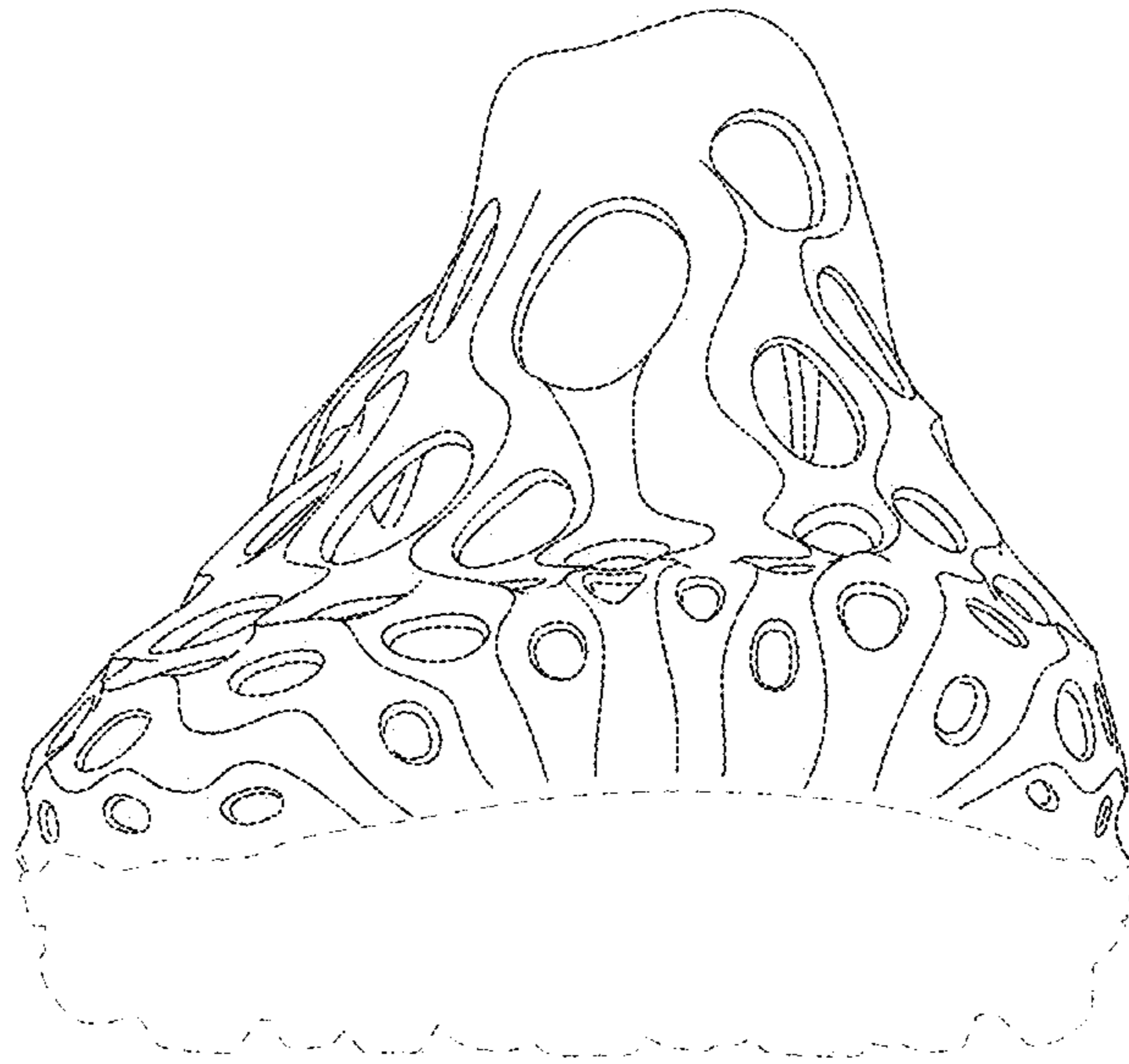


Fig. 5

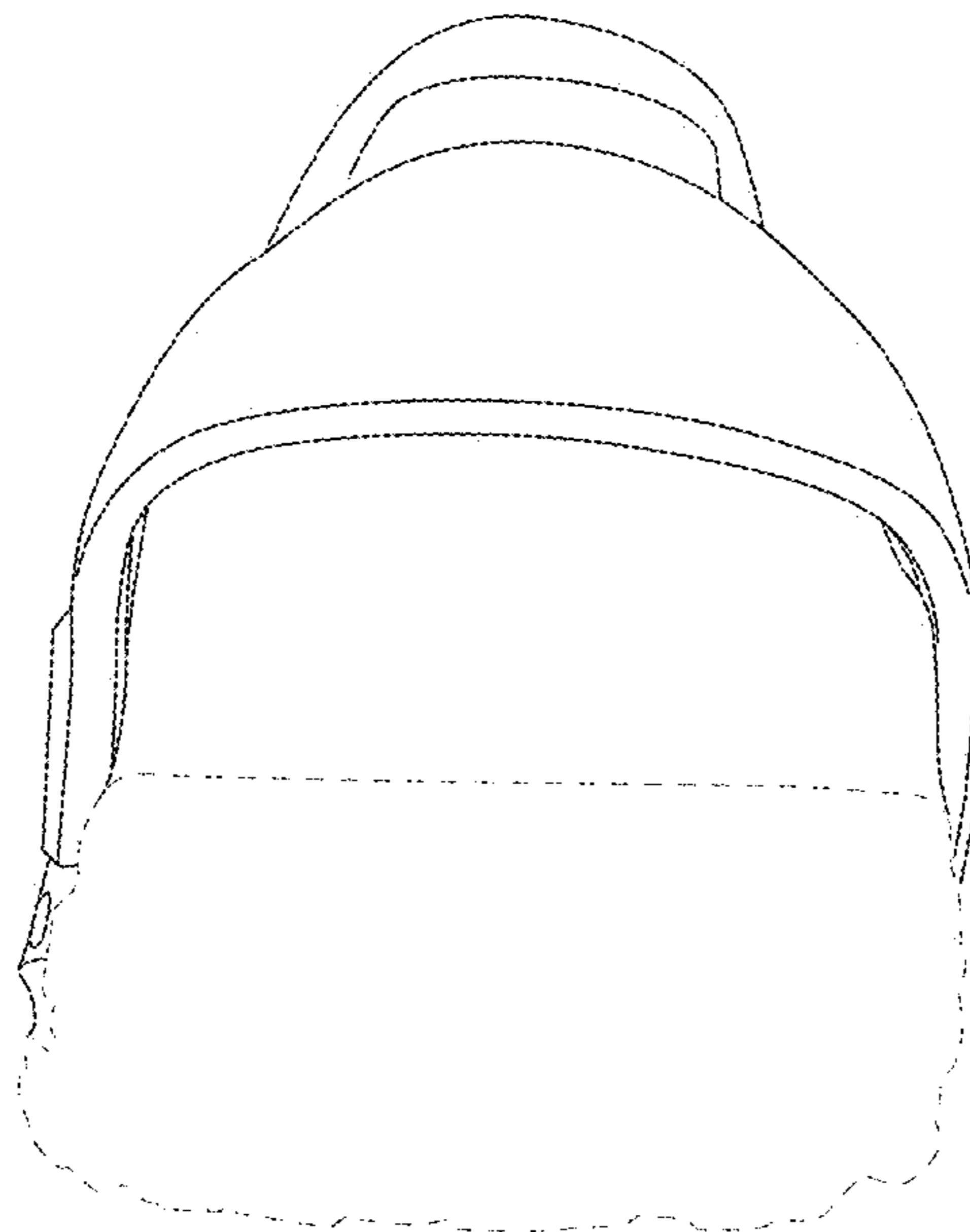


Fig. 6