



US00D867729S

(12) **United States Design Patent** (10) **Patent No.:** **US D867,729 S**
Dean (45) **Date of Patent:** **** Nov. 26, 2019**

(54) **SHOE UPPER**

FOREIGN PATENT DOCUMENTS

(71) Applicant: **Brooks Sports, Inc.**, Seattle, WA (US)

CN 302582129 * 9/2013
KR 300482248.0000 * 3/2008

(72) Inventor: **Todd Dean**, Seattle, WA (US)

(73) Assignee: **Brooks Sports, Inc.**, Seattle, WA (US)

(**) Term: **15 Years**

OTHER PUBLICATIONS

(21) Appl. No.: **29/624,930**

Adrenaline GTS 18 posted by Brooks posted date Jun. 25, 2017, © Amazon, [online], [site visited Nov. 7, 2018]. Available from Internet, <https://www.amazon.com/Brooks-Mens-Adrenaline-GTS-18/dp/B0771SLY7C> (Year: 2017).*

(22) Filed: **Nov. 6, 2017**

Outdoor Retailer posted by Road Trail Run posted date Jul. 27, 2017, © YouTube, [online], [site visited Nov. 7, 2018]. Available from Internet, <https://www.youtube.com/watch?v=HY3FxabSmmU> (Year: 2017).*

(51) **LOC (12) Cl.** **02-04**

(52) **U.S. Cl.**

USPC **D2/902**

(58) **Field of Classification Search**

USPC D2/902-922, 923-943, 944-964,
D2/965-985

CPC A43B 1/0036; A43B 21/00; A43B 21/02;
A43B 21/06; A43B 9/14; A43B 1/0045;
A43B 13/10; A43B 23/06; A43B 23/07;
A43B 5/12

See application file for complete search history.

* cited by examiner

Primary Examiner — Garth Rademaker

Assistant Examiner — Laura H Yu

(74) *Attorney, Agent, or Firm* — Cozen O'Connor

(57) **CLAIM**

The ornamental design for a shoe upper, substantially as shown and described.

DESCRIPTION

(56) **References Cited**

U.S. PATENT DOCUMENTS

D633,284 S	*	3/2011	Opie	D2/908
D663,934 S	*	7/2012	Bacon	D2/906
D744,728 S	*	12/2015	Remmele	D2/908
D758,056 S	*	6/2016	Galway	D2/944
D779,791 S	*	2/2017	Mason	D2/902
D793,062 S	*	8/2017	Nethongkome	D2/972
D814,776 S	*	4/2018	Odinot	D2/972
D815,413 S	*	4/2018	Weddle	D2/969
D834,294 S	*	11/2018	Small	D2/969

FIG. 1 is a perspective view of a shoe upper, showing my new design.

FIG. 2 is a front view thereof.

FIG. 3 is a rear view thereof.



FIG. 4 is a right side view thereof.

FIG. 5 is a left side view thereof; and,

FIG. 6 is a top view thereof.

The broken lines in FIGS. 1 through 6 are for environmental purposes only, and form no part of the claimed design.

1 Claim, 6 Drawing Sheets



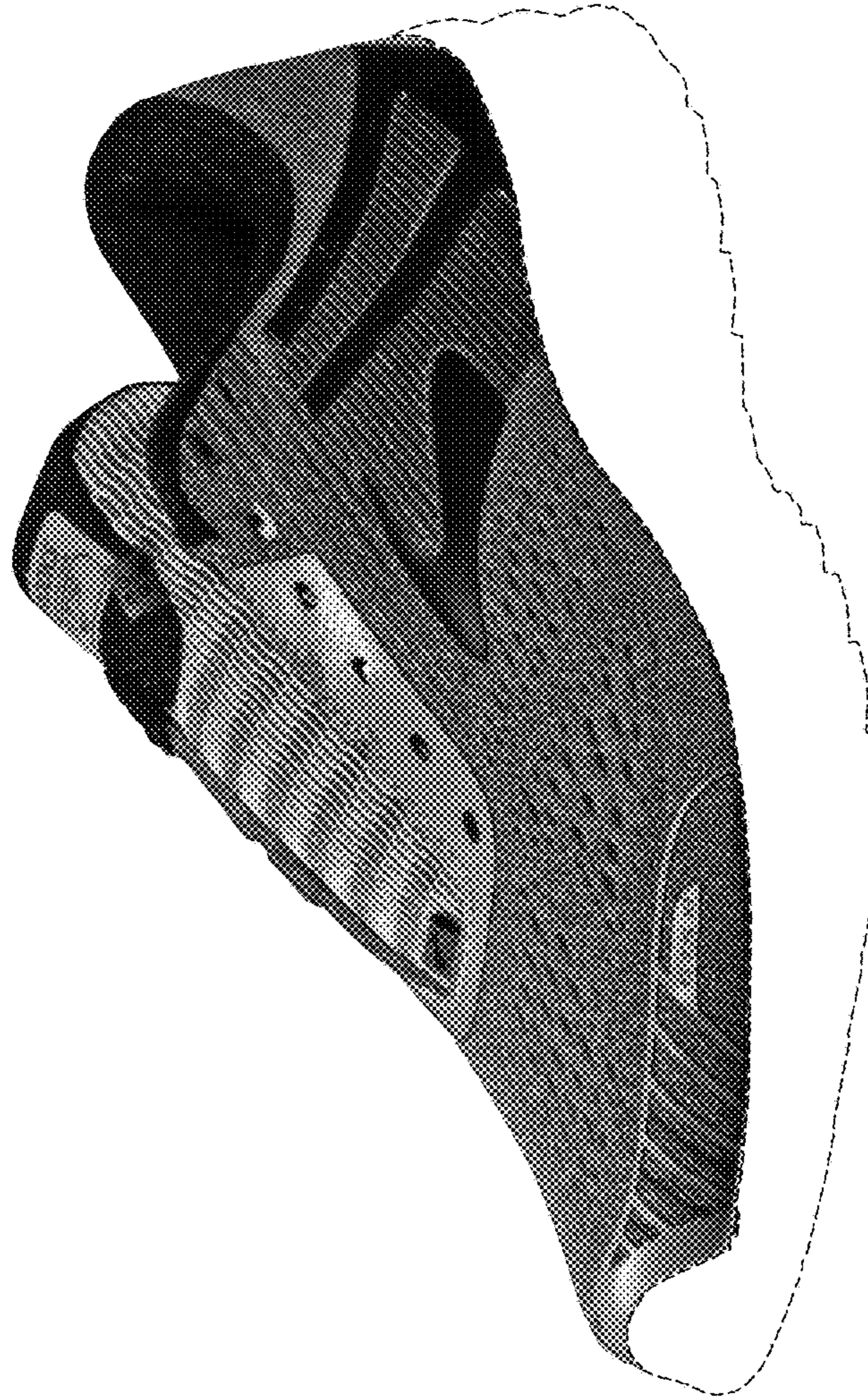


FIG. 1

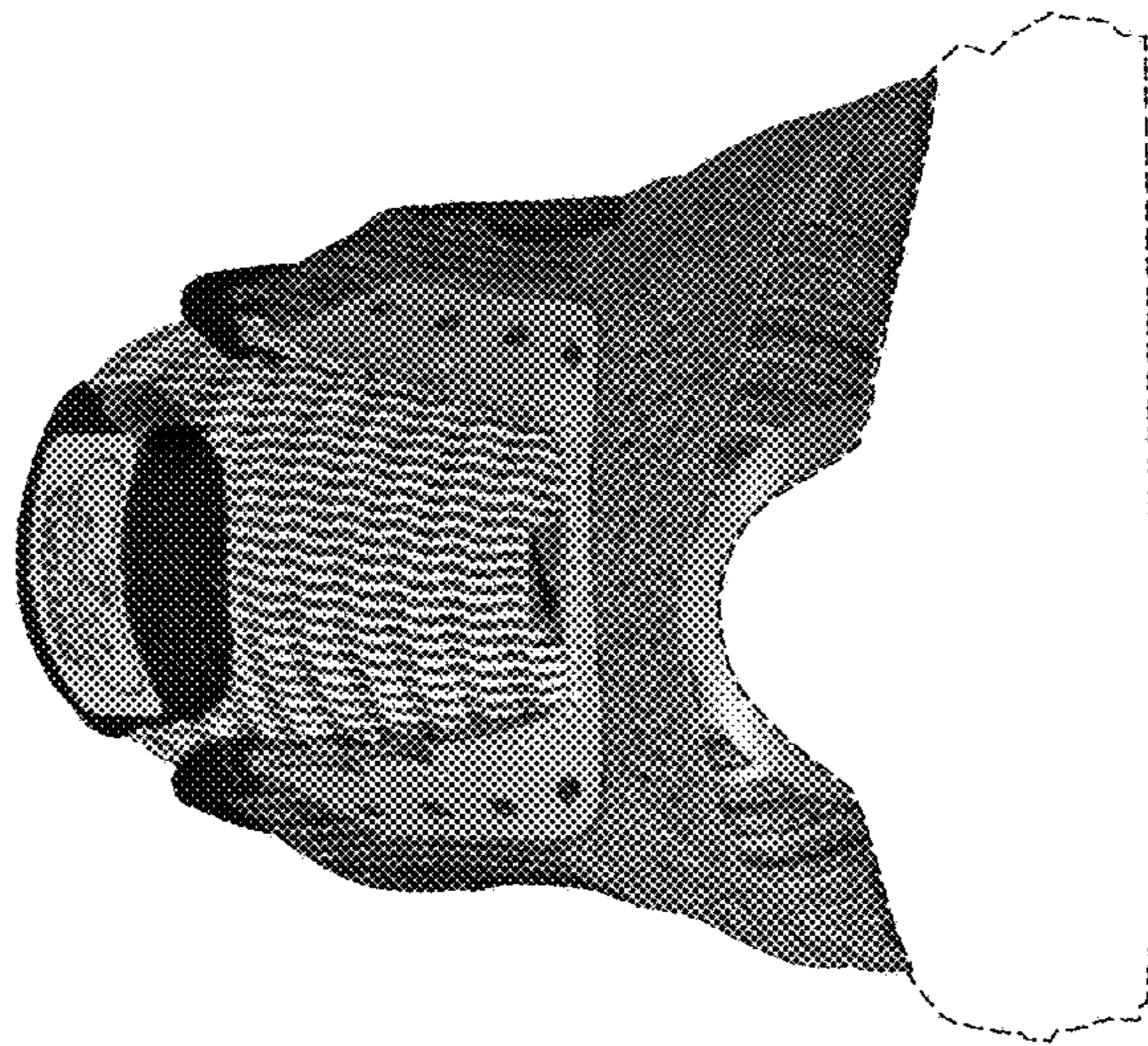


FIG. 2




FIG. 3




FIG.4

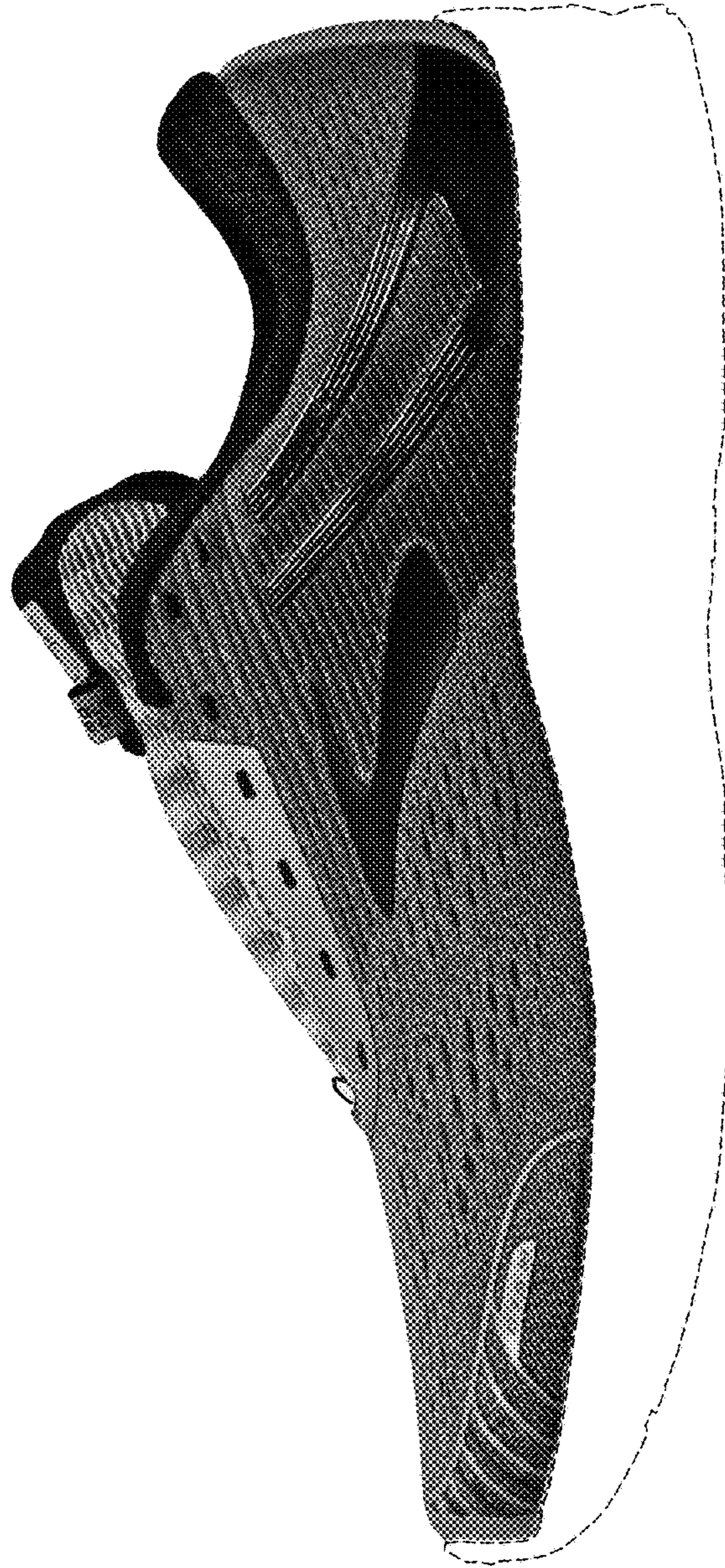


FIG. 5

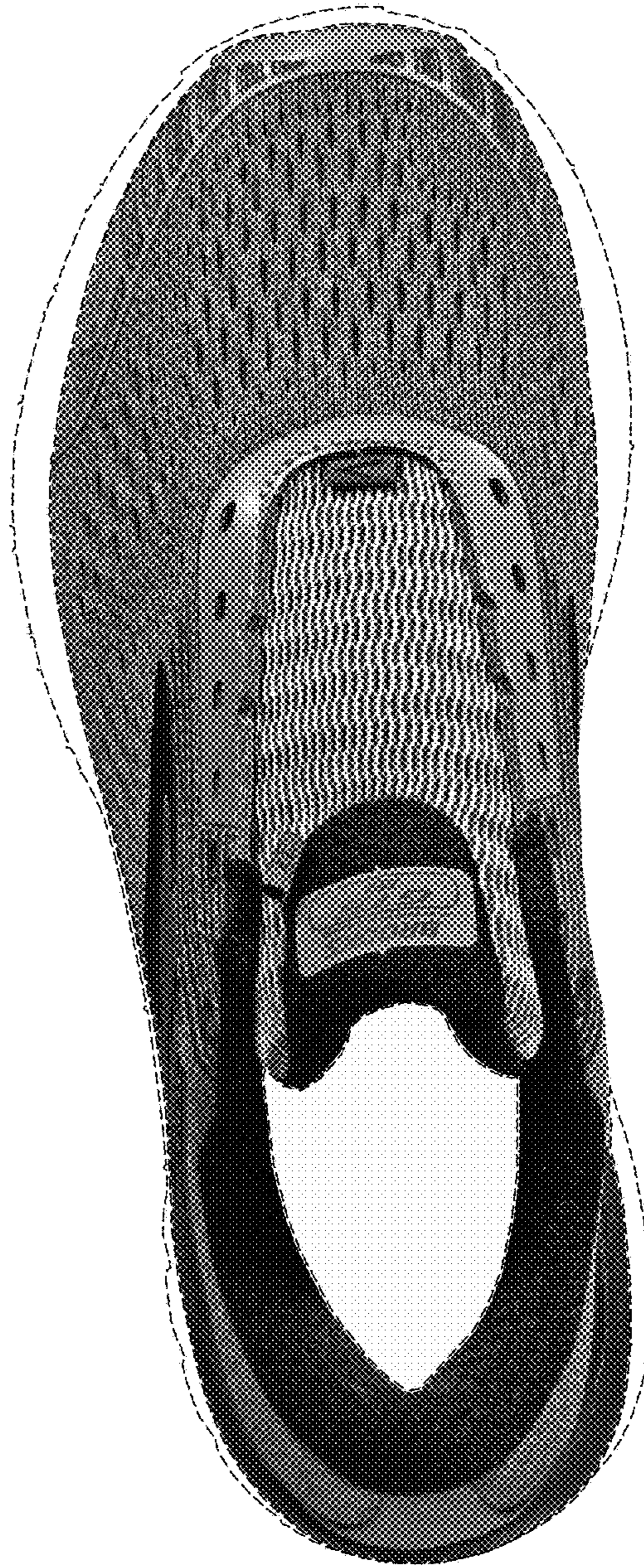


FIG. 6