



US00D867707S

(12) **United States Design Patent**  
**Bergman et al.**

(10) **Patent No.:** **US D867,707 S**

(45) **Date of Patent:** **\*\* Nov. 19, 2019**

- (54) **PAINT VESSEL**
- (71) Applicant: **Bercom International, LLC**,  
Chanhassen, MN (US)
- (72) Inventors: **Mark W. Bergman**, Minnetonka, MN  
(US); **Jeffrey T. Given**, St. Paul, MN  
(US); **Matthew V. Leyden**, St. Paul,  
MN (US); **Jeffrey B. Waffensmith**,  
North Oaks, MN (US)
- (73) Assignee: **Bercom International, LLC**,  
Chanhassen, MN (US)

D549,913 S *	8/2007	Bergman	.....	D32/53
D617,517 S *	6/2010	Bergman	.....	D32/53.1
D678,638 S *	3/2013	Bergman	.....	D32/54
D697,281 S *	1/2014	Bergman	.....	D32/53.1
8,783,538 B1 *	7/2014	Dattilo	.....	A45F 5/021 224/148.4
D794,892 S *	8/2017	Bergman	.....	D32/53.1
D796,140 S *	8/2017	Bergman	.....	D32/53.1
10,077,138 B2 *	9/2018	Albrecht	.....	B65D 25/32
D836,875 S *	12/2018	Bergman	.....	D32/53.1
D836,876 S *	12/2018	Bergman	.....	D32/53.1
2004/0195248 A1 *	10/2004	Garcia	.....	B05C 17/0245 220/570
2004/0206761 A1 *	10/2004	Frantz	.....	B44D 3/126 220/570

(Continued)

- (\*\*) Term: **15 Years**
- (21) Appl. No.: **29/670,505**
- (22) Filed: **Nov. 16, 2018**

*Primary Examiner* — Kevin K Rudzinski  
(74) *Attorney, Agent, or Firm* — James L. Young;  
Westman, Champlin & Koehler P.A.

**Related U.S. Application Data**

- (62) Division of application No. 29/617,473, filed on Sep. 14, 2017, now Pat. No. Des. 836,876.
- (51) **LOC (12) Cl.** ..... **07-05**
- (52) **U.S. Cl.**  
USPC ..... **D32/53.1**
- (58) **Field of Classification Search**  
USPC ..... D32/53.1, 53, 54  
CPC ..... B65D 25/04; B65D 25/10  
See application file for complete search history.

(57) **CLAIM**

The ornamental design for a paint vessel, as shown and described.

**DESCRIPTION**

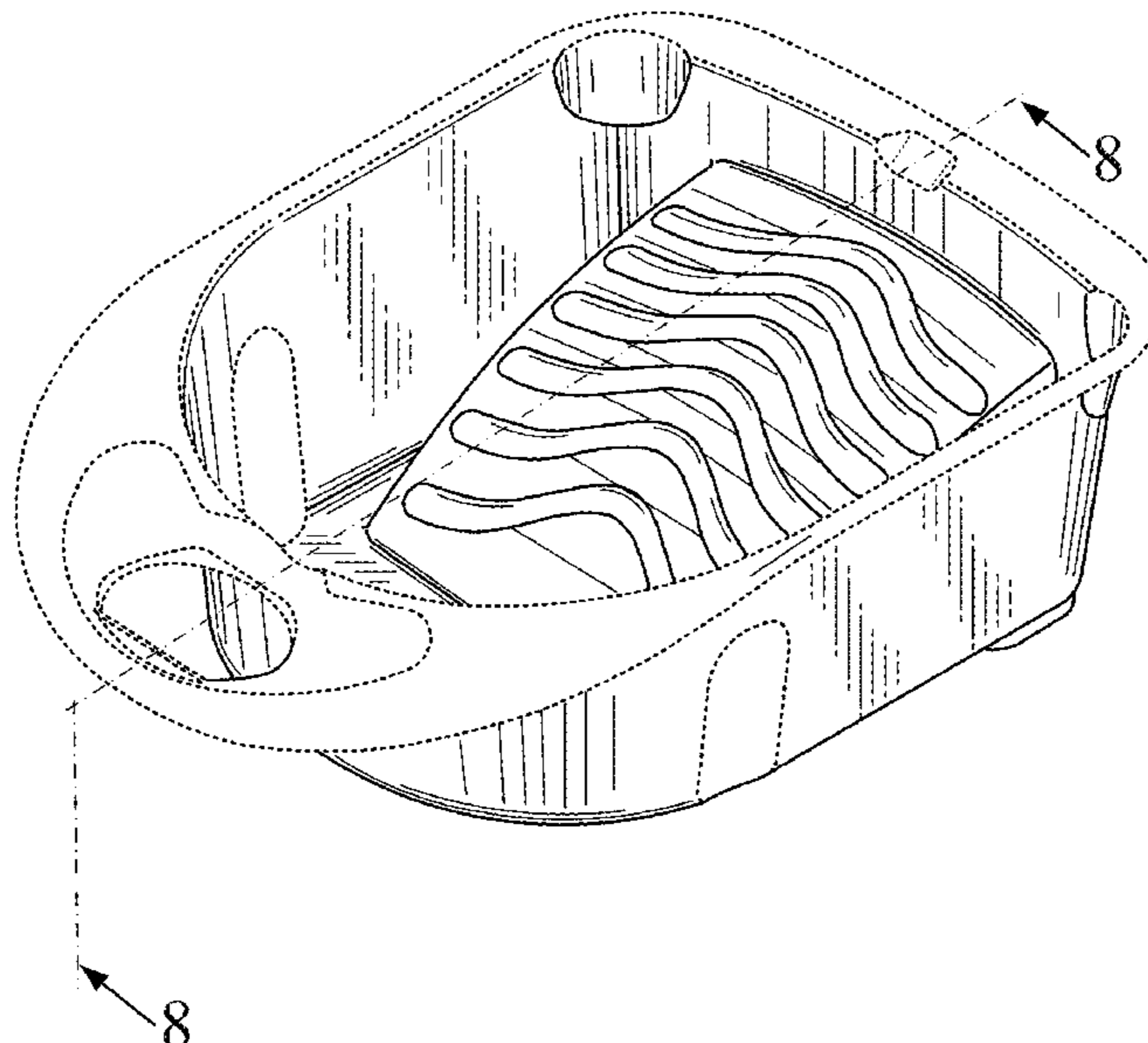
FIG. 1 is an isometric view of a paint vessel;  
FIG. 2 is a side view of the paint vessel of FIG. 1, as taken from the left side in FIG. 1;  
FIG. 3 is a side view of the paint vessel of FIG. 1, as taken from the right side in FIG. 1;  
FIG. 4 is rear view of the paint vessel of FIG. 1;  
FIG. 5 is a front view of the paint vessel of FIG. 1;  
FIG. 6 is a top view of the paint vessel of FIG. 1;  
FIG. 7 is a bottom view of the paint vessel of FIG. 1; and,  
FIG. 8 is a sectional view, as taken along lines 8-8 in FIG. 1.  
The broken lines illustrating portions of the paint vessel form no part of the claimed design.

(56) **References Cited**

**U.S. PATENT DOCUMENTS**

D353,241 S *	12/1994	Breen	.....	D32/53
D435,728 S *	1/2001	Miles	.....	D3/304
D460,845 S *	7/2002	Bergman	.....	D32/53.1
D477,702 S *	7/2003	Kohn	.....	D32/53.1
D493,035 S *	7/2004	Bergman	.....	D3/304
6,866,172 B2 *	3/2005	Shackelford	.....	A45F 5/00 220/695

**1 Claim, 6 Drawing Sheets**



(56)

**References Cited**

U.S. PATENT DOCUMENTS

2006/0219720 A1\* 10/2006 Lundy ..... B44D 3/12  
220/505  
2006/0226154 A1\* 10/2006 Lundy ..... B44D 3/121  
220/507  
2006/0243732 A1\* 11/2006 Bergman ..... B44D 3/126  
220/757

\* cited by examiner

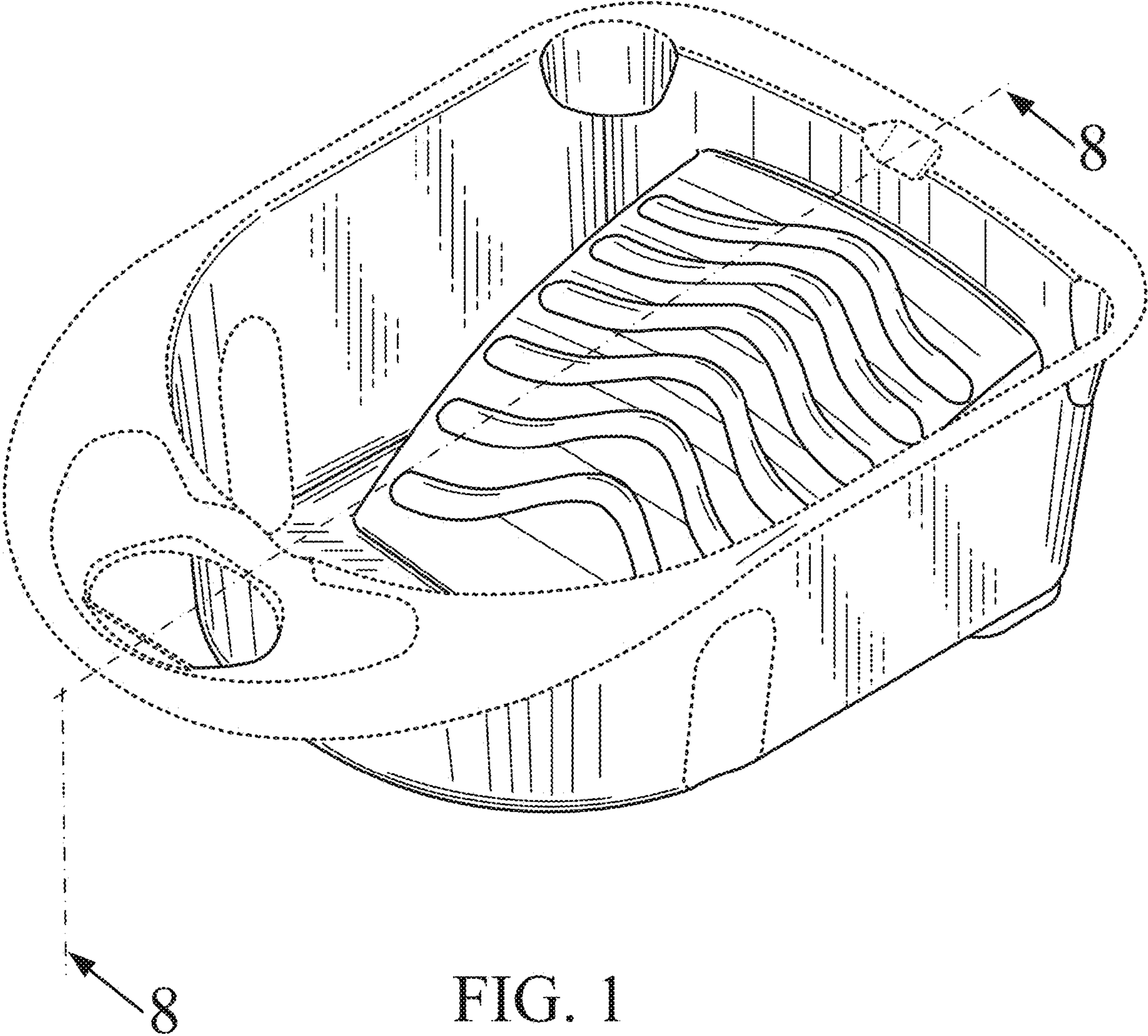


FIG. 1

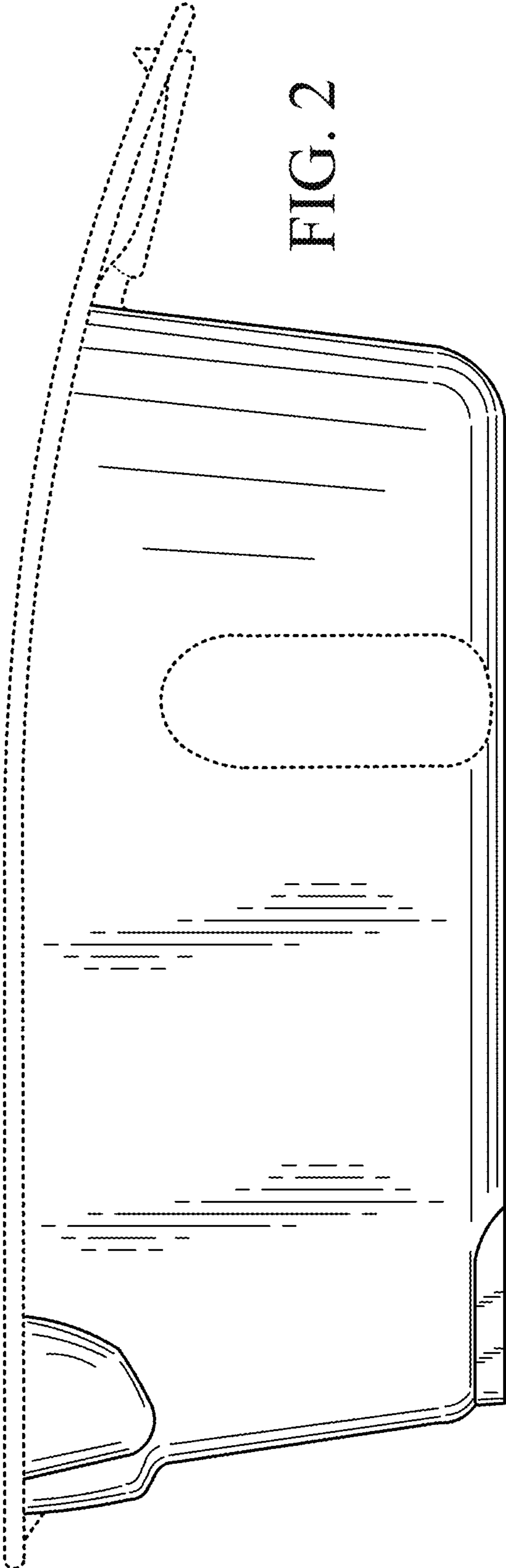


FIG. 2

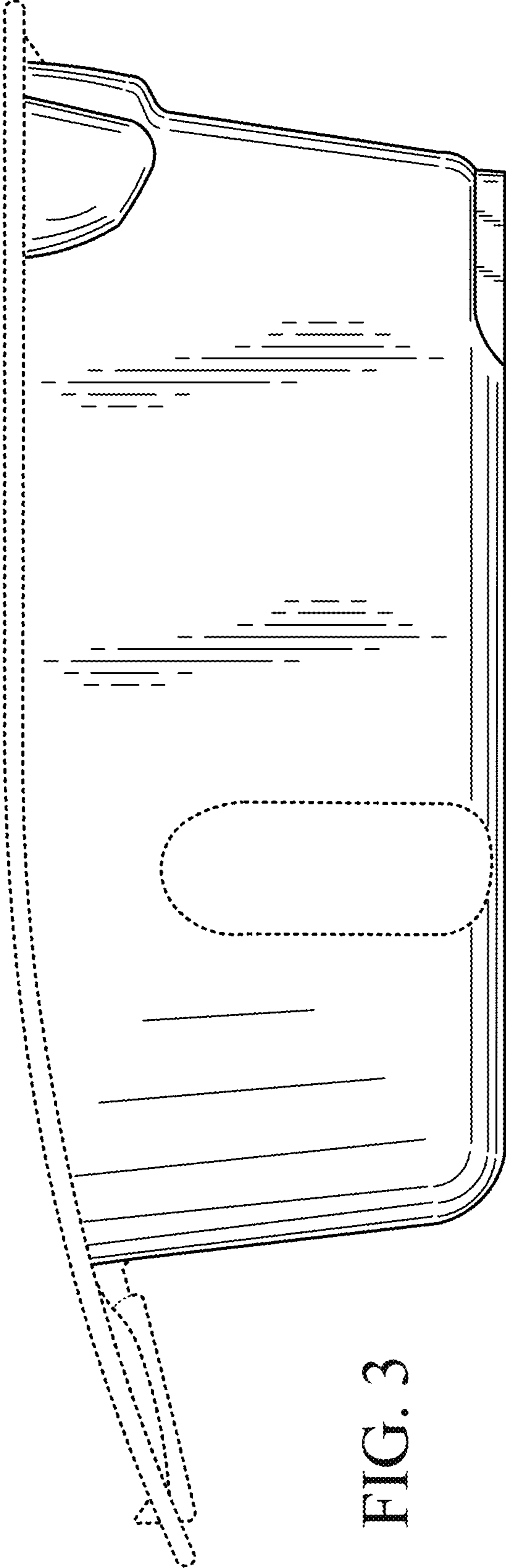


FIG. 3

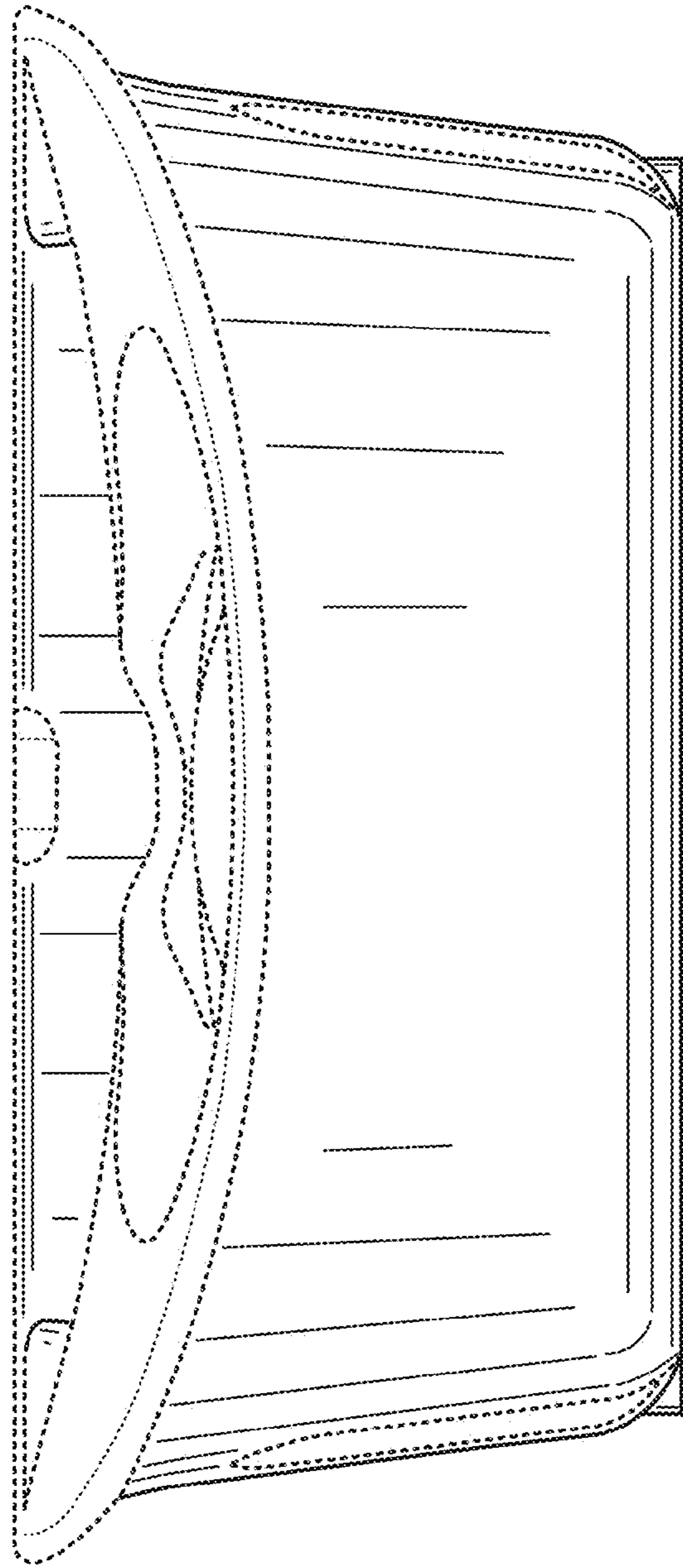


FIG. 4

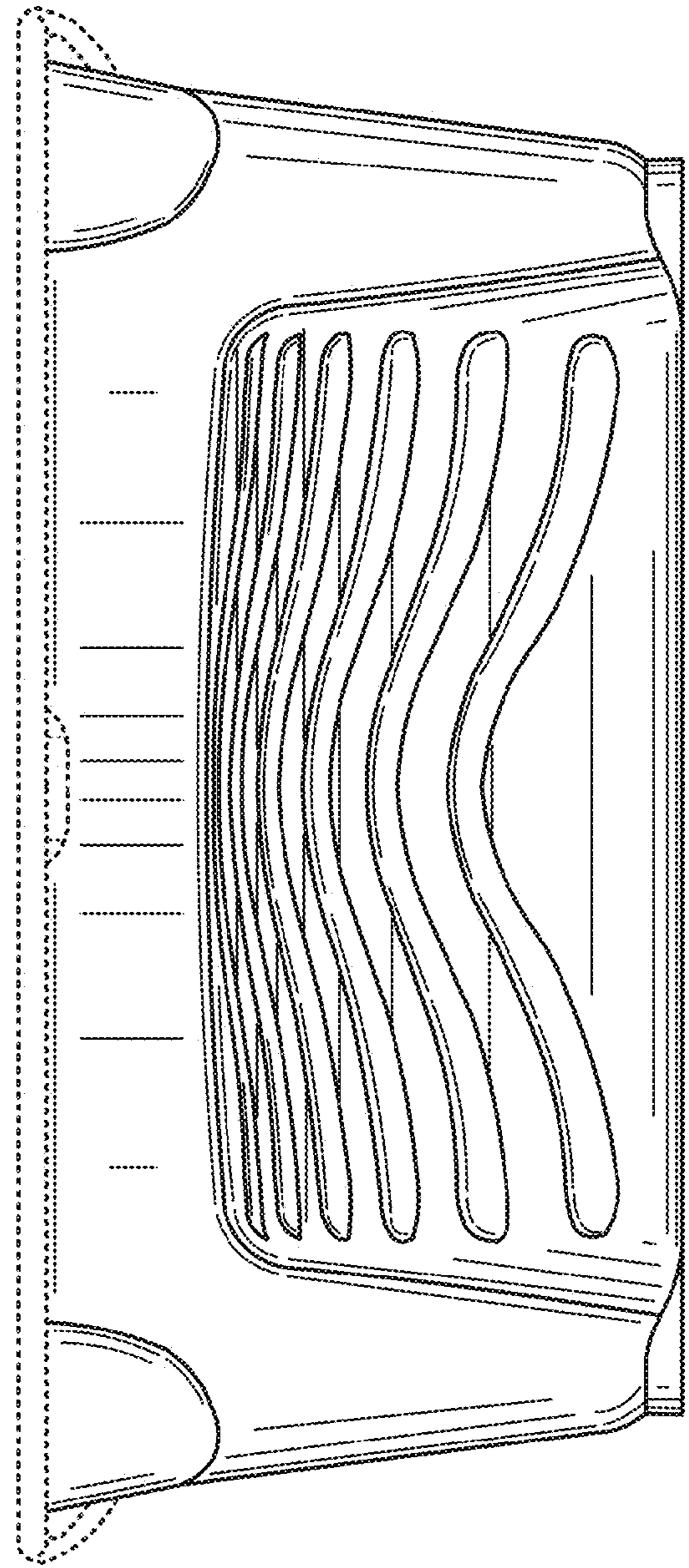


FIG. 5

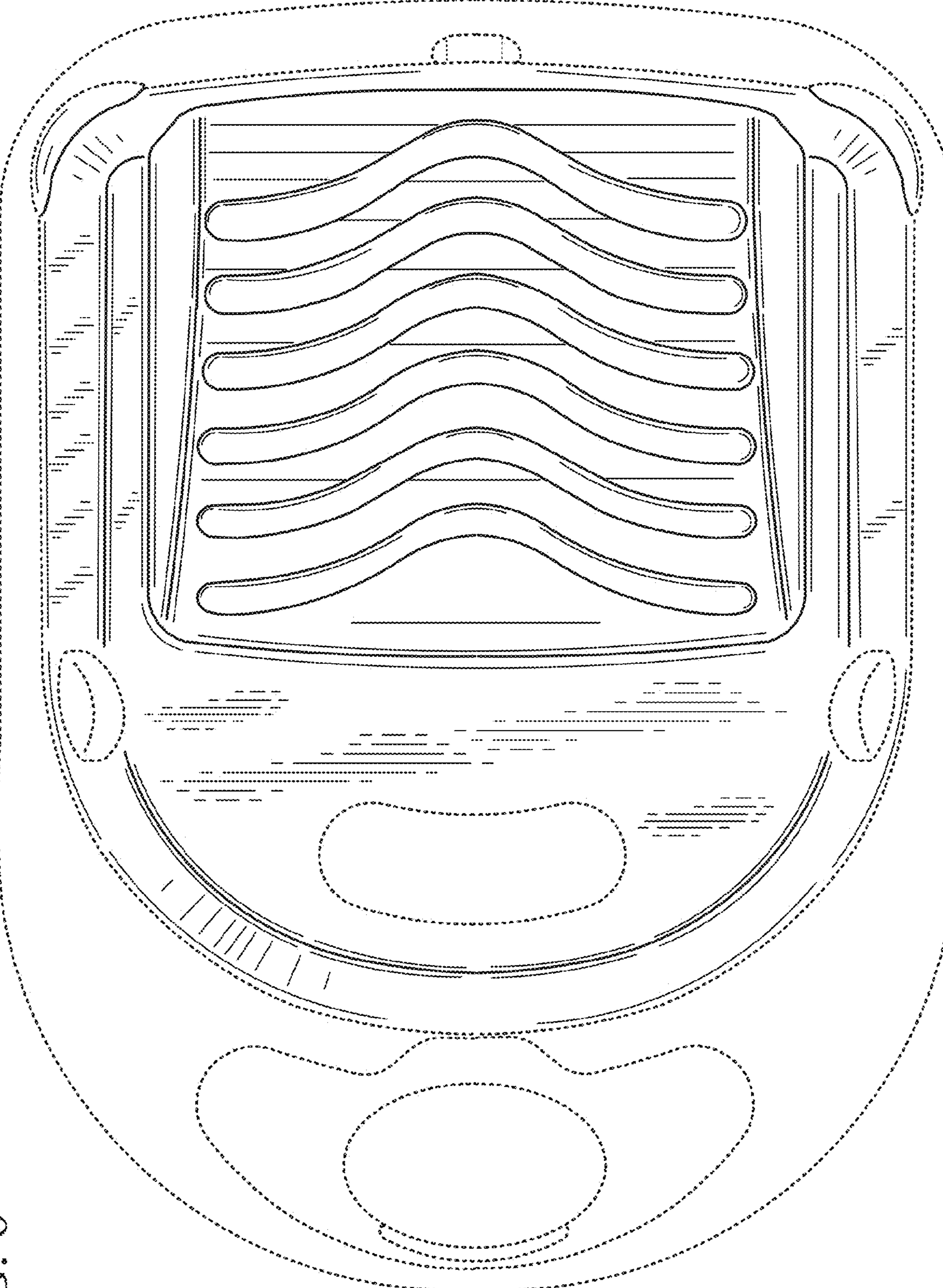


FIG. 6

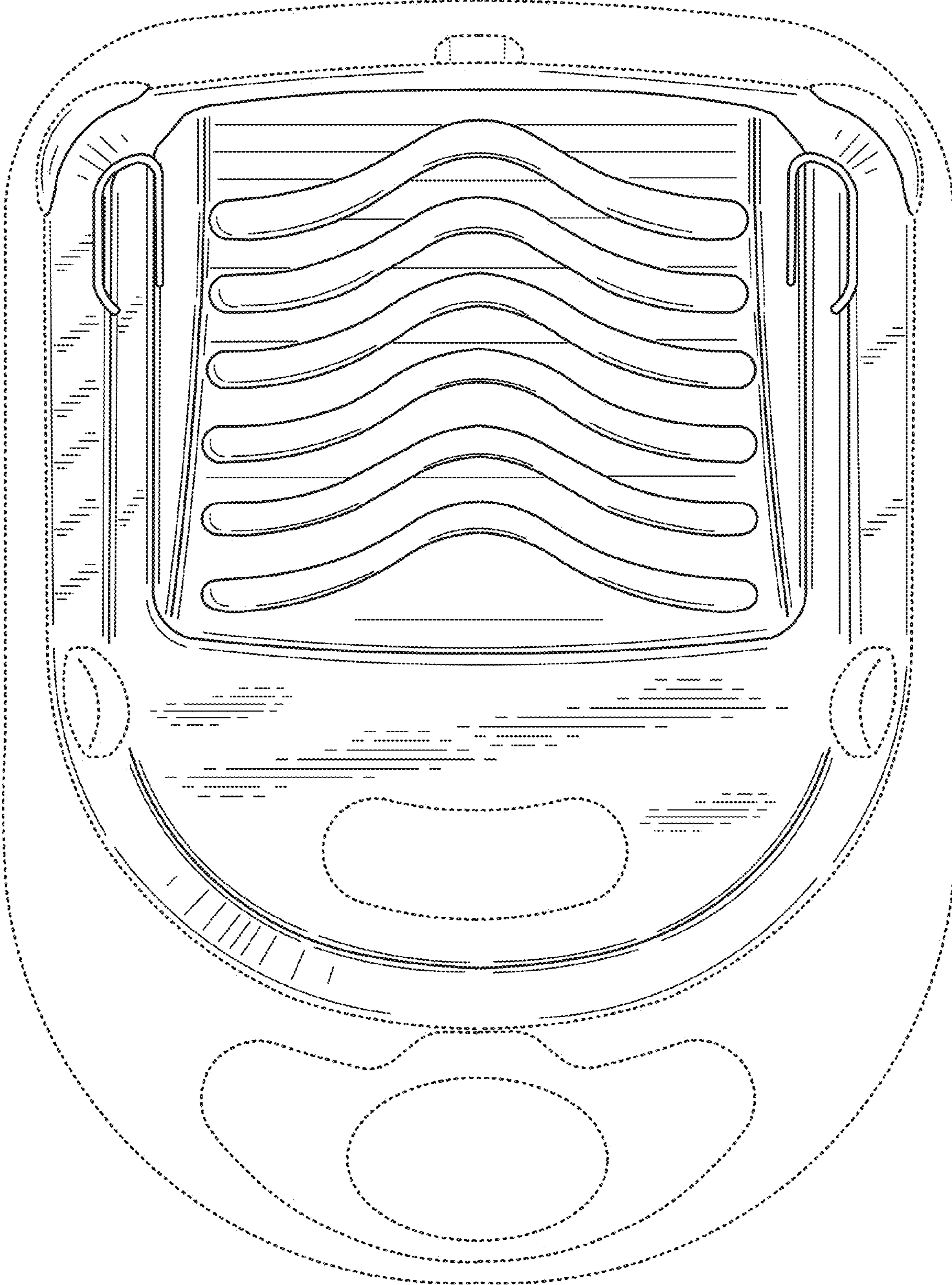


FIG. 7

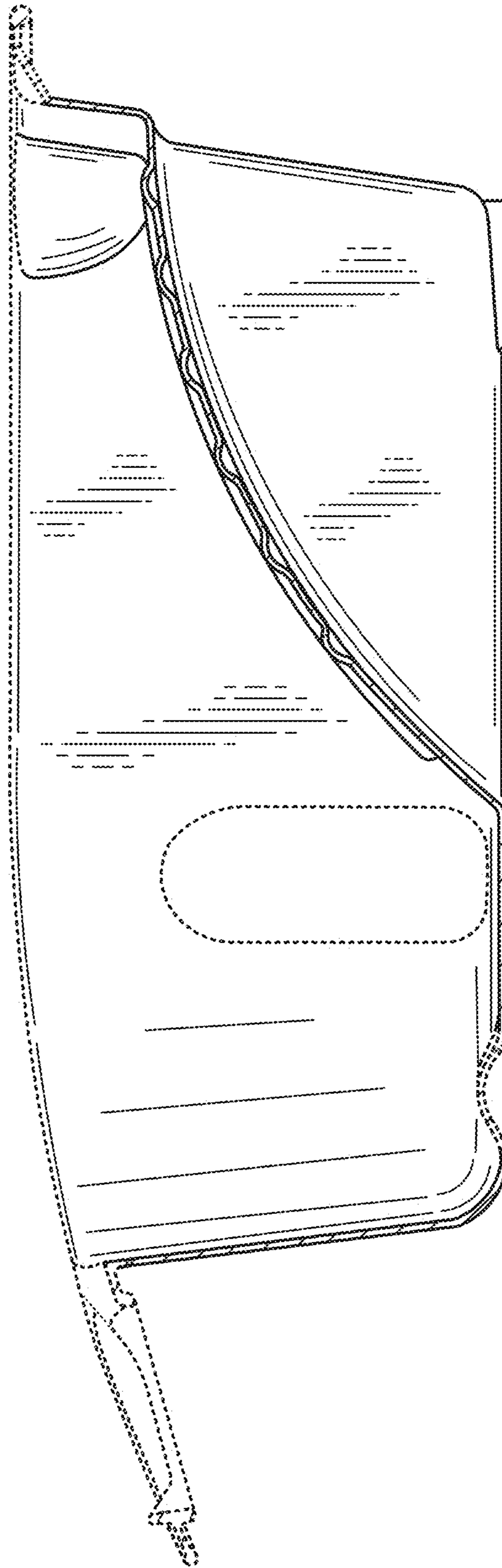


FIG. 8