



US00D867699S

(12) **United States Design Patent** (10) **Patent No.:** **US D867,699 S**
Lee et al. (45) **Date of Patent:** **** Nov. 19, 2019**

(54) **WASHING MACHINE**

(71) Applicant: **Samsung Electronics Co., Ltd.**,
Suwon-si (KR)

(72) Inventors: **Joonho Lee**, Seoul (KR); **Sanghum Yoon**, Seoul (KR); **Dongmin Lee**, Ansan-si (KR); **Myunggyu Kim**, Seoul (KR); **Yuna Park**, Seoul (KR); **Bobeen Kim**, Seoul (KR); **Hyeok Jin Choi**, Seoul (KR)

(73) Assignee: **Samsung Electronics Co., Ltd.**,
Suwon-si (KR)

(**) Term: **15 Years**

(21) Appl. No.: **29/665,645**

(22) Filed: **Oct. 5, 2018**

Related U.S. Application Data

(63) Continuation of application No. 29/614,662, filed on Aug. 22, 2017, now Pat. No. Des. 832,537.

(30) **Foreign Application Priority Data**

Mar. 20, 2017 (KR) 30-2017-0012778

(51) **LOC (12) Cl.** **15-05**

(52) **U.S. Cl.**
USPC **D32/28**

(58) **Field of Classification Search**
USPC D32/1, 28, 6, 25, 29, 29.1, 8; D15/89;
D13/162, 162.1, 164, 177; D7/348, 349,
D7/402, 405, 406
CPC D06F 39/045; D06F 29/00; D06F 29/005;
D06F 33/02; D06F 2204/065; D06F
25/00; D06F 35/006; D06F 37/28; D06F
39/14; D06F 58/203

See application file for complete search history.

(56) **References Cited**

U.S. PATENT DOCUMENTS

D705,506 S *	5/2014	Kwack	D32/28
D705,507 S *	5/2014	Cho	D32/28
D709,657 S	7/2014	Shin et al.	
D718,505 S	11/2014	Hyoungsub et al.	
D729,994 S	5/2015	Kang et al.	
D760,454 S	6/2016	Joo et al.	
D762,025 S	7/2016	Joo et al.	
D785,256 S *	4/2017	Yoon	D32/25
D785,257 S *	4/2017	Kim	D32/25
D785,881 S *	5/2017	Yoon	D32/25
D785,882 S	5/2017	Kim et al.	

(Continued)

Primary Examiner — Michelle E. Wilson

(74) *Attorney, Agent, or Firm* — NSIP Law

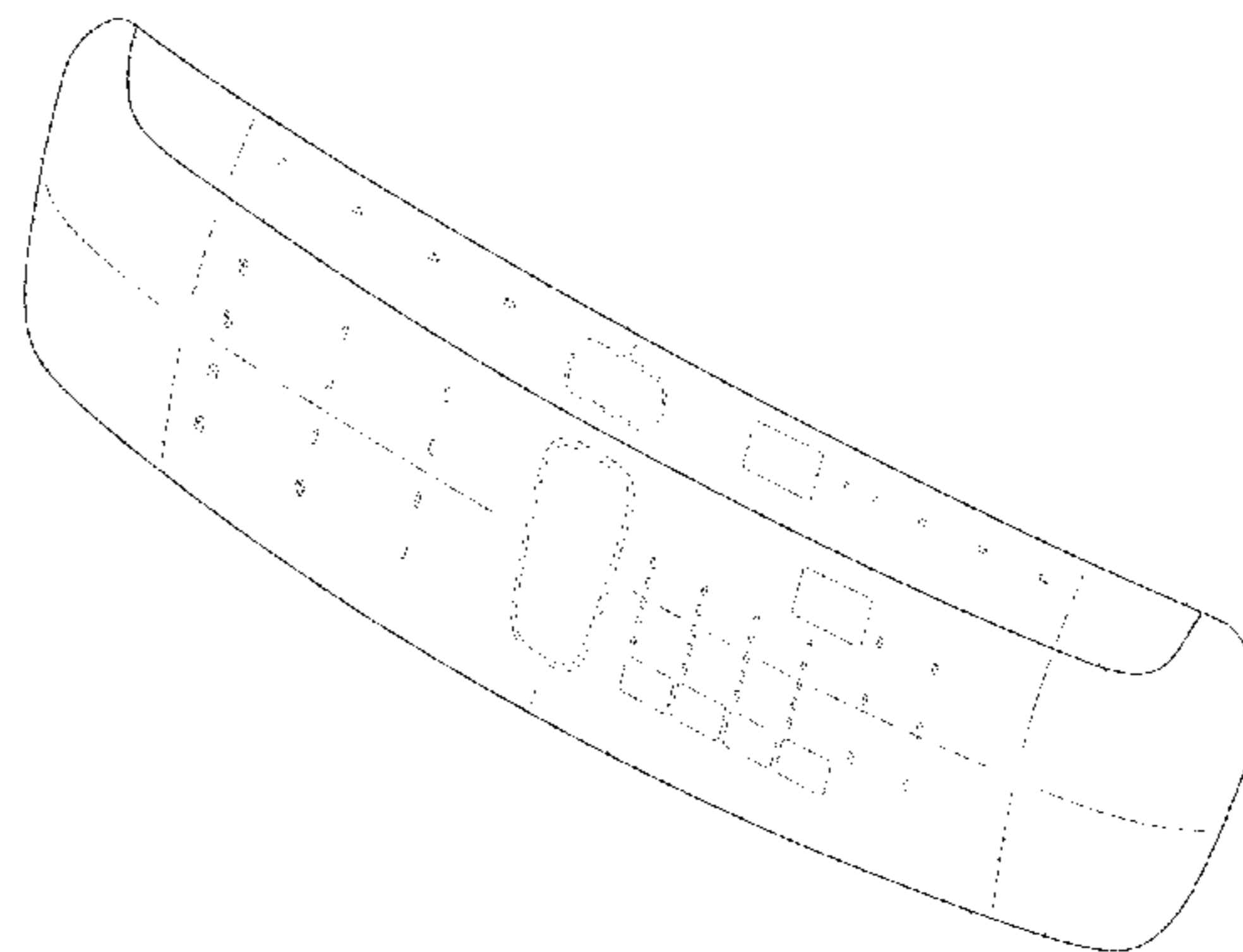
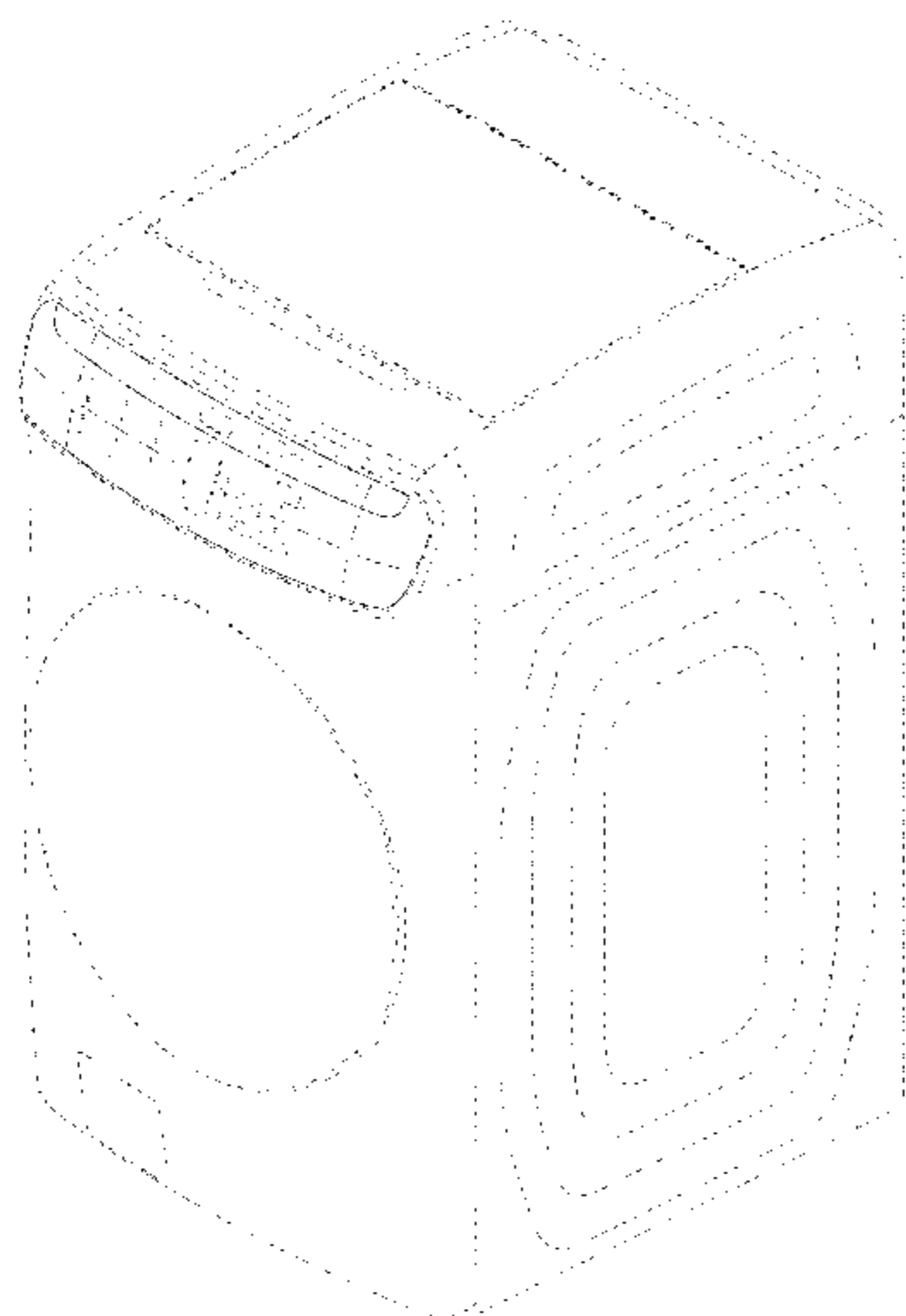
(57) **CLAIM**

We claim the ornamental design for a washing machine, as shown and described.

DESCRIPTION

FIG. 1 is a front perspective view of a washing machine showing our new design;
FIG. 2 is a front elevational view thereof;
FIG. 3 is a rear elevational view thereof;
FIG. 4 is a left-side elevational view thereof;
FIG. 5 is a right-side elevational view thereof;
FIG. 6 is a top plan view thereof;
FIG. 7 is a bottom plan view thereof; and,
FIG. 8 is an enlarged front perspective view of the claimed portion of the washing machine.
The broken lines in the figures depict environmental subject matter and form no part of the claimed design.

1 Claim, 8 Drawing Sheets



(56)

References Cited

U.S. PATENT DOCUMENTS

D794,267 S * 8/2017 Kang D32/6
D794,885 S 8/2017 Joo et al.
D806,335 S * 12/2017 Yoon D32/28
D825,867 S * 8/2018 Yoon D32/6
D826,495 S * 8/2018 Lee D32/28
D832,537 S * 10/2018 Lee D32/28
D848,095 S * 5/2019 Joo D32/28
D848,687 S * 5/2019 Kim D32/8
D850,735 S * 6/2019 Yoon D32/6
D850,737 S * 6/2019 Kim D32/8

* cited by examiner

FIG. 1

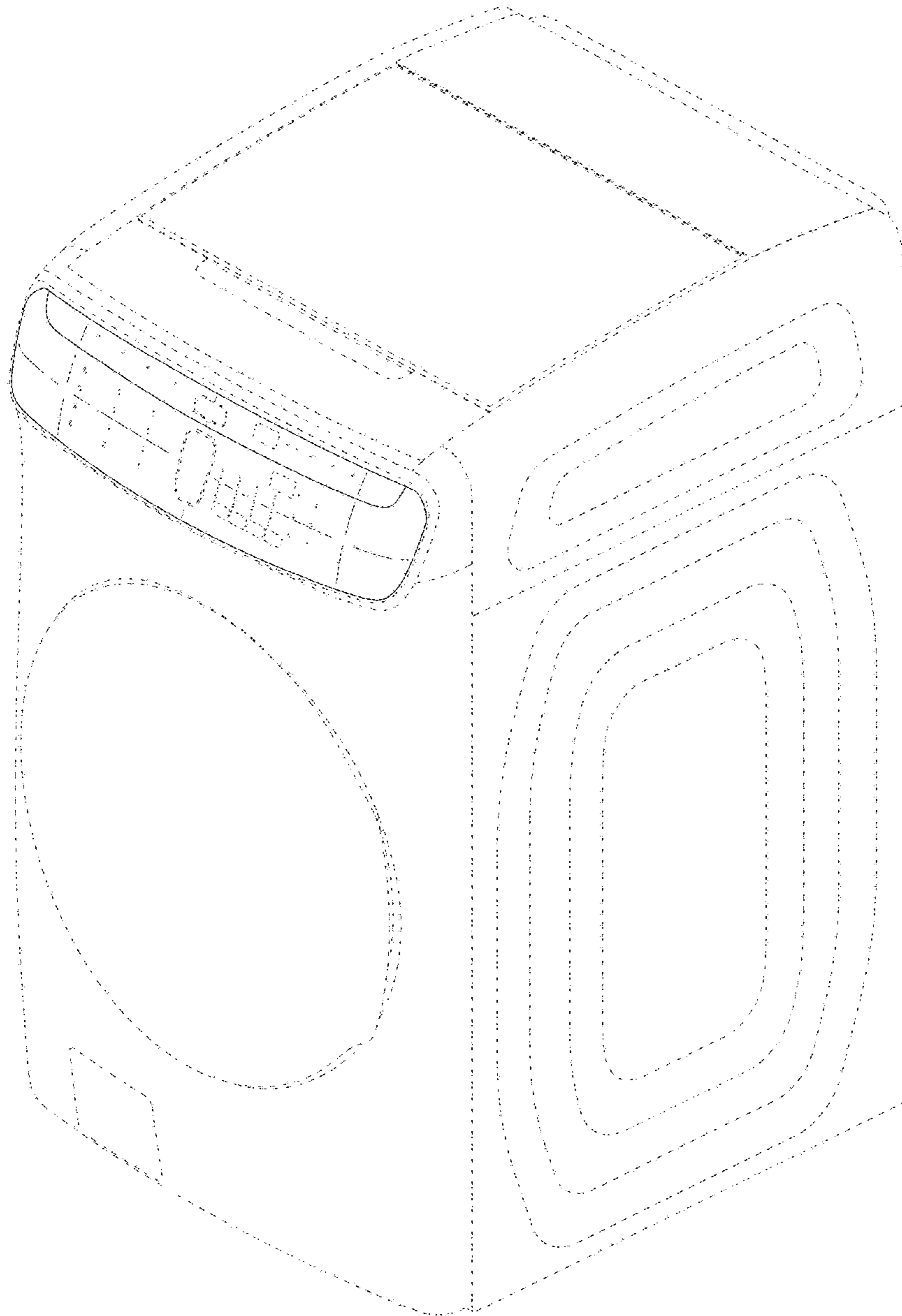


FIG. 2

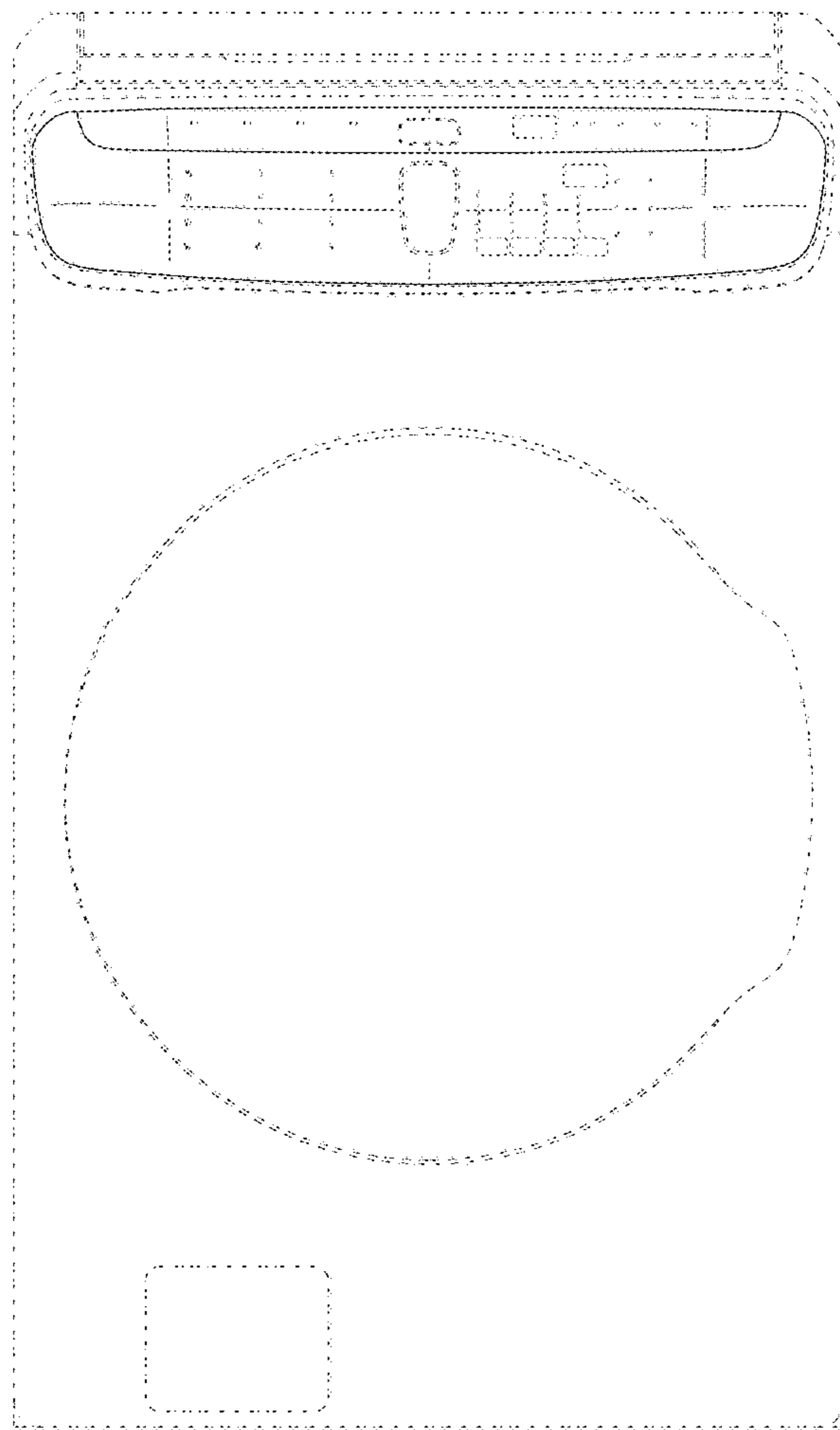


FIG. 3




FIG. 4

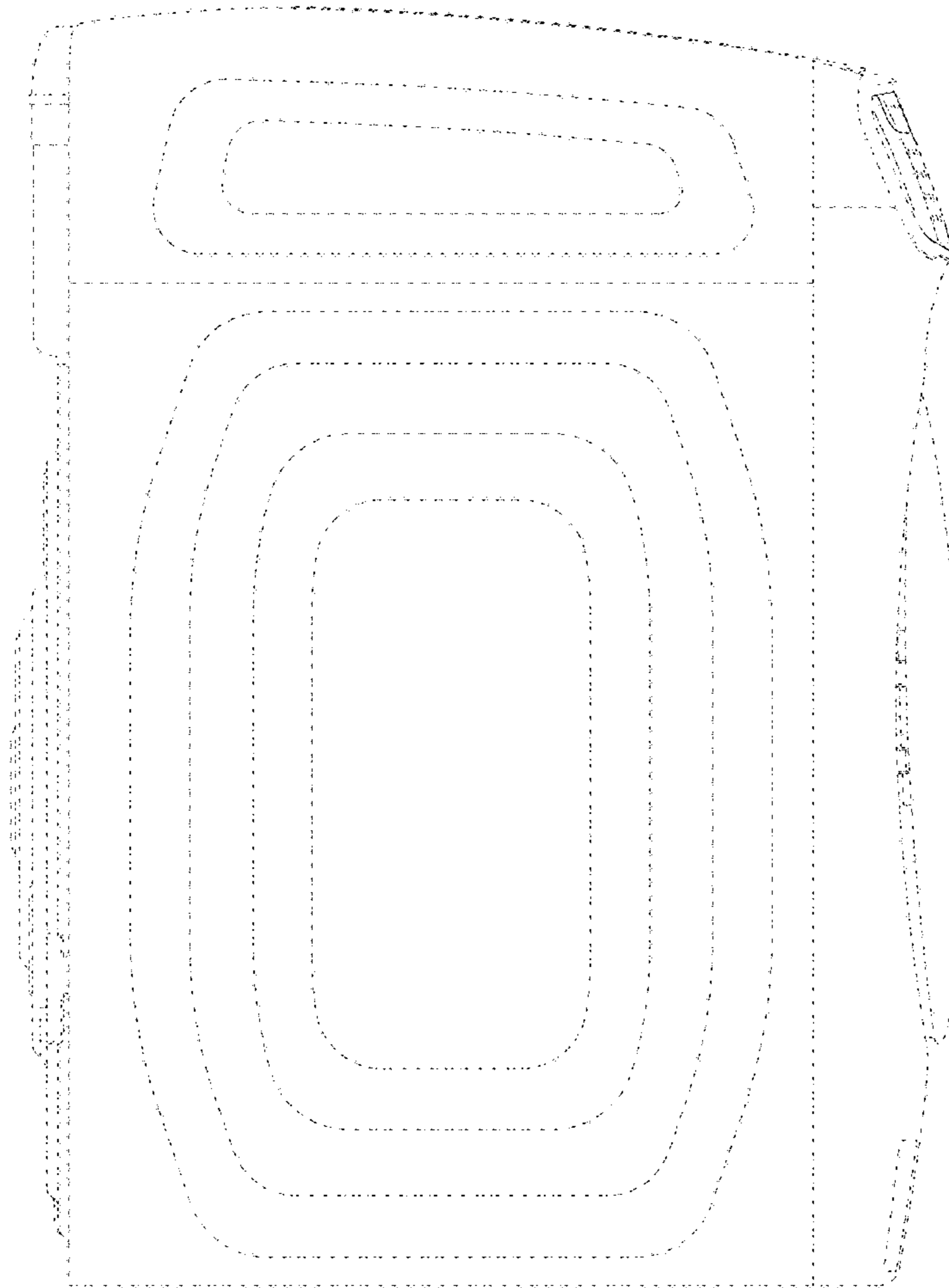


FIG. 5

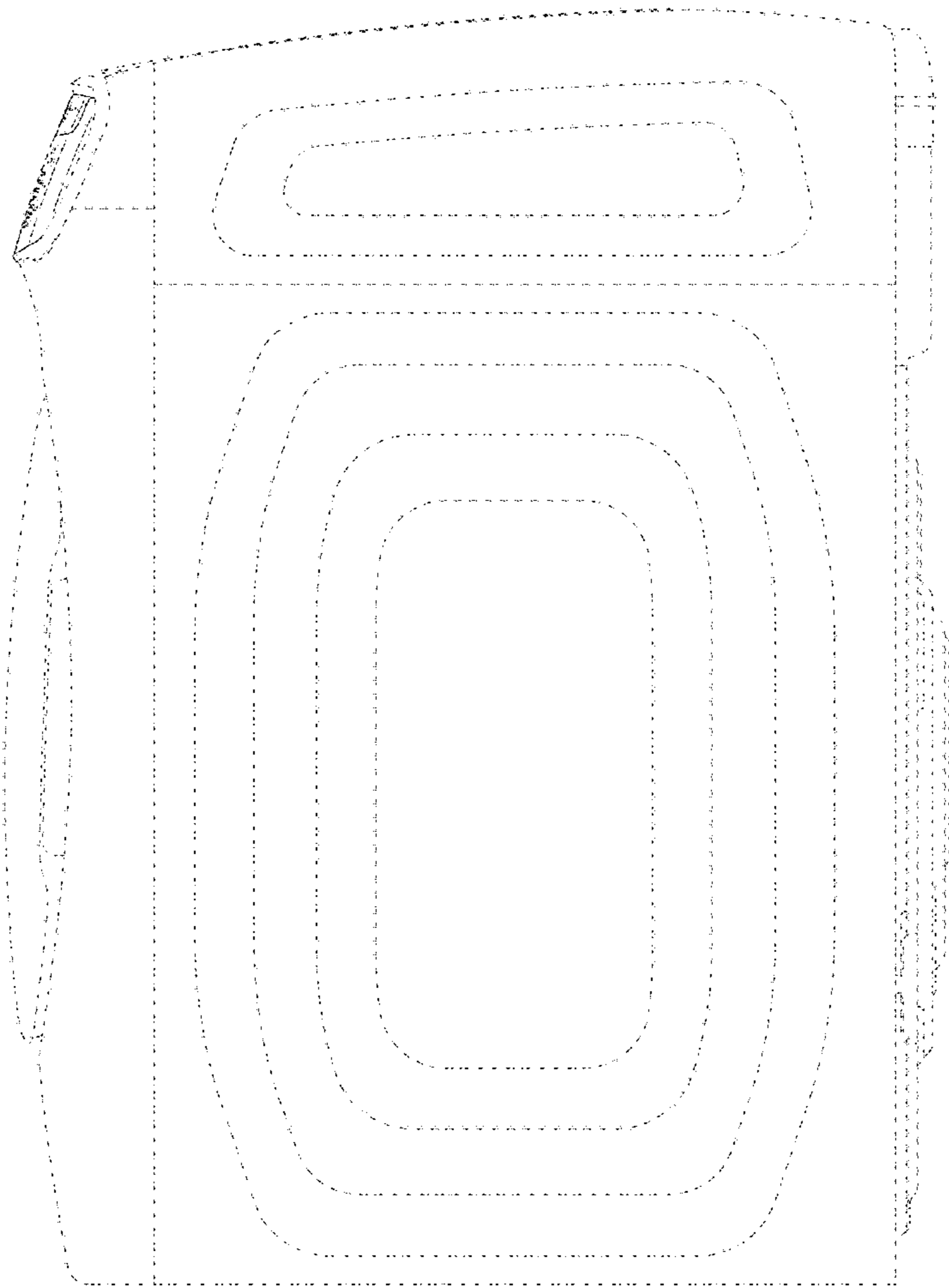


FIG. 6


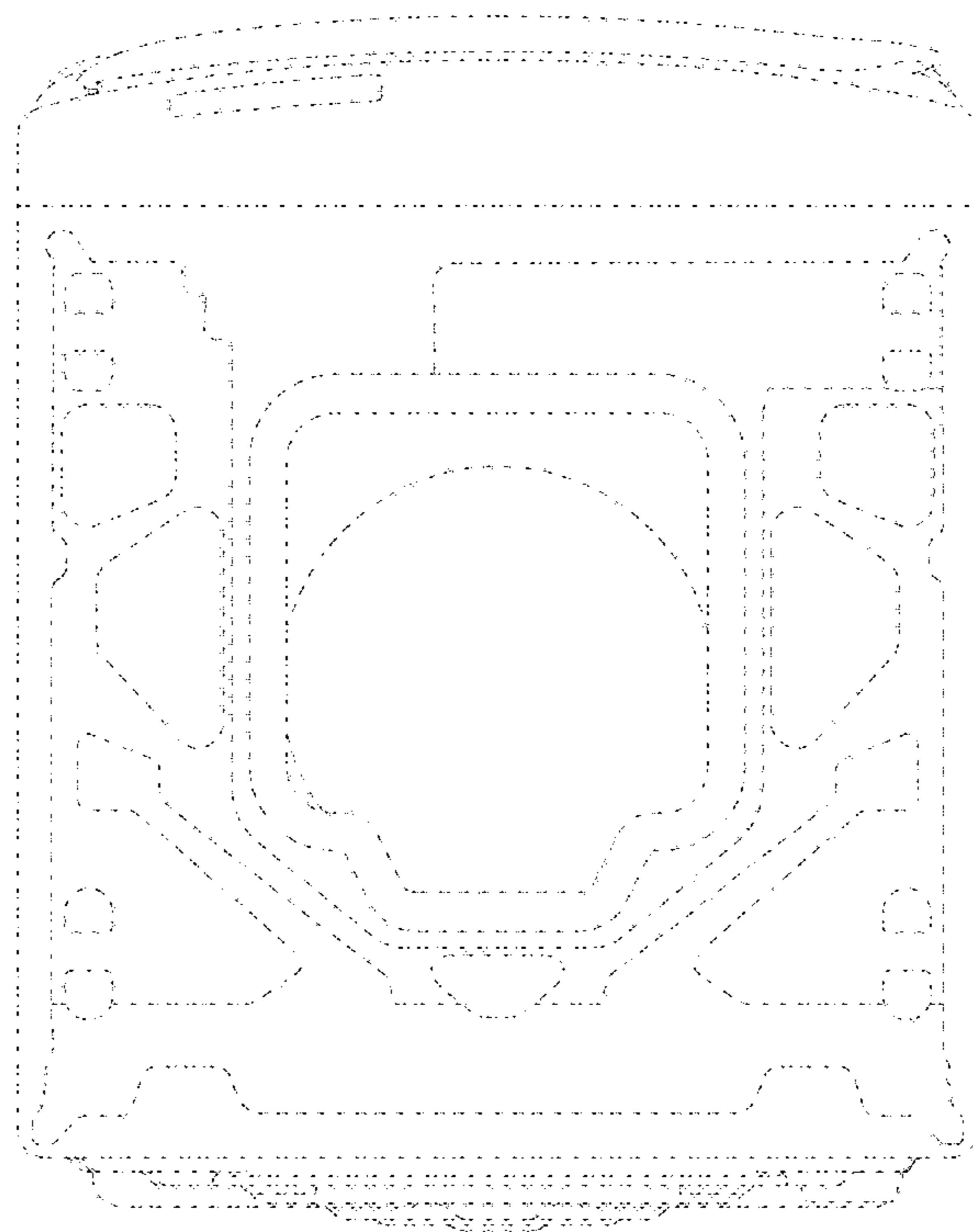


FIG. 7



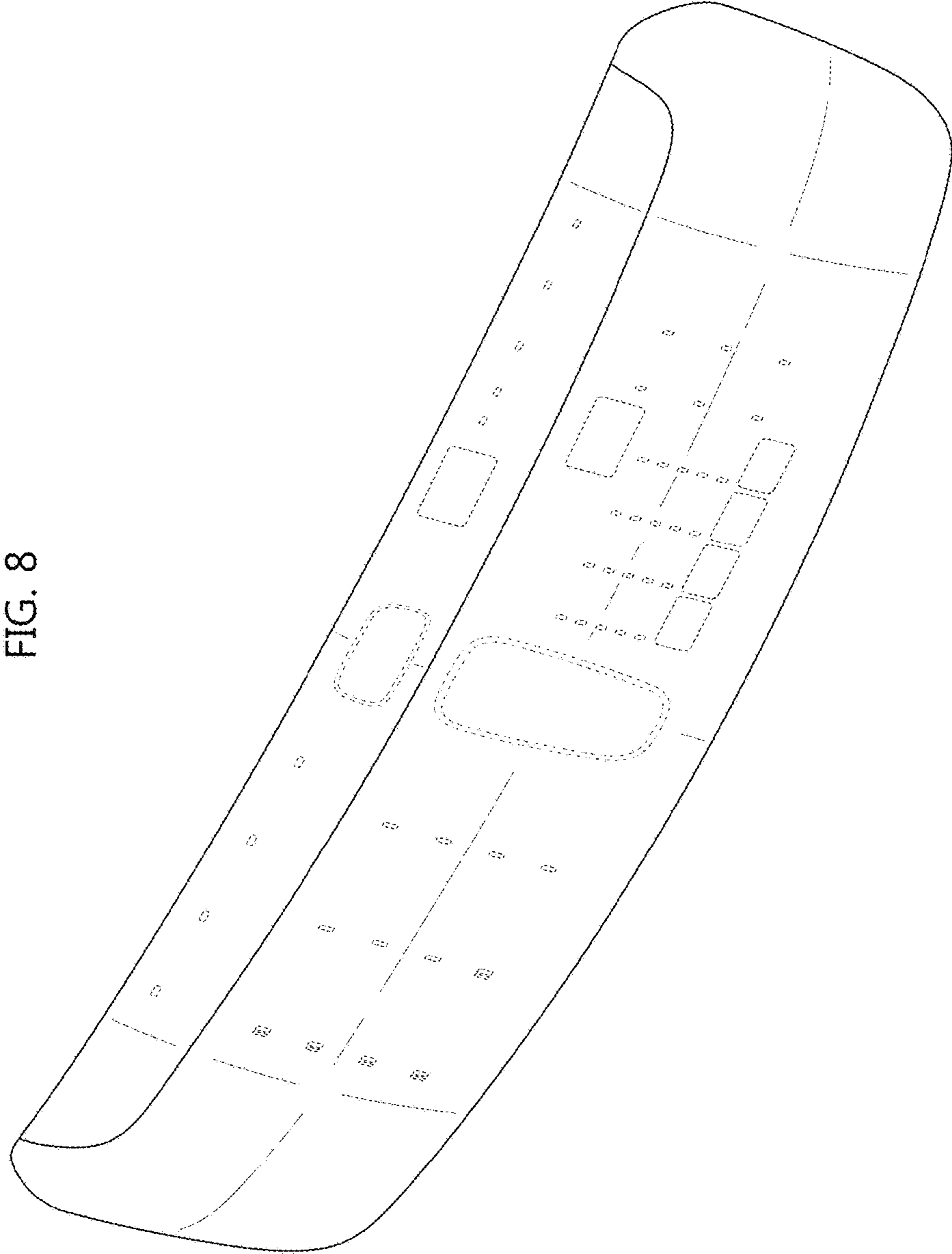


FIG. 8