

US00D867670S

(12) **United States Design Patent** (10) **Patent No.:** **US D867,670 S**
Tawil et al. (45) **Date of Patent:** **** Nov. 19, 2019**

(54) **COSMETIC PALETTE**
(71) Applicant: **Morphe LLC**, San Francisco, CA (US)
(72) Inventors: **Chris Tawil**, San Francisco, CA (US);
Linda Tawil, San Francisco, CA (US)
(73) Assignee: **Morphe LLC**, San Francisco, CA (US)
(**) Term: **15 Years**
(21) Appl. No.: **29/649,511**
(22) Filed: **May 30, 2018**
(51) **LOC (12) Cl.** **28-03**
(52) **U.S. Cl.**
USPC **D28/83**
(58) **Field of Classification Search**
USPC D28/38, 61, 73, 83-85, 88-90, 91.1;
D9/430, 432, 529, 516, 556, 686, 738;
D24/121, 227, 229; D19/103
CPC A47B 81/02; A46B 17/06; A45D 34/04;
A45D 34/06; A45D 34/041; A45D 34/02;
A45D 40/00; A45D 40/02; A45D 40/18;
A45D 40/26; A45D 40/262; A45D 33/00;
A45D 33/14; A45D 44/18; A45D 24/38;
B08B 11/02; B08B 3/04
See application file for complete search history.

D554,294 S * 10/2007 Thorpe D28/83
D597,256 S * 7/2009 Liden D28/83
D603,564 S * 11/2009 Liden D28/83
(Continued)

OTHER PUBLICATIONS

Morphe Holiday Collection Full Reveal & Tutorial—YouTube, published on Nov. 6, 2017, retrieved on Apr. 10, 2019, retrieved from the Internet URL: <https://www.youtube.com/watch?v=DMCJEaBchjE>.*

Primary Examiner — Jennifer Rivard
Assistant Examiner — Alison M Ofstun
(74) *Attorney, Agent, or Firm* — Fross Zelnick Lehrman & Zissu, P.C.; Charles T. J. Weigell, Esq.

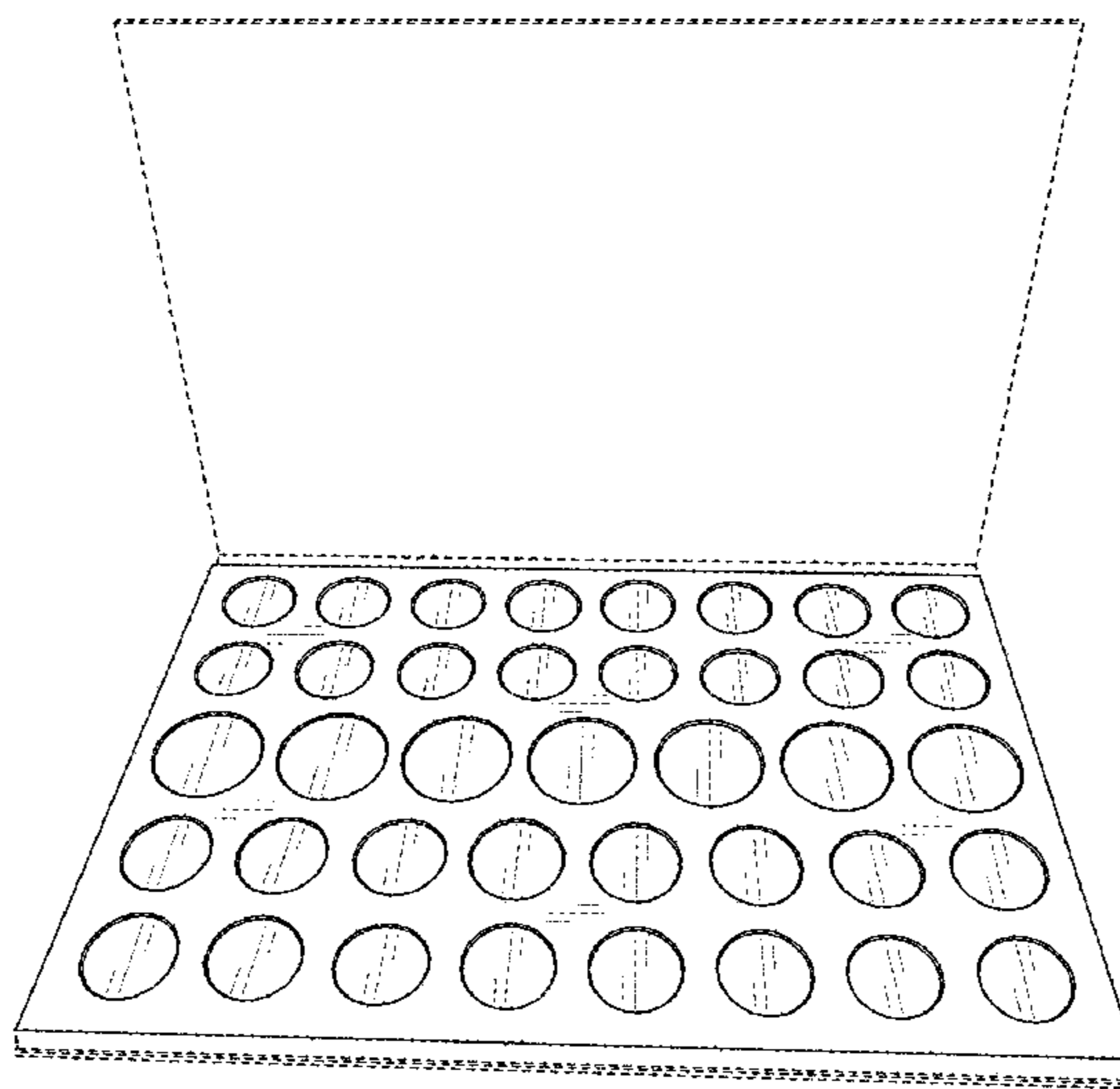
(57) **CLAIM**
The ornamental design for a cosmetic palette, as shown and described.

DESCRIPTION

FIG. 1 is a front perspective view of a cosmetic palette showing our new design, shown in an open position of use; FIG. 2 is a left side perspective view thereof; FIG. 3 is a front view thereof; FIG. 4 is a back view thereof; FIG. 5 is right side view thereof; FIG. 6 is a left side view thereof; FIG. 7 is a top plan view thereof; FIG. 8 is a bottom view thereof; FIG. 9 is a left side perspective view of the cosmetic palette in FIG. 1, shown in a dosed position; FIG. 10 is a front view thereof; FIG. 11 is a back view thereof; FIG. 12 is a right side view thereof; FIG. 13 is left side view thereof; FIG. 14 is a top view thereof; and, FIG. 15 is a bottom view thereof.
In the drawings, the broken lines represent portions of the article which form no part of the claimed design.

1 Claim, 13 Drawing Sheets

(56) **References Cited**
U.S. PATENT DOCUMENTS
4,765,457 A * 8/1988 Rayhle B44D 3/04
206/1.5
5,229,580 A * 7/1993 Chioniere B01L 7/52
219/386
D338,965 S * 8/1993 Glanz D24/226
D469,223 S * 1/2003 Thorpe D28/83
D477,895 S * 7/2003 Goswell D28/83
D480,837 S * 10/2003 Liu D28/83
D518,240 S * 3/2006 Bossomo D19/103
D538,538 S * 3/2007 Espinosa D3/313



(56)

References Cited

U.S. PATENT DOCUMENTS

D631,609 S * 1/2011 Lai D28/83
D632,015 S * 2/2011 Lai D28/83
D688,008 S * 8/2013 Fama D19/103
D709,651 S * 7/2014 Gaito D28/83
D831,275 S * 10/2018 Maynard D28/83
D833,031 S * 11/2018 Curry D24/227
D837,453 S * 1/2019 Angles-D'Auriac D28/83
2009/0166247 A1 * 7/2009 Gindi A45D 33/008
206/581
2014/0299151 A1 * 10/2014 Stroud A45D 33/008
132/315
2014/0318568 A1 * 10/2014 Lopes A45D 33/006
132/286
2015/0110690 A1 * 4/2015 Stiles G01N 35/04
422/561
2019/0059557 A1 * 2/2019 Kehoe A45D 40/24

* cited by examiner

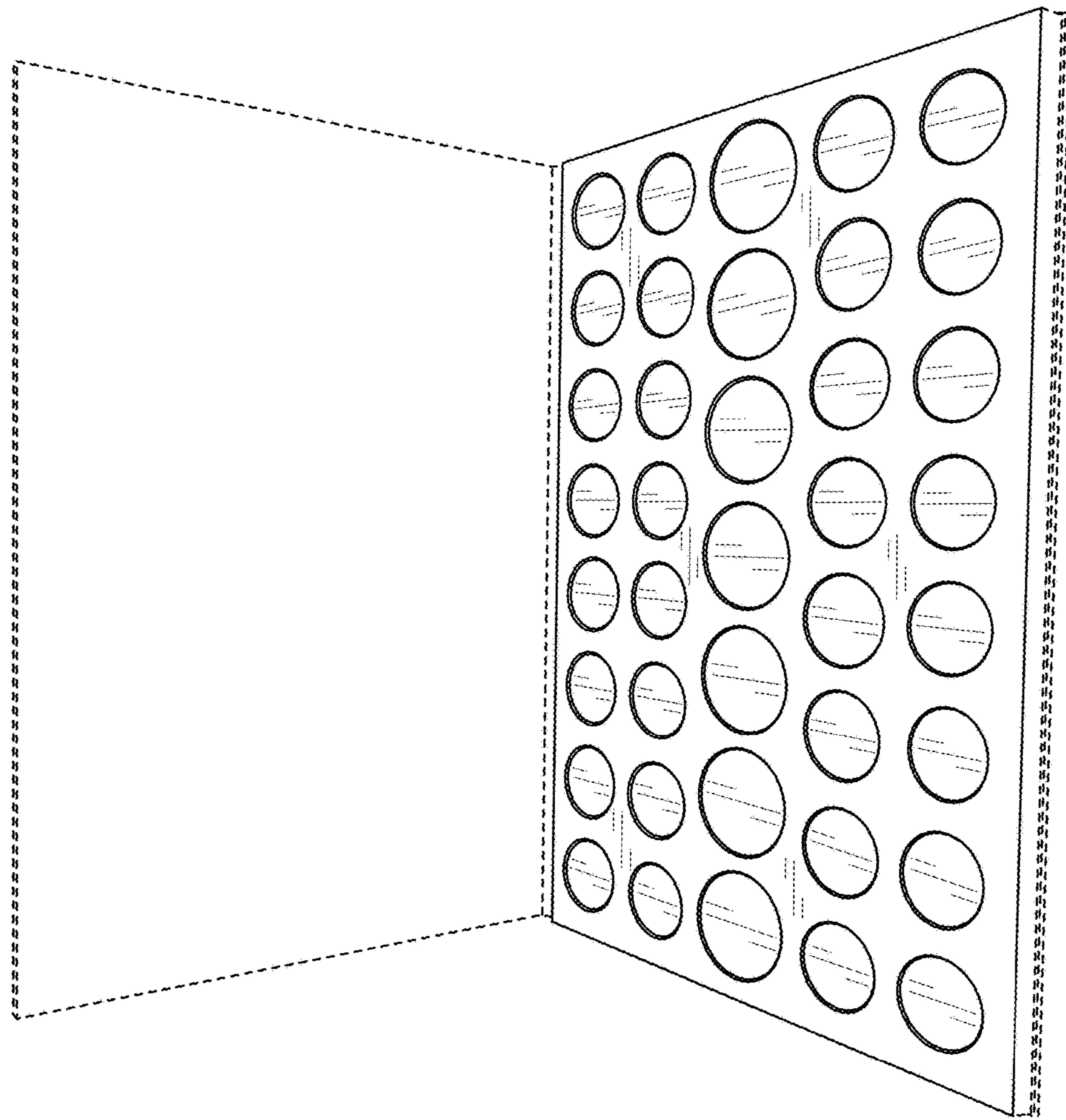


FIG. 1

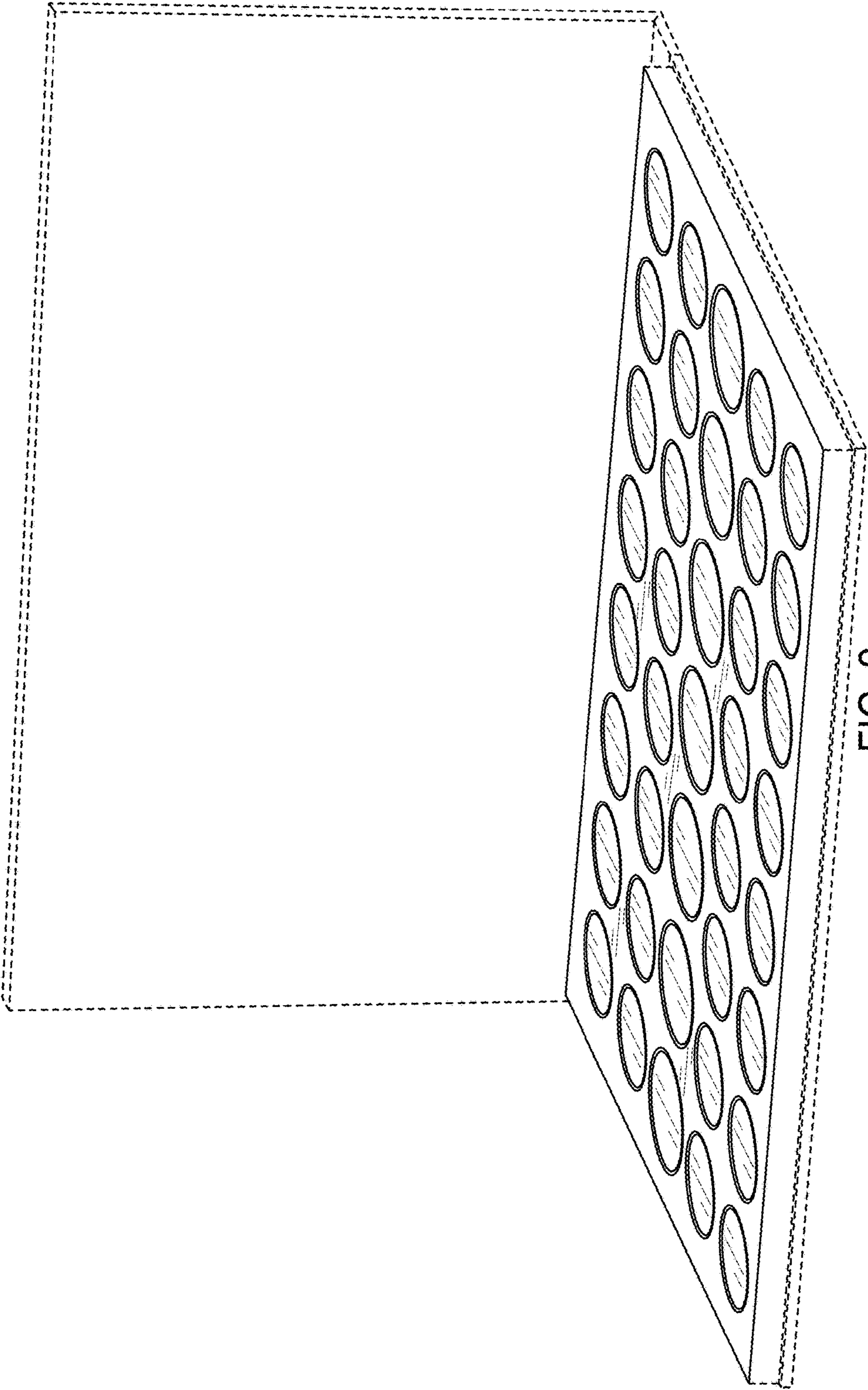


FIG. 2




FIG. 3




FIG. 4




FIG. 5

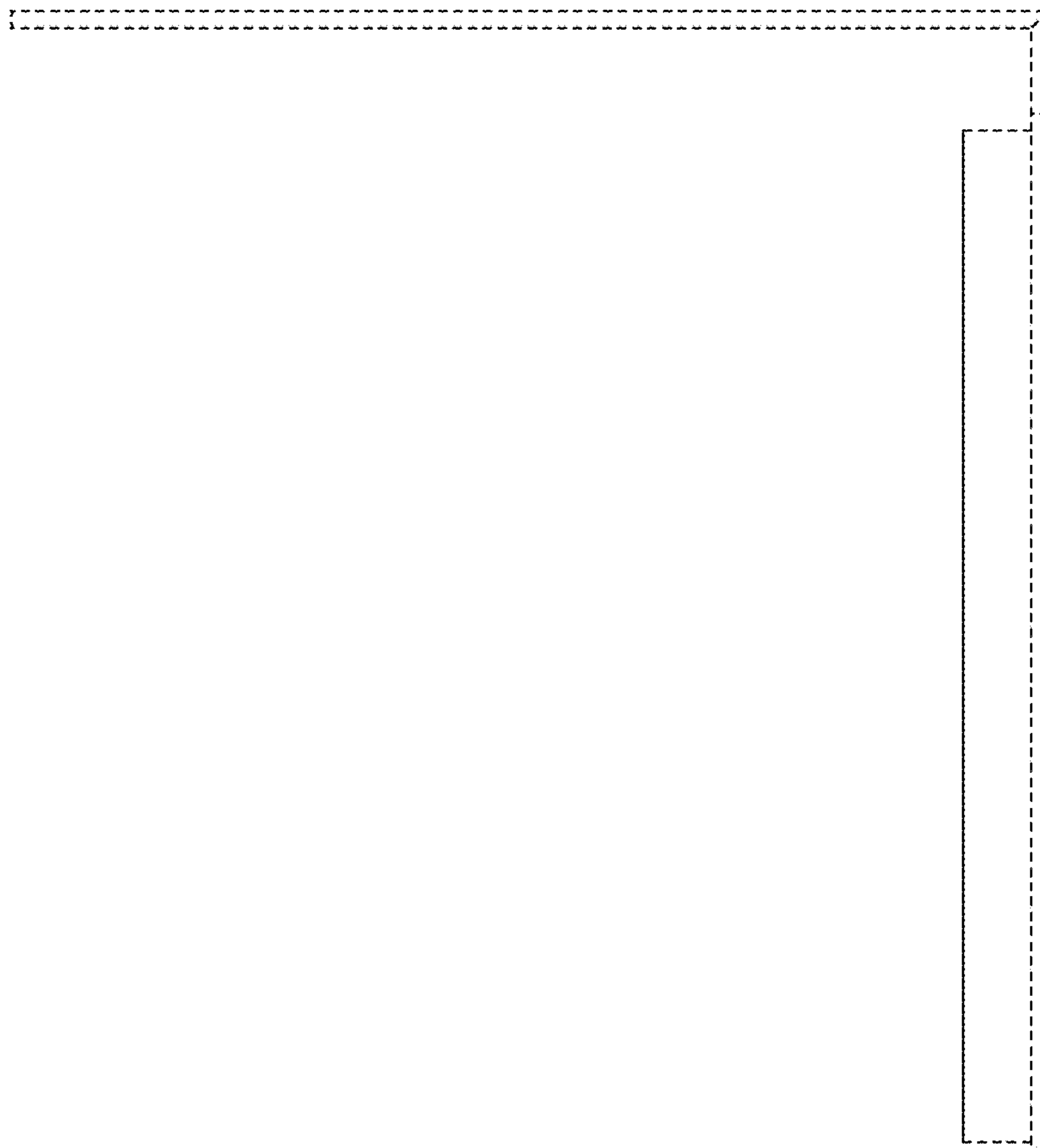


FIG. 6

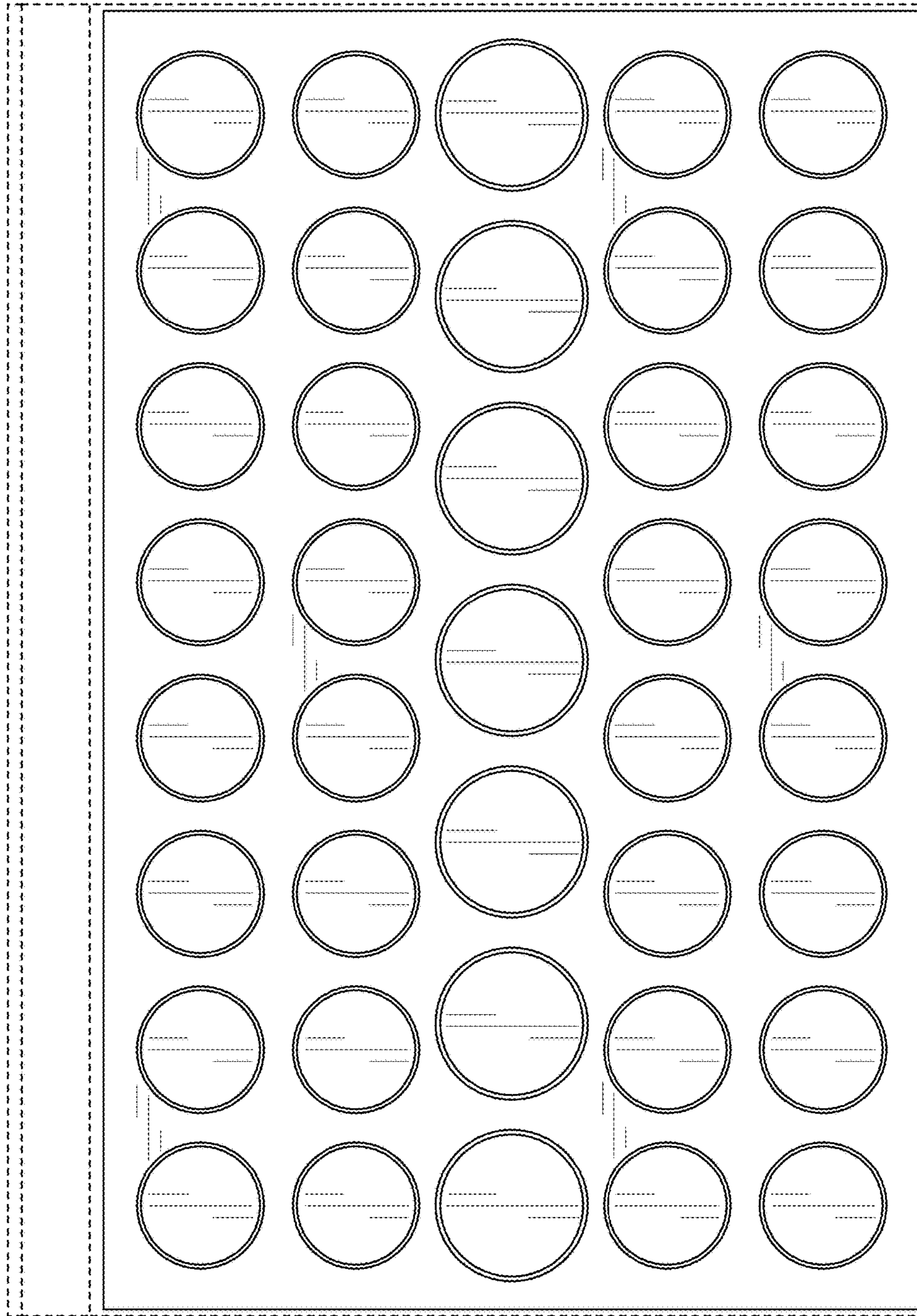


FIG. 7



FIG. 8




FIG. 9

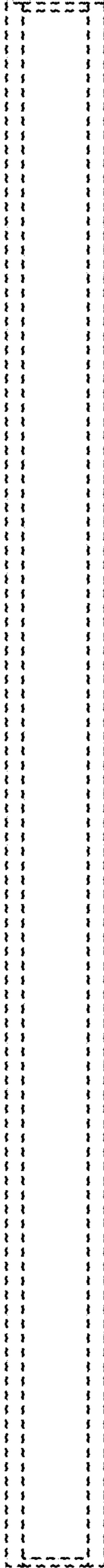


FIG. 10




FIG. 11




FIG. 12

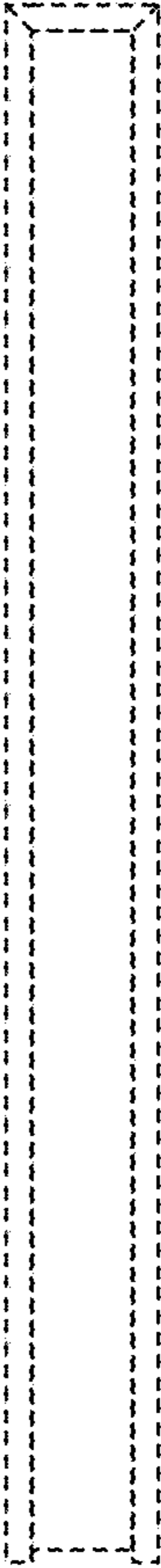


FIG. 13



FIG. 14




FIG. 15