

US00D867663S

(12) **United States Design Patent** (10) **Patent No.:** **US D867,663 S**
Boulanger (45) **Date of Patent:** **** Nov. 19, 2019**

(54) **HAIR TRIMMER**

(71) Applicant: **KONINKLIJKE PHILIPS N.V.**,
Eindhoven (NL)

(72) Inventor: **Florian Jeremy Fabrice Boulanger**,
Eindhoven (NL)

(73) Assignee: **KONINKLIJKE PHILIPS N.V.**,
Eindhoven (NL)

(**) Term: **15 Years**

(21) Appl. No.: **29/629,371**

(22) Filed: **Dec. 13, 2017**

(30) **Foreign Application Priority Data**

Jun. 13, 2017 (EM) 004044501-0002

(51) **LOC (12) Cl.** **28-03**

(52) **U.S. Cl.**
USPC **D28/53**

(58) **Field of Classification Search**
USPC D28/49-54
CPC B26B 19/00-08; B26B 19/10-107; B26B
19/20-205; B26B 19/38-3833; B26B
19/3853-3866; B26B 19/3886
See application file for complete search history.

(56) **References Cited**

U.S. PATENT DOCUMENTS

D310,734 S * 9/1990 Gallanis D28/53
D403,468 S * 12/1998 Smith D28/53
D405,924 S * 2/1999 Lebherz D28/53
D436,229 S * 1/2001 Eguchi D28/53
D464,466 S * 10/2002 Rizzuto, Jr. D28/53
D470,272 S * 2/2003 Fong D28/53

D493,573 S * 7/2004 Graf D28/53
D538,476 S * 3/2007 Laube D28/54
D586,955 S * 2/2009 Eigenstetter D28/53
D600,409 S * 9/2009 Klein D28/53
D604,907 S * 11/2009 Emminger D28/53
D652,170 S * 1/2012 Snow D28/54
D674,556 S * 1/2013 Weinberg D28/53
D675,781 S * 2/2013 Whittaker D28/53
D696,459 S * 12/2013 Chan D28/53
D698,085 S * 1/2014 Yoon D28/53
D721,205 S * 1/2015 Colle D28/53
D760,437 S * 6/2016 Emminger D28/53
D784,618 S * 4/2017 Mori D28/53
D814,702 S * 4/2018 Aulwes D28/53
D820,521 S * 6/2018 Nitsch D28/53
D830,633 S * 10/2018 Gamble D28/53
2009/0199413 A1 * 8/2009 Tautscher B26B 19/06
30/243

* cited by examiner

Primary Examiner — Jennifer Rivard

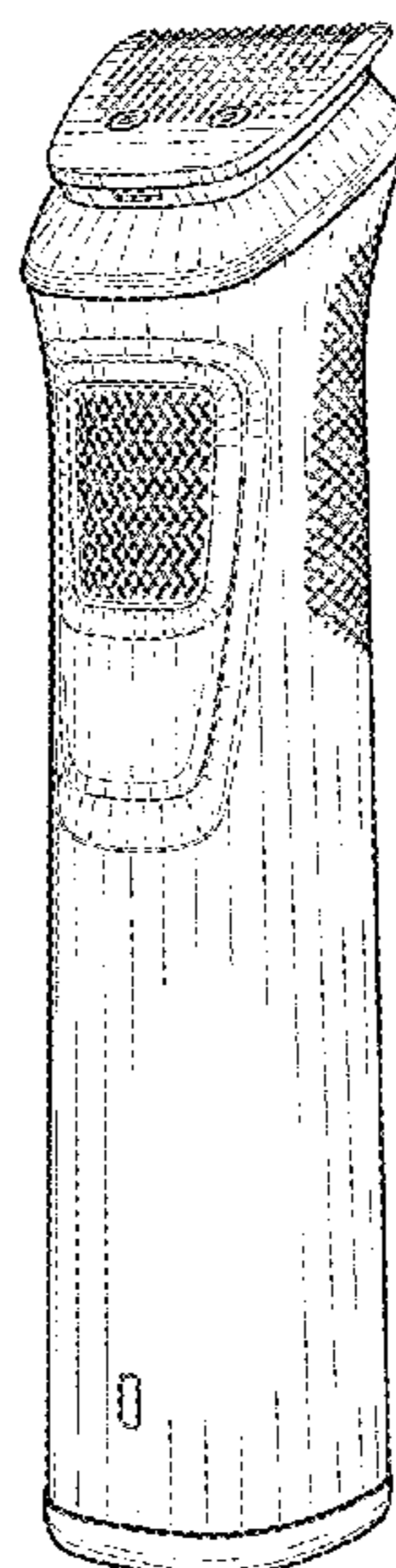
(57) **CLAIM**

The ornamental design for a hair trimmer, as shown and described.

DESCRIPTION

FIG. 1 is a perspective view of a hair trimmer showing my design;
FIG. 2 is a front elevational view thereof;
FIG. 3 is a rear elevational view thereof;
FIG. 4 is a right side elevational view thereof;
FIG. 5 is a left side elevational view thereof;
FIG. 6 is a top plan view thereof; and,
FIG. 7 is a bottom plan view thereof.
The broken lines shown in FIG. 7 illustrate portions of the hair trimmer that form no part of the claimed design.

1 Claim, 4 Drawing Sheets



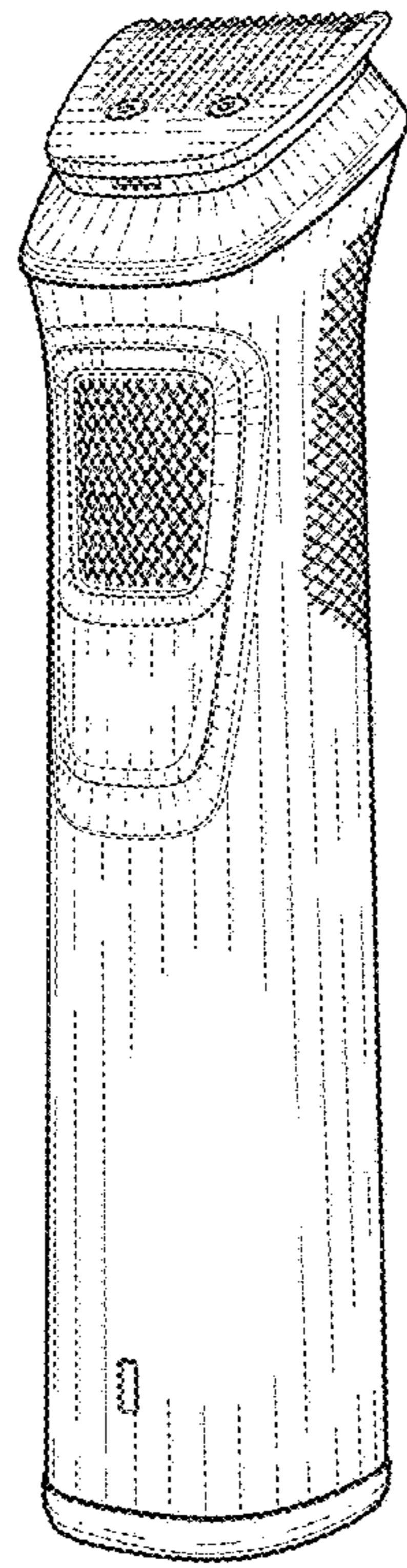


FIG. 1

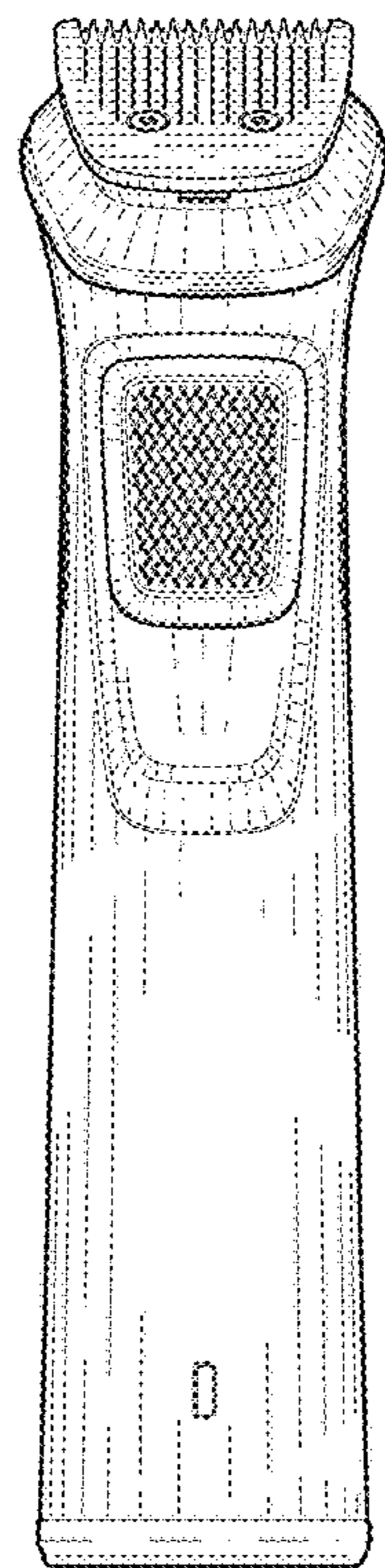


FIG. 2

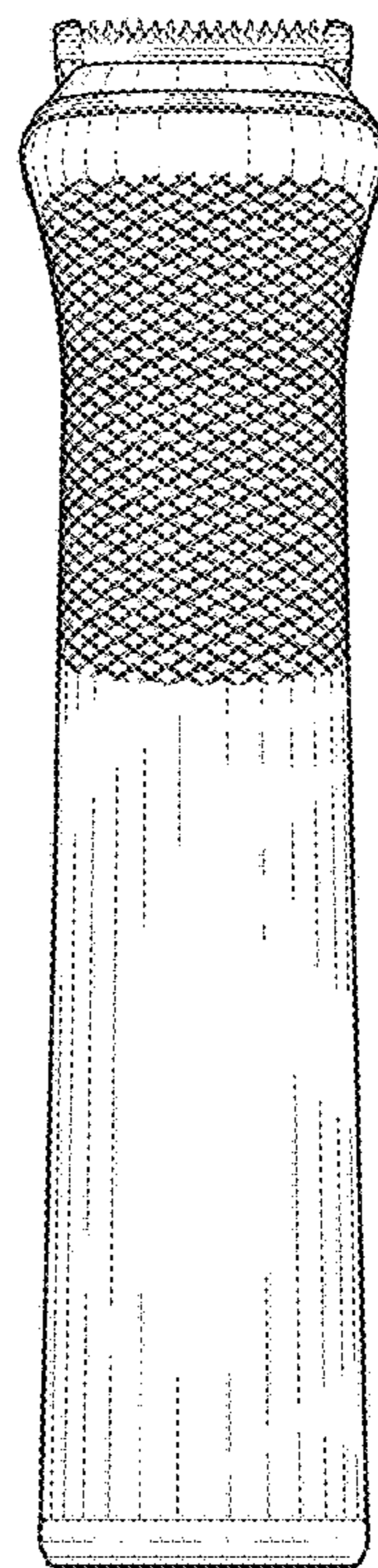


FIG. 3

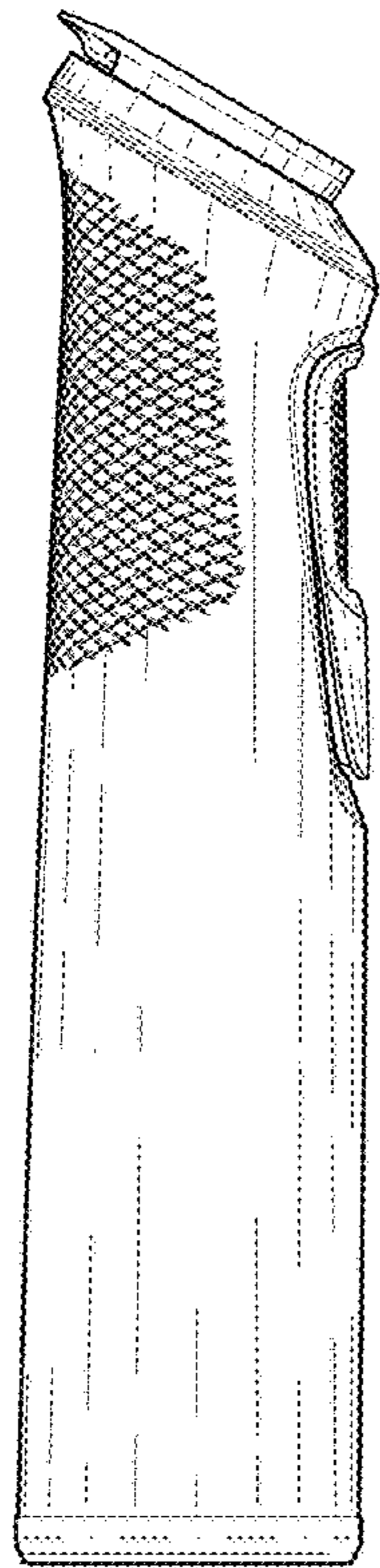


FIG. 4

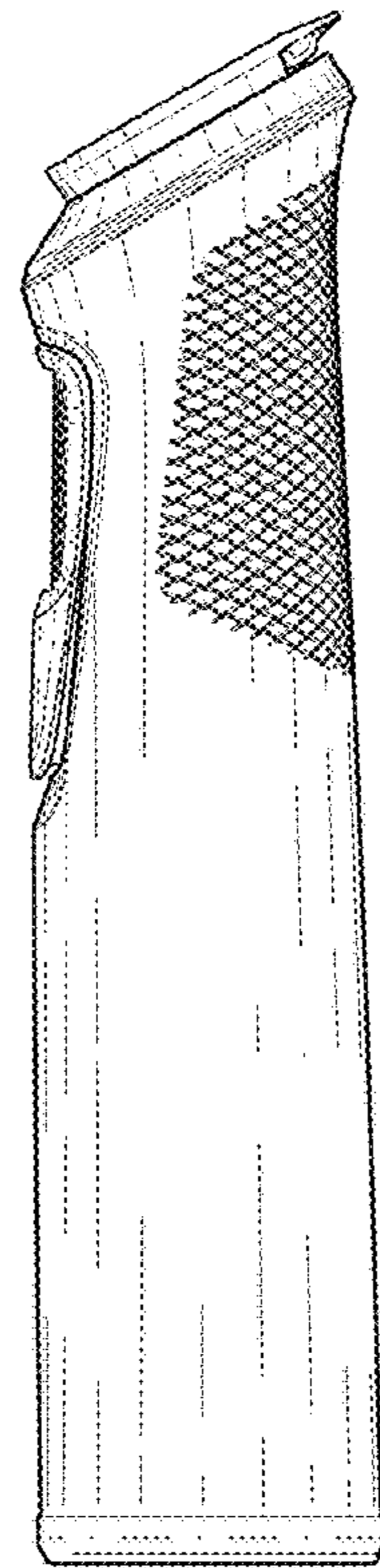


FIG. 5

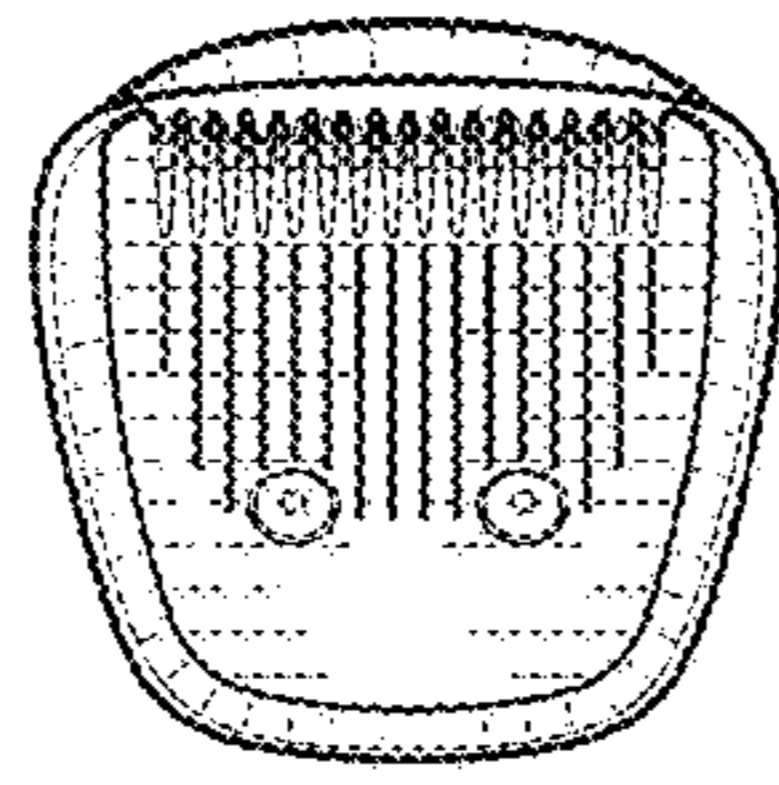


FIG. 6

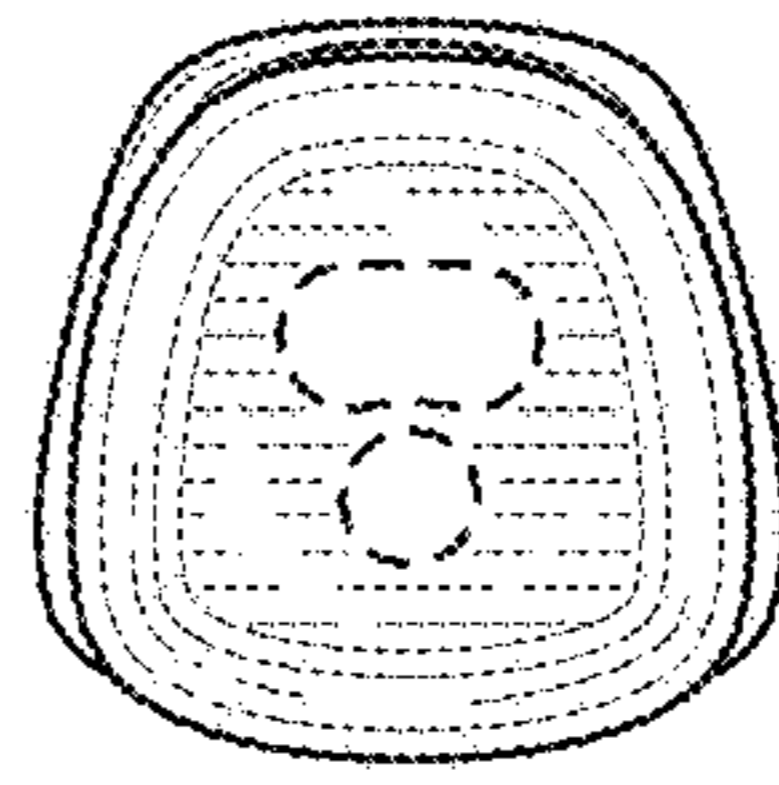


FIG. 7