



US00D867660S

(12) **United States Design Patent** (10) **Patent No.:** **US D867,660 S**
Thillet (45) **Date of Patent:** **** Nov. 19, 2019**

(54) **HAIR SECURING DEVICE**
(71) Applicant: **Keren Thillet**, Kenneth City, FL (US)
(72) Inventor: **Keren Thillet**, Kenneth City, FL (US)
(73) Assignee: **Keren Thillet**, Kenneth City, FL (US)
(**) Term: **15 Years**
(21) Appl. No.: **29/620,927**

(22) Filed: **Aug. 22, 2017**
(51) **LOC (12) Cl.** **28-03**
(52) **U.S. Cl.**
USPC **D28/41**
(58) **Field of Classification Search**
USPC D11/3, 4, 5, 6; D28/10, 21-34, 39, 40,
D28/41, 42, 43, 92; D29/112, 108, 104
CPC A45D 2008/002; A45D 2008/004; A45D
2008/006; A45D 2008/008; A45D 8/00;
A45D 8/34; A45D 8/36; F16L 11/11
See application file for complete search history.

(56) **References Cited**

U.S. PATENT DOCUMENTS

4,998,544 A * 3/1991 Obergfell A45D 8/34
132/212
D324,765 S * 3/1992 Obergfell D2/875
D344,176 S * 2/1994 Lawrence D2/875
5,590,422 A * 1/1997 Henderson A41D 20/00
132/273
D443,954 S * 6/2001 Blum D28/41
D475,804 S * 6/2003 Stachowski D28/41
7,481,223 B1 * 1/2009 Batistelli A42B 1/24
128/207.18
D811,657 S * 2/2018 Lalonde D28/41
2005/0061345 A1 * 3/2005 Srivastava A45D 8/34
132/200

2006/0085891 A1 * 4/2006 Larkin A45D 8/36
2/171
2012/0324627 A1 * 12/2012 Adkins A42B 1/041
2/209.13
2018/0103740 A1 * 4/2018 Kennedy A45D 8/36

FOREIGN PATENT DOCUMENTS

GB 2422088 A * 7/2006 A41D 20/00
JP 09266812 A * 10/1997
WO WO-9732493 A1 * 9/1997 A41D 13/1161
WO WO-2009014435 A1 * 1/2009 A41D 20/00

OTHER PUBLICATIONS

Ponytail Headband, posted Feb. 4, 2015 [onlines], retrieved Jul. 2, 2018, retrieved from internet, <<https://www.amazon.com/Ponytail-Headband-Warmers-Comfortable-Durable/dp/B00SX3AAQU>>.*

* cited by examiner

Primary Examiner — Barbara Fox
Assistant Examiner — Messina L Smith

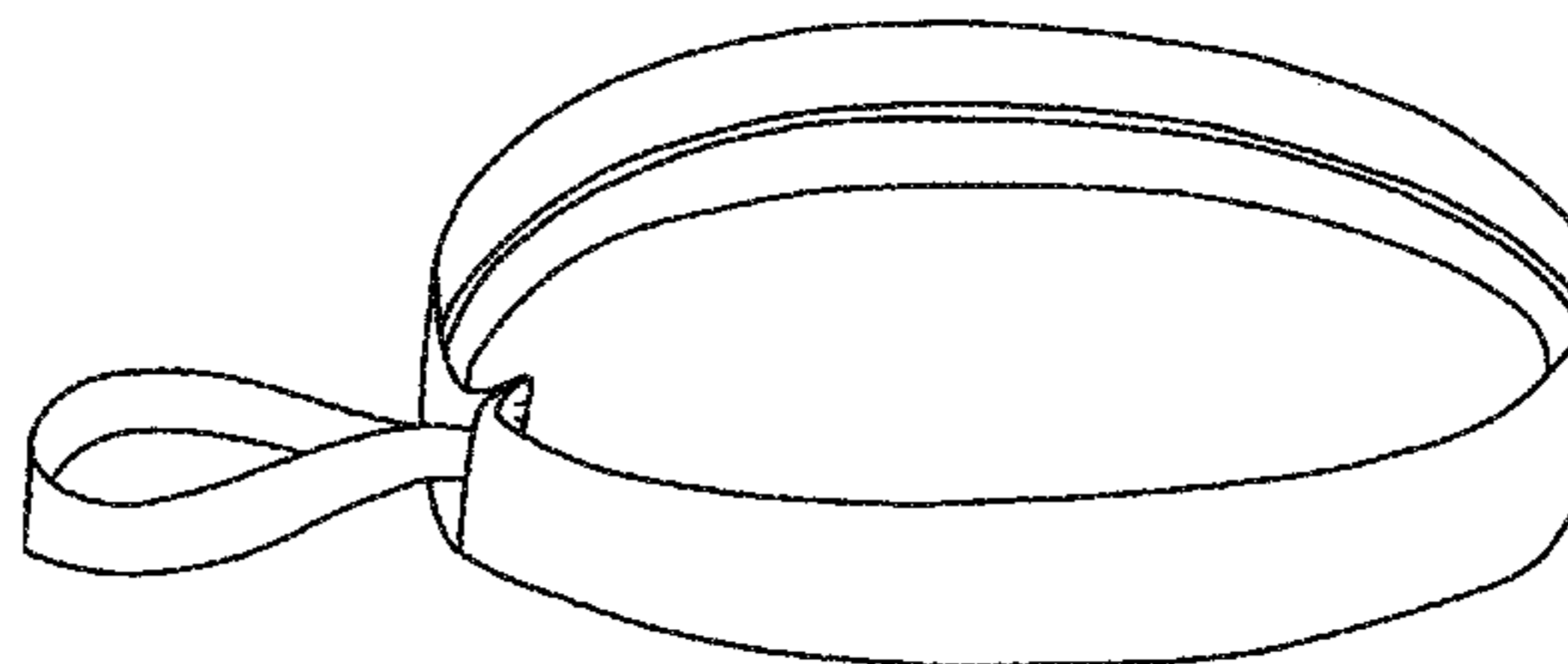
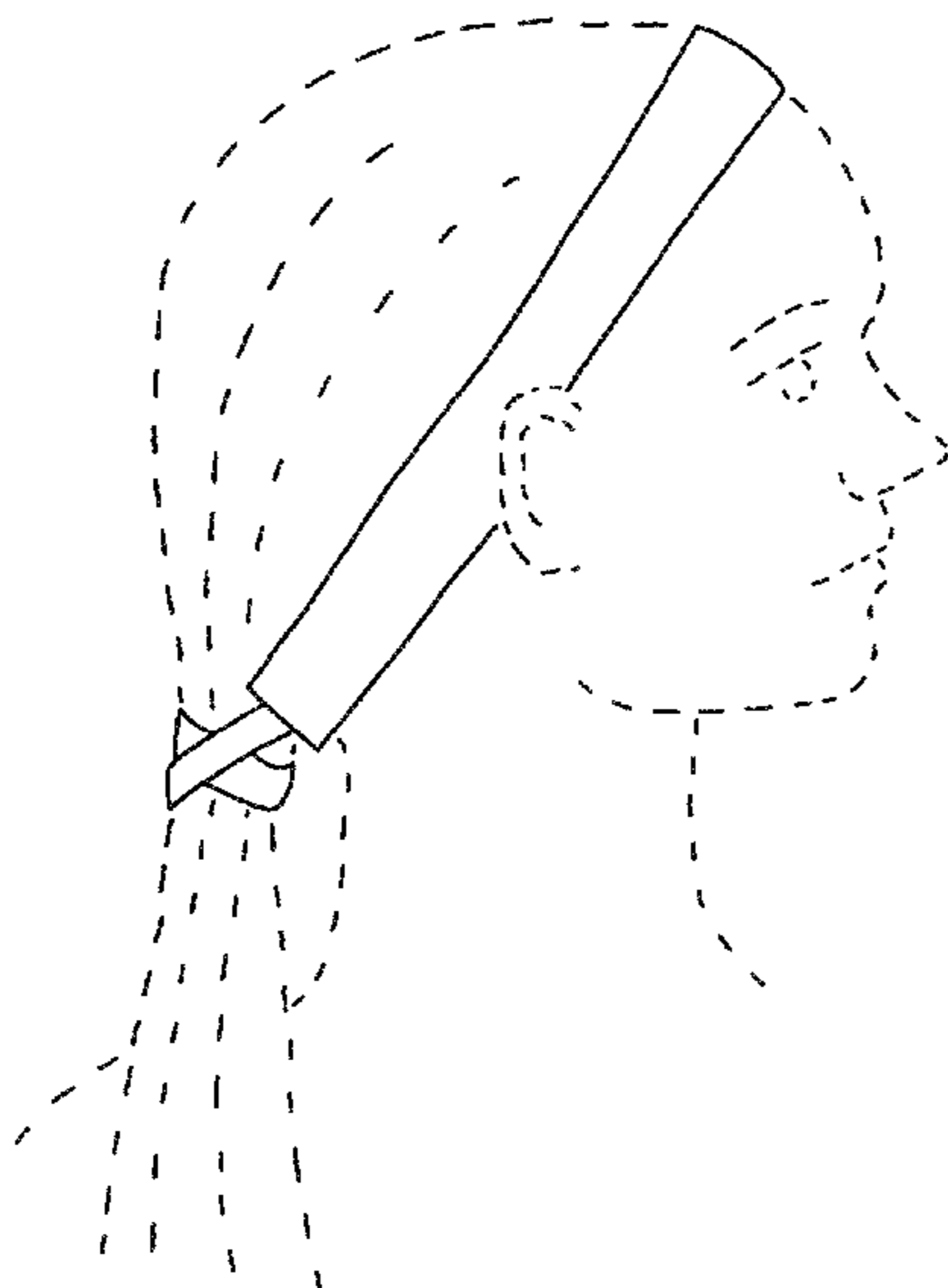
(57) **CLAIM**

The ornamental design for a hair securing device, as shown and described.

DESCRIPTION

FIG. 1 is a top perspective view of a hair securing device showing the new design in an environment of use; FIG. 2 is a top perspective view of the hair securing device; and, FIG. 3 is a top view of the hair securing device shown in FIG. 2.
The broken line showing of a head with hair in FIG. 1 depicts environment and forms no part of the claimed design.

1 Claim, 3 Drawing Sheets



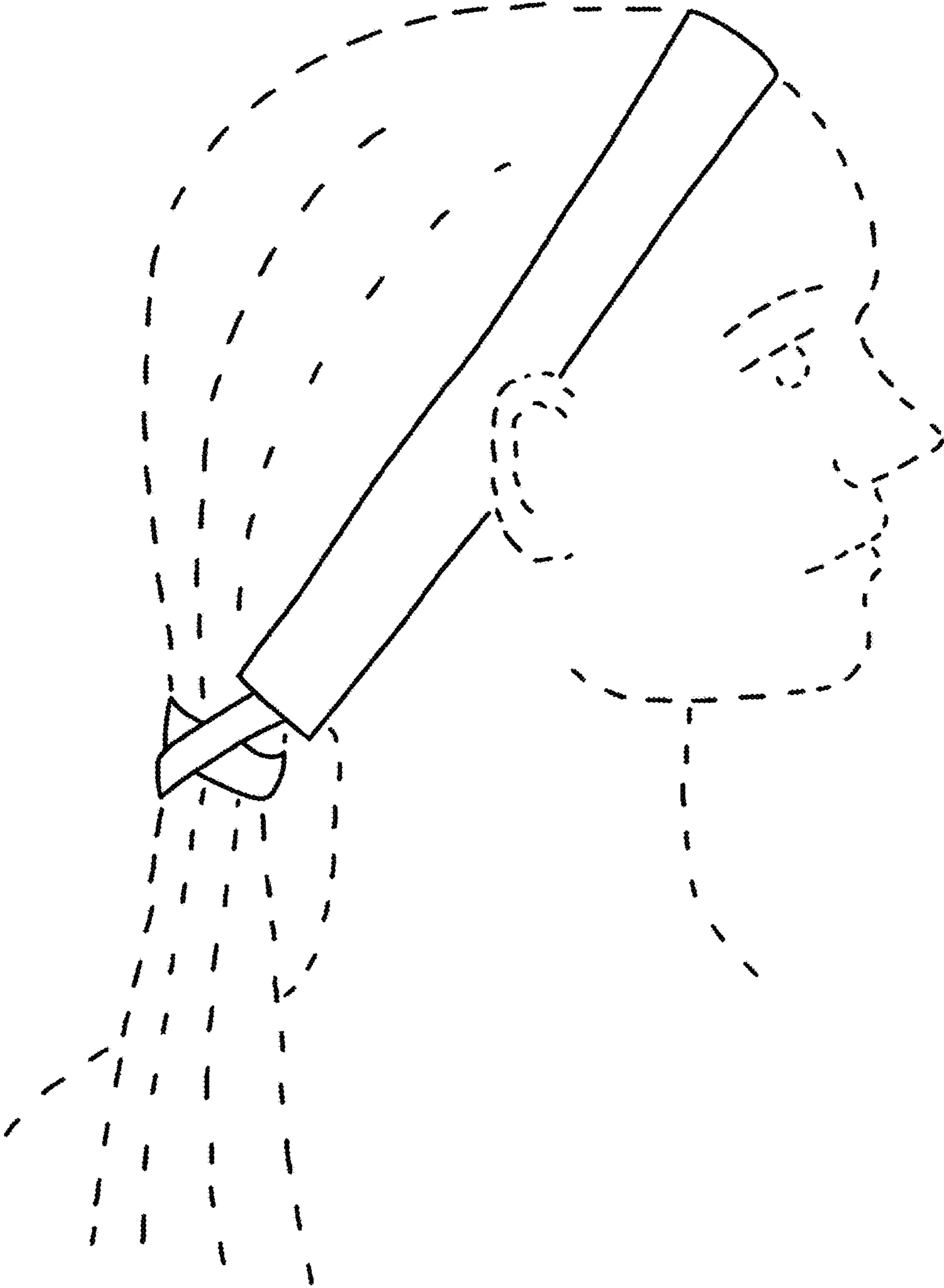


Figure 1

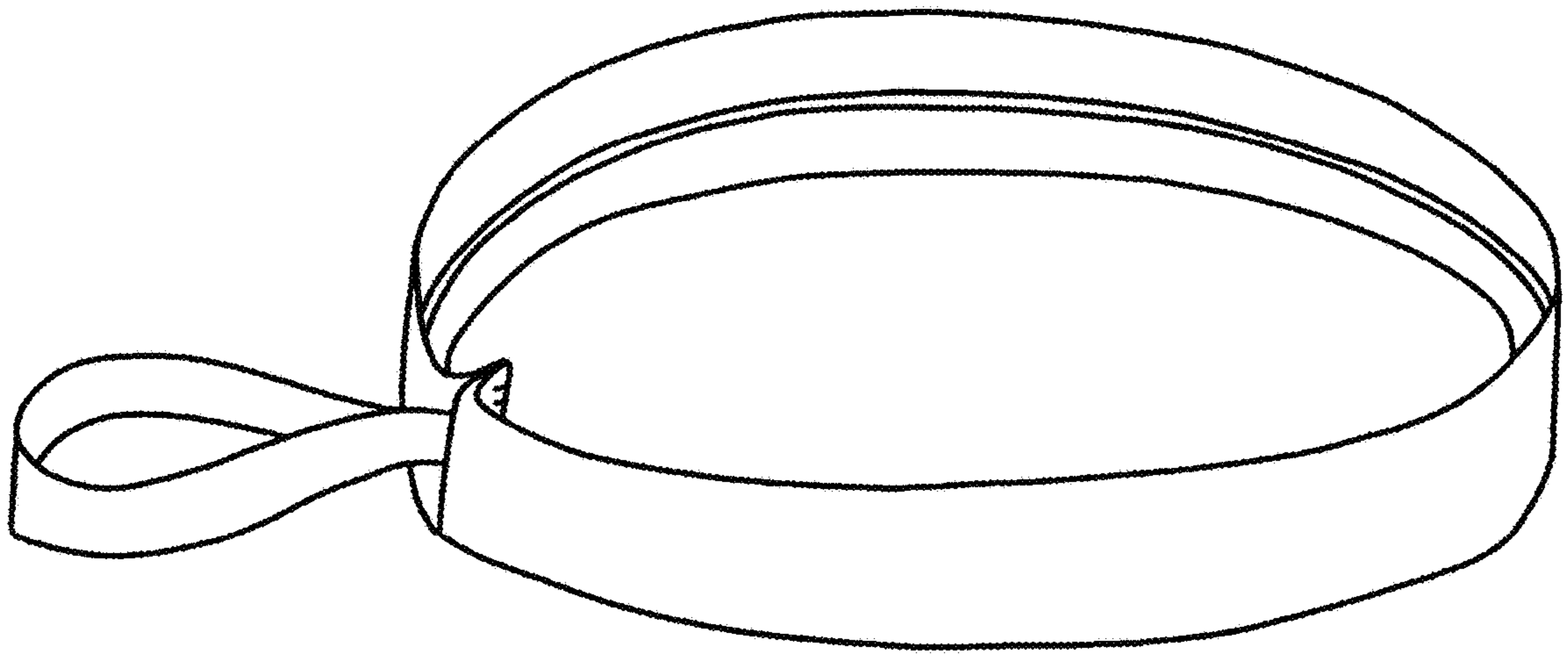


Figure 2

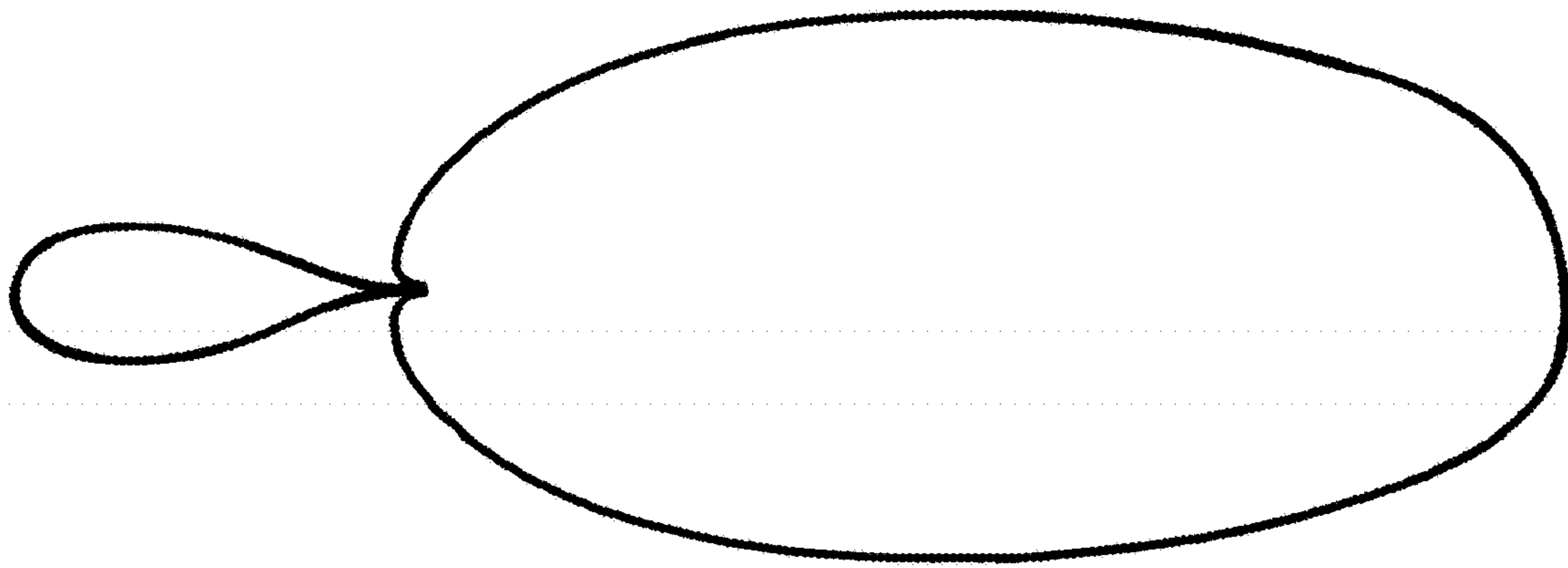


Figure 3