



US00D867648S

(12) **United States Design Patent** (10) **Patent No.:** **US D867,648 S**
Papi et al. (45) **Date of Patent:** **** Nov. 19, 2019**

(54) **LIGHTING FIXTURE**
(71) Applicant: **TERZANI S.r.l.**, Scandicci (FI) (IT)
(72) Inventors: **Stefano Papi**, Terni (IT); **Saviz Yaghmai**, Terni (IT)
(73) Assignee: **TERZANI S.R.L.**, Scandicci (FI) (IT)
(**) Term: **15 Years**
(21) Appl. No.: **29/641,632**
(22) Filed: **Mar. 23, 2018**
(30) **Foreign Application Priority Data**

Nov. 16, 2017 (EM) 004509511-0001

(51) **LOC (12) Cl.** **26-05**
(52) **U.S. Cl.**
USPC **D26/103**

(58) **Field of Classification Search**
USPC D11/131, 141; D26/72, 73, 81, 84, 88,
D26/90, 103, 118, 127-137
CPC F21V 21/00; F21V 21/02; F21V 21/116;
F21W 2121/00; F21W 2131/00; A63H
1/00

See application file for complete search history.

(56) **References Cited**

U.S. PATENT DOCUMENTS

D145,583 S * 9/1946 Lolli D26/103
4,214,747 A * 7/1980 Rebajes A63B 67/08
156/195
D389,090 S * 1/1998 Armijo D11/131
D487,034 S * 2/2004 Lach D11/131
D497,833 S * 11/2004 Lach D11/131
D505,639 S * 5/2005 Lach D11/131
D641,919 S * 7/2011 Parker D26/118
D700,988 S * 3/2014 Koho D26/118

D708,383 S * 7/2014 Miyake D26/88
D755,435 S * 5/2016 Martin D26/103
D761,996 S * 7/2016 Nguyen D26/118
D765,305 S * 8/2016 Parkinson D26/118
D852,981 S * 7/2019 Hsu D25/20
2006/0269769 A1* 11/2006 Sater A63H 1/00
428/542.2

FOREIGN PATENT DOCUMENTS

EM 003993344-0001 * 5/2017

OTHER PUBLICATIONS

ArchiProducts Epoque Pendant lamp By Terzani https://www.archiproducts.com/en/products/terzani/led-metal-pendant-lamp-epoque-pendant-lamp_321358 2017 (Year: 2017).*

* cited by examiner

Primary Examiner — Leanne Was-Englehart
(74) *Attorney, Agent, or Firm* — Lucas & Mercanti, LLP

(57) **CLAIM**

The ornamental design for a lighting fixture, as shown and described.

DESCRIPTION

FIG. 1 is a front view of the design;
FIG. 2 is a right side view thereof;
FIG. 3 is a left side view thereof;
FIG. 4 is a side perspective view thereof;
FIG. 5 is a rear thereof;
FIG. 6 is a top view thereof; and,
FIG. 7 is a bottom view thereof.

1 Claim, 7 Drawing Sheets





FIG. 1




FIG. 2




FIG. 3



FIG. 4




FIG. 5




FIG. 6




FIG. 7