



US00D867647S

(12) **United States Design Patent** (10) **Patent No.:** **US D867,647 S**
Yando (45) **Date of Patent:** **** Nov. 19, 2019**

(54) LIGHT FIXTURE	D605,332 S * 12/2009 Miranda D26/88
	D605,333 S * 12/2009 Miranda D26/88
(71) Applicant: SWAROVSKI LIGHTING, LTD., Plattsburgh, NY (US)	D606,233 S * 12/2009 Benghozi D26/88
	D632,003 S * 2/2011 Jordan D26/88
	D686,771 S * 7/2013 Lastimoso D26/88
(72) Inventor: Roslyn Yando, Brainardsville, NY (US)	D762,910 S * 8/2016 Park D26/88
	9,488,343 B2 * 11/2016 Kaner F21V 17/002
(73) Assignee: SWAROVSKI LIGHTING, LTD., Plattsburgh, NY (US)	D780,367 S * 2/2017 Clark D26/88
	D804,645 S * 12/2017 Habig D23/411
	D821,622 S * 6/2018 Badarello D26/59
(**) Term: 15 Years	2004/0027830 A1 * 2/2004 Chen F21V 1/06 362/352

(21) Appl. No.: **29/648,552**
(22) Filed: **May 22, 2018**

OTHER PUBLICATIONS

Yando, Roselyn, U.S. Appl. No. 29/648,550 entitled "Light Fixture" filed May 22, 2018.

* cited by examiner

Primary Examiner — Darlington Ly
(74) *Attorney, Agent, or Firm* — Heslin Rothenberg Farley & Mesiti P.C.

Related U.S. Application Data

(62) Division of application No. 35/001,310, filed on Jan. 9, 2017 (U.S. filing date under 35 U.S.C. 384), and having an international filing date of Jan. 9, 2017, now Pat. No. Des. 844,882.

(51) **LOC (12) Cl.** **26-05**

(52) **U.S. Cl.**
USPC **D26/88**

(58) **Field of Classification Search**
USPC ... D26/72, 73, 81, 84, 88, 90, 118, 127-137
CPC F21S 8/03; F21S 8/033; F21S 8/036; F21S 8/04; F21S 8/043; F21S 8/046; F21S 8/06; F21S 8/061; F21S 8/063; F21S 8/065; F21S 8/068
See application file for complete search history.

(57) **CLAIM**

The ornamental design for a light fixture, as shown and described.

DESCRIPTION

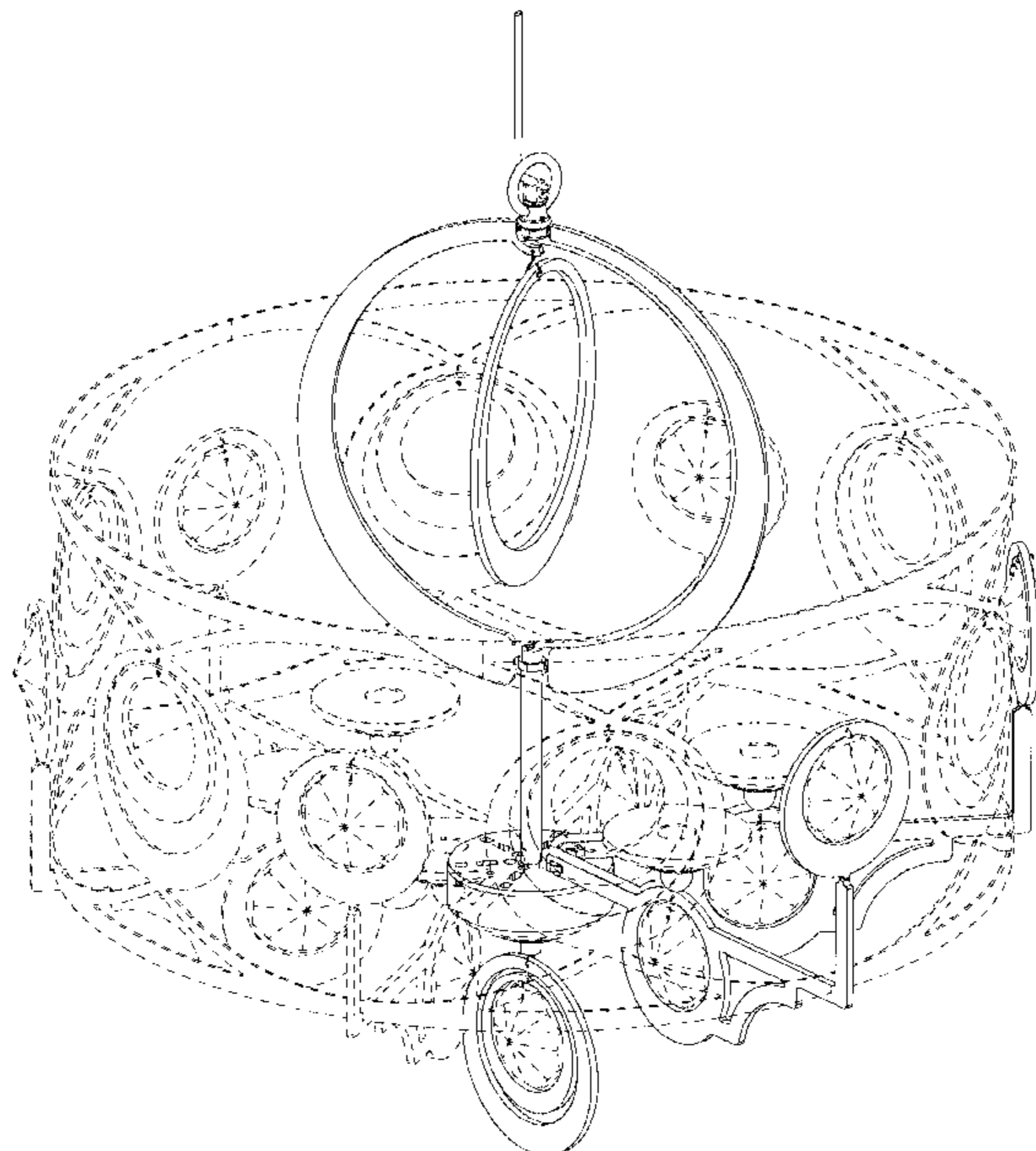
FIG. 1 is a perspective view of the light fixture of the present design;
FIG. 2 is a front elevation view thereof;
FIG. 3 is a right side elevation view thereof;
FIG. 4 is a rear elevation view thereof;
FIG. 5 is a left side elevation view thereof;
FIG. 6 is a top plan view thereof; and,
FIG. 7 is a bottom plan view thereof.
The portions of the light fixture shown in broken lines form no part of the claimed design.

(56) **References Cited**

U.S. PATENT DOCUMENTS

D215,171 S *	9/1969	Meltzer	D25/154
D461,583 S *	8/2002	Hsu	D26/90
D558,384 S *	12/2007	Bickler	D26/88
D585,583 S *	1/2009	Campbell	D26/118

1 Claim, 7 Drawing Sheets



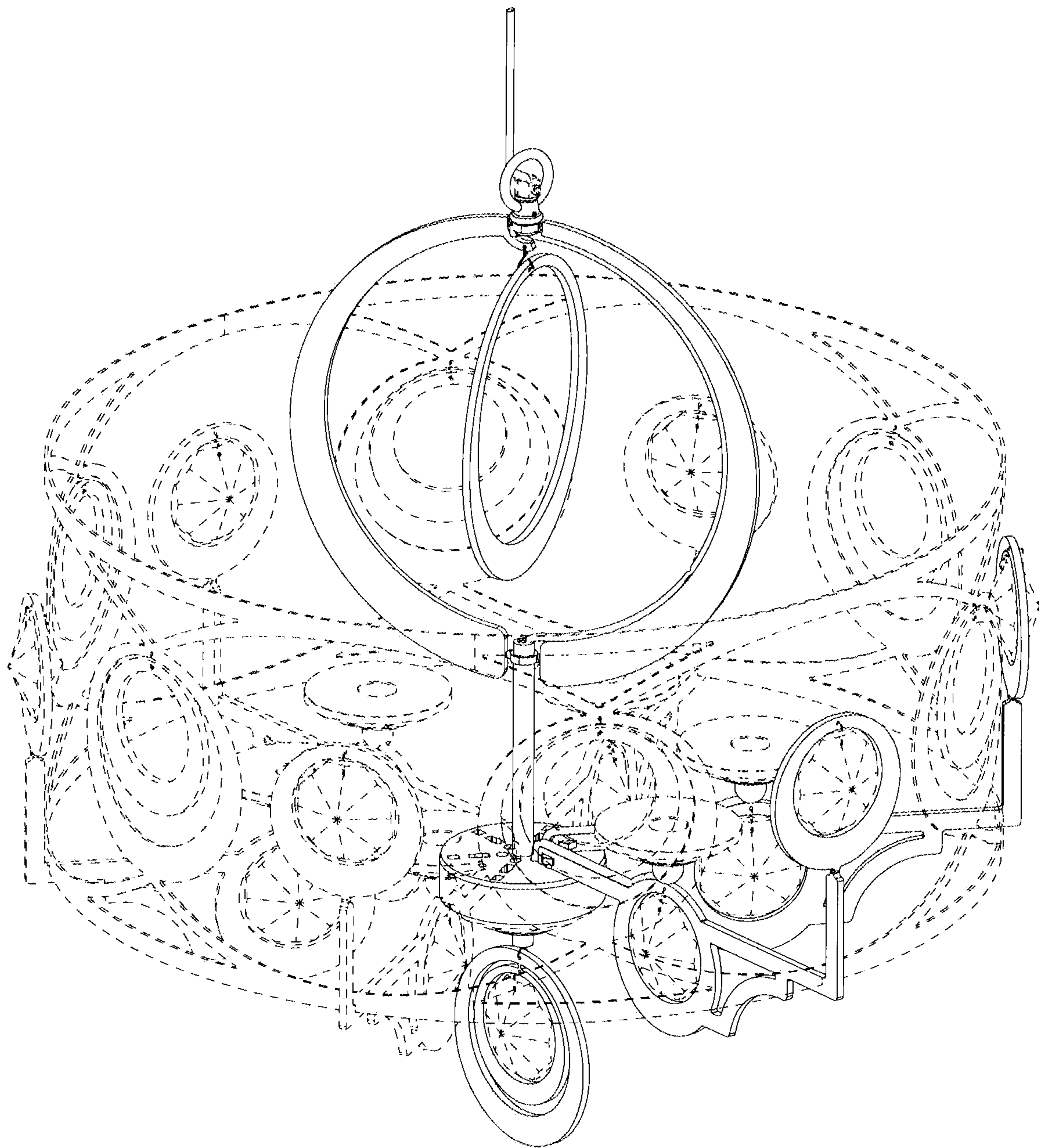


FIG. 1

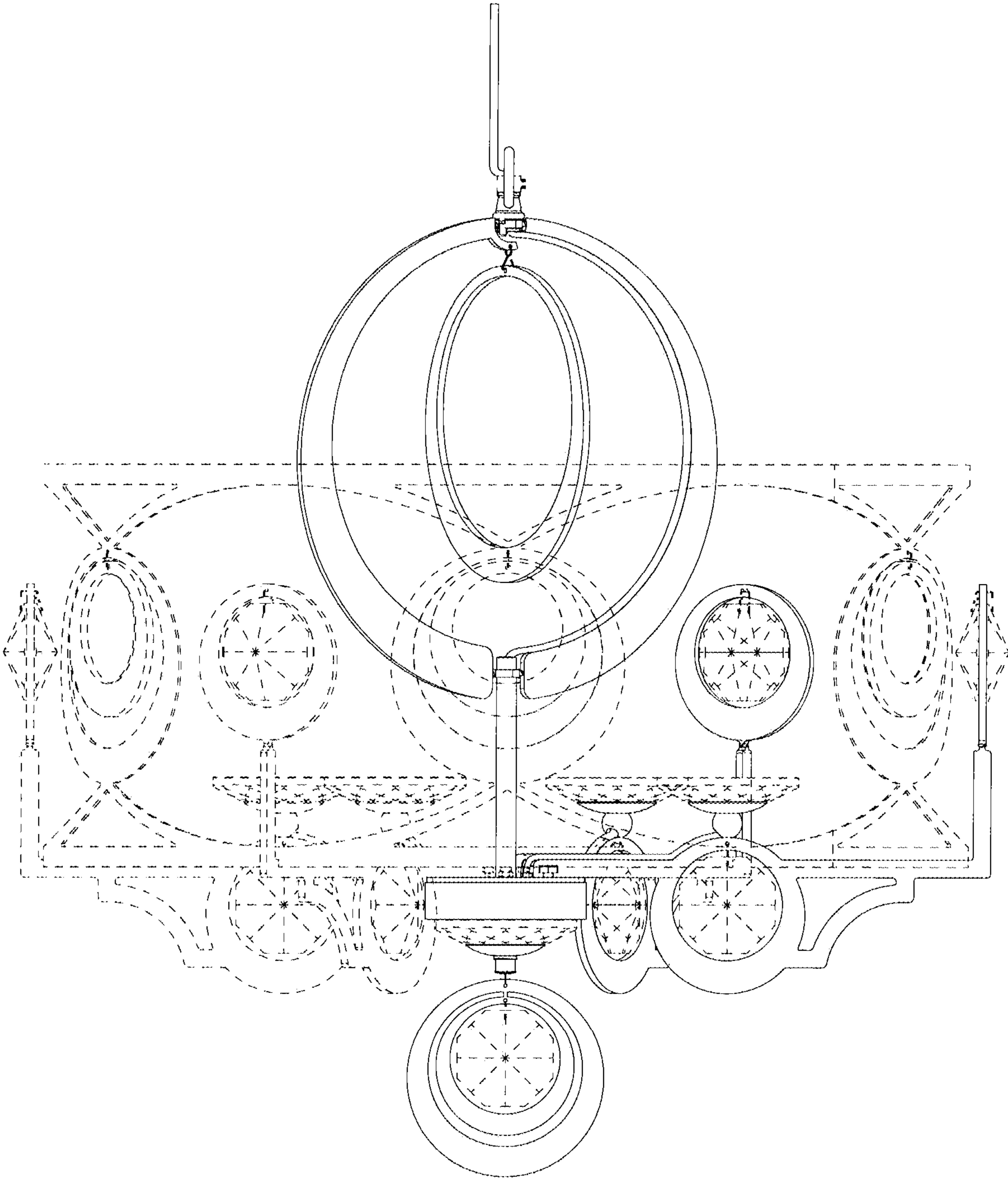


FIG. 2




FIG. 3

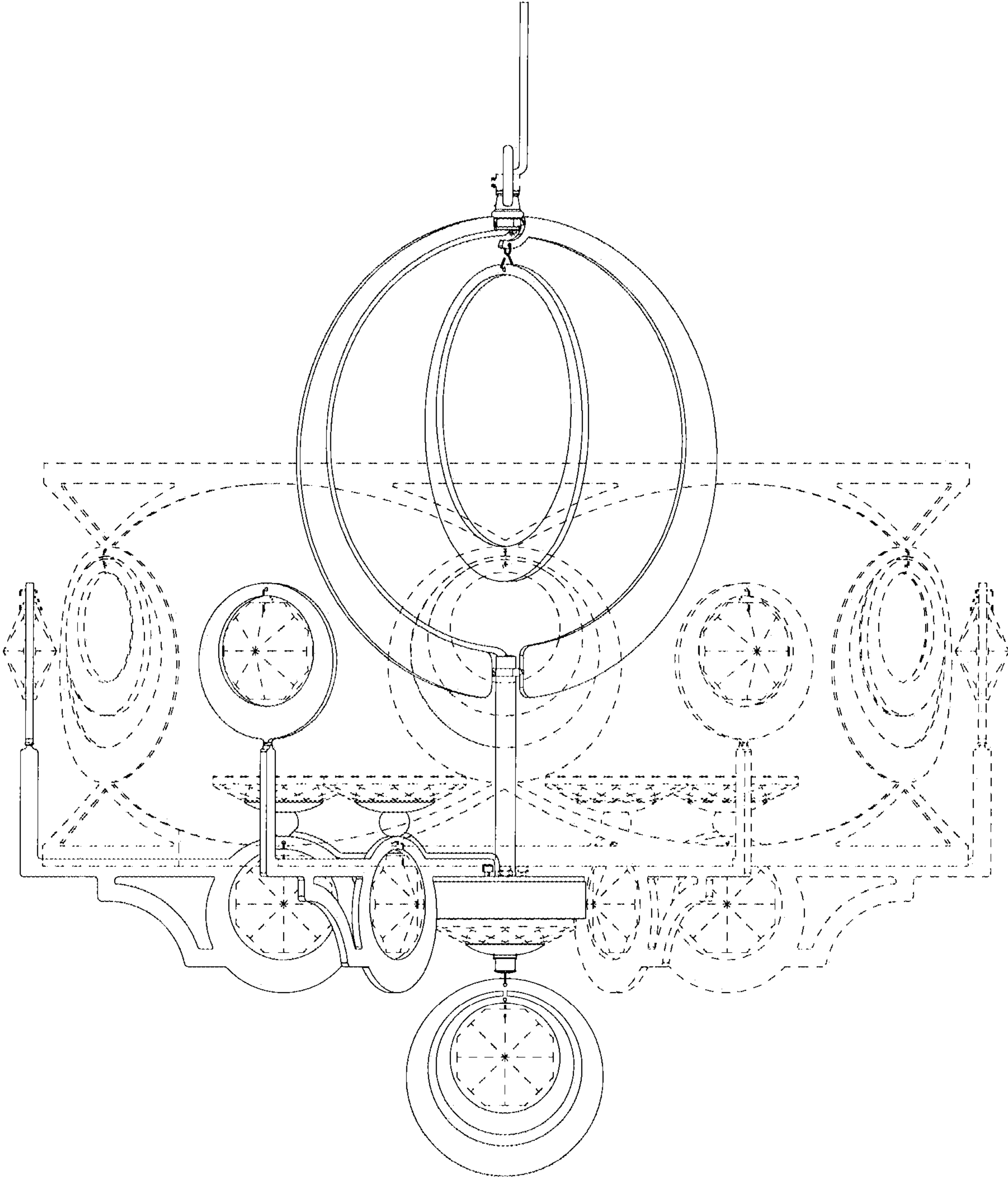


FIG. 4

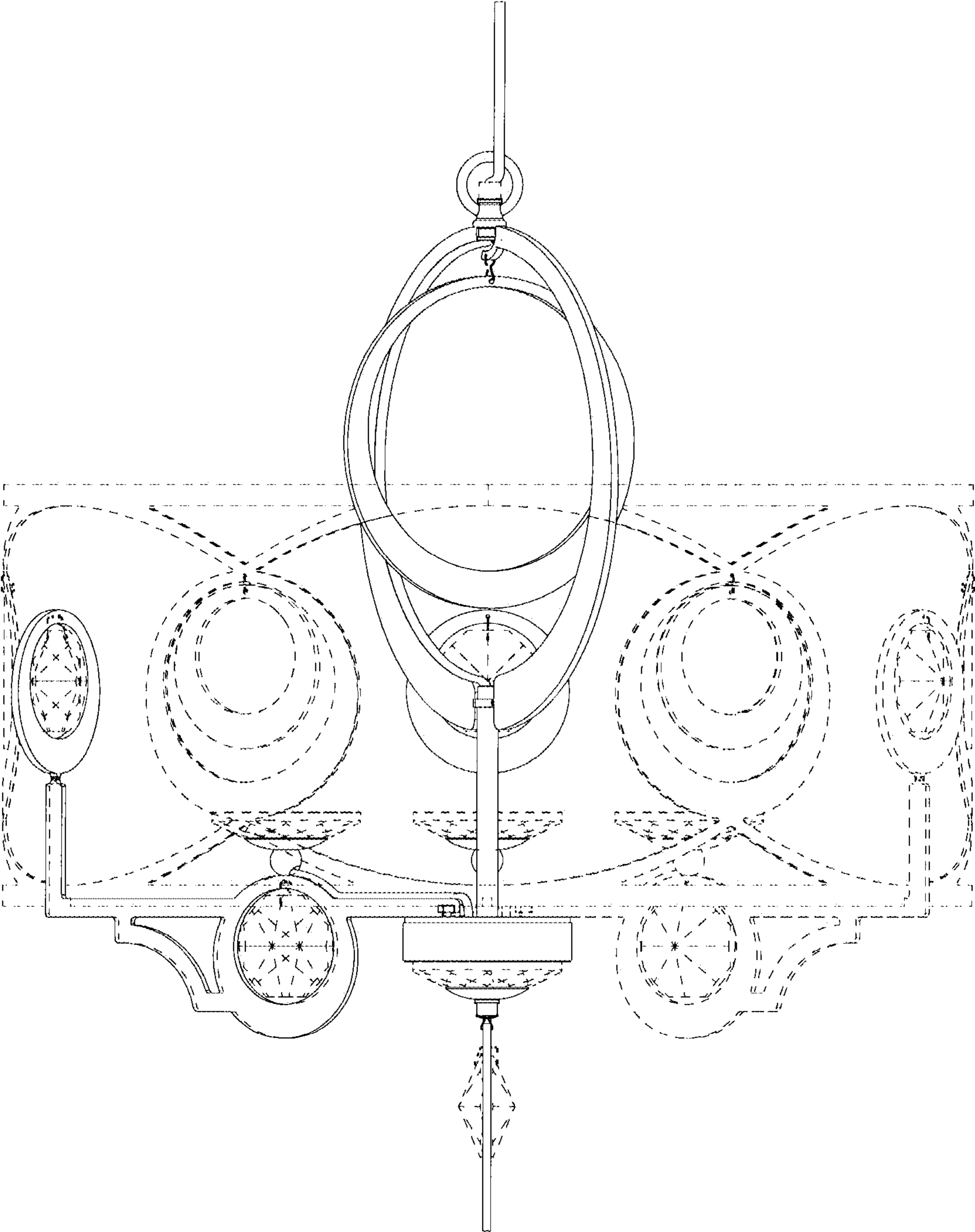


FIG. 5

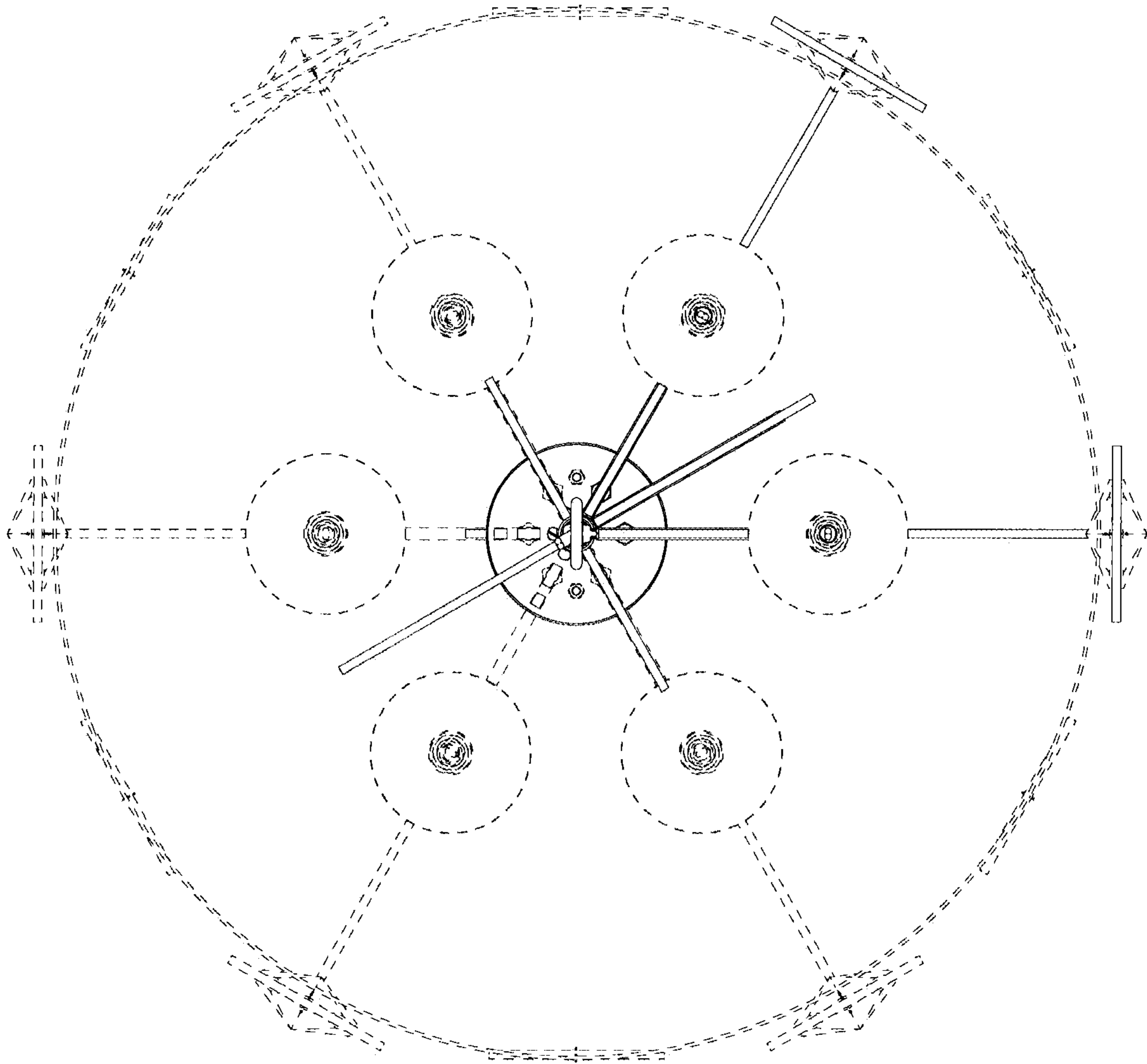


FIG. 6

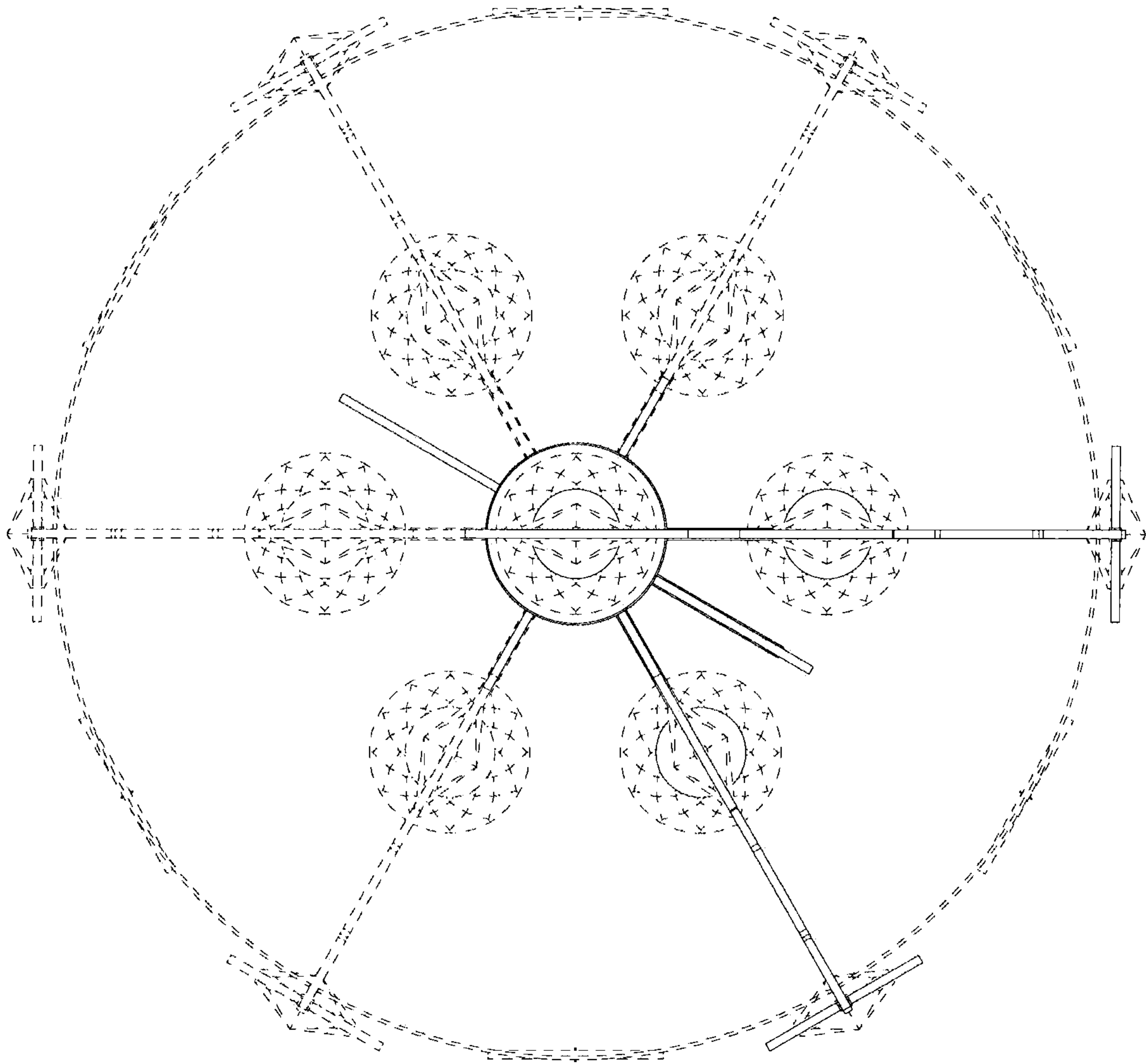


FIG. 7