



US00D867623S

(12) **United States Design Patent** (10) **Patent No.:** **US D867,623 S**
Grubka et al. (45) **Date of Patent:** **** Nov. 19, 2019**

(54) **SHINGLE** 1,862,500 A * 6/1932 Abraham E04D 1/20
52/105
(71) Applicant: **Owens Corning Intellectual Capital, LLC, Toledo, OH (US)** 1,885,346 A 11/1932 Harshberger
1,903,023 A 3/1933 Black
1,964,410 A 6/1934 Herbert
(72) Inventors: **Lawrence Jerome Grubka, New Albany, OH (US); Rita Roberts, Oregon, OH (US); Christina Marie Wise, Granville, OH (US)** 2,103,076 A 12/1937 Harshberger et al.
2,135,811 A 11/1938 Goslin
3,138,897 A 6/1964 McCorkle
(Continued)

(73) Assignee: **Owens Corning Intellectual Capital, LLC, Toledo, OH (US)**
(**) Term: **15 Years**

(21) Appl. No.: **29/672,236**
(22) Filed: **Dec. 4, 2018**

Related U.S. Application Data

(62) Division of application No. 29/615,099, filed on Aug. 25, 2017, now Pat. No. Des. 835,814, which is a division of application No. 29/547,598, filed on Dec. 4, 2015, now Pat. No. Des. 805,220.

(51) **LOC (12) Cl.** **25-01**
(52) **U.S. Cl.**

USPC **D25/139**
(58) **Field of Classification Search**
USPC D25/138-141, 143, 144, 157-163
CPC E04D 1/00; E04D 1/02; E04D 1/06; E04D 1/12; E04D 1/18; E04D 1/26; E04D 3/00; E04D 3/02; E04D 3/16; E04D 1/08; E04D 1/28; E04D 2001/005; E04D 2001/3491; E04D 3/35; E04D 7/005; E04D 1/30; E04D 1/36

See application file for complete search history.

(56) **References Cited**

U.S. PATENT DOCUMENTS

356,161 A * 1/1887 Ricketson E04D 1/34
52/552
1,741,403 A * 12/1929 Caton E04D 1/28
52/553

OTHER PUBLICATIONS

Devonshire Roofing Shingles (on-line), no date available. Retrieved from Internet Jun. 9, 2017, URL: <https://www.owenscorning.com/roofing/shingles/devonshire> (1 page).

(Continued)

Primary Examiner — Kevin K Rudzinski

Assistant Examiner — Kimberly Barnes

(74) *Attorney, Agent, or Firm* — Calfee, Halter & Griswold LLP

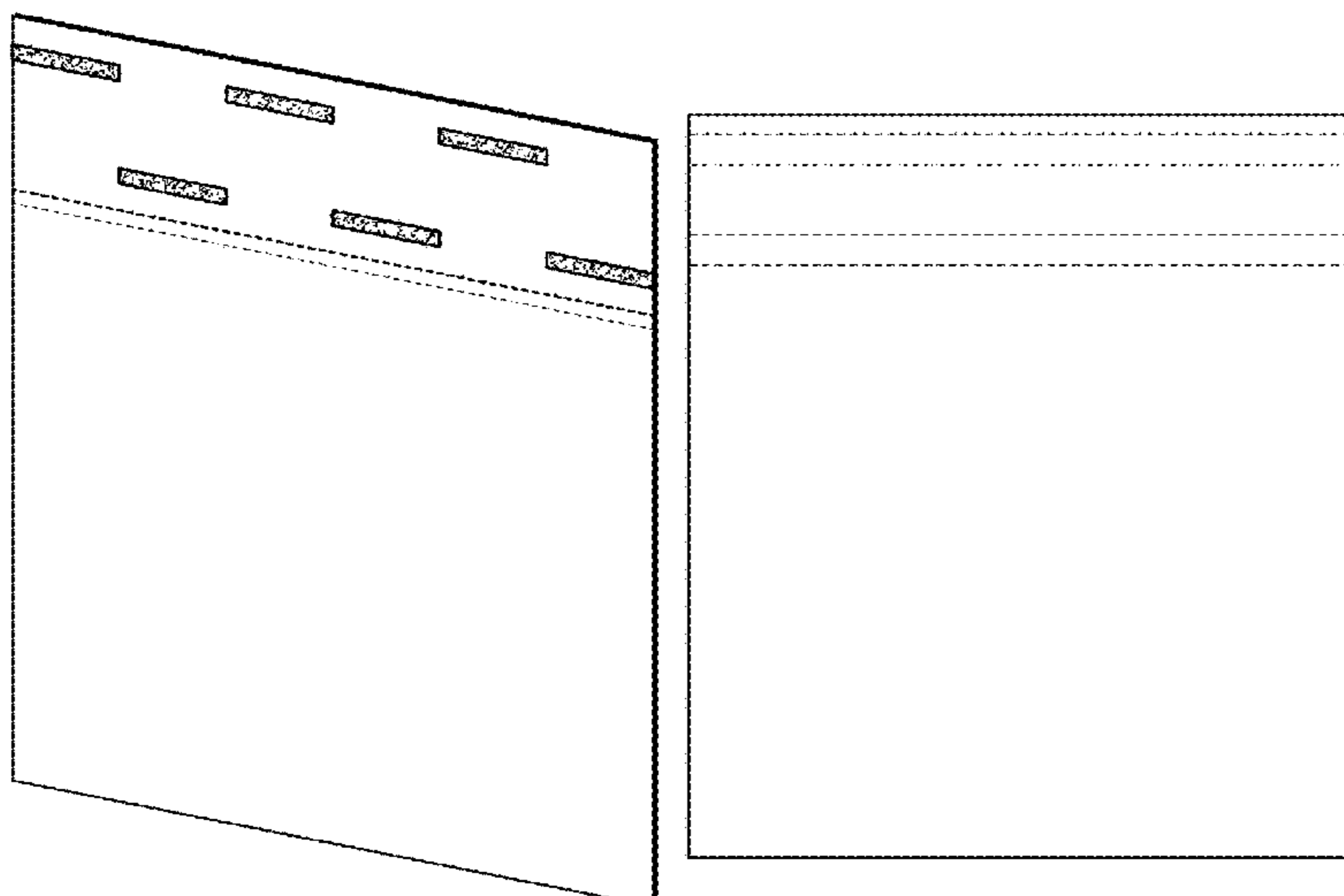
(57) **CLAIM**

The ornamental design for a shingle, as shown and described.

DESCRIPTION

FIG. 1 is a front isometric view of a shingle, showing our design;
FIG. 2 is a right side elevation view of the shingle of FIG. 1;
FIG. 3 is a top plan of the shingle of FIG. 1;
FIG. 4 is a front elevation view of the shingle of FIG. 1; and,
FIG. 5 is a rear elevation view of the shingle of FIG. 1.
The broken lines in the figures depict portions of the shingle that form no part of the claimed design.

1 Claim, 2 Drawing Sheets



(56)

References Cited

U.S. PATENT DOCUMENTS

3,434,260 A * 3/1969 Carter E04D 1/02
52/14

4,559,267 A 12/1985 Freshwater et al.

4,637,191 A 1/1987 Smith

4,824,880 A 4/1989 Algrim et al.

5,950,387 A 9/1999 Stahl et al.

6,199,338 B1 3/2001 Hudson et al.

6,494,010 B1 12/2002 Brandon et al.

6,874,289 B2 4/2005 Koch et al.

6,936,329 B2 * 8/2005 Kiik A47G 27/0468
428/141

6,968,662 B2 11/2005 Rodrigues

7,073,295 B2 * 7/2006 Pressutti E04D 1/30
52/528

7,204,063 B2 4/2007 Kandalgaonkar

7,578,108 B2 8/2009 Swanson

D633,221 S 2/2011 Koch et al.

D633,222 S 2/2011 Koch et al.

8,371,085 B2 2/2013 Koch

8,915,037 B2 12/2014 Jenkins

9,017,791 B2 4/2015 Grubka et al.

9,151,055 B2 10/2015 Grubka

D755,997 S 5/2016 Frey et al.

9,758,970 B2 9/2017 Grubka et al.

D805,220 S 12/2017 Grubka et al.

9,890,534 B2 2/2018 Grubka

D835,814 S * 12/2018 Grubka D25/139

D843,604 S * 3/2019 Grubka D25/139

2009/0139175 A1 * 6/2009 Todd E04D 1/205
52/557

2010/0212240 A1 8/2010 Grubka

2015/0240496 A1 8/2015 Grubka et al.

2018/0347195 A1 * 12/2018 Whitridge, Jr. E04D 1/34

OTHER PUBLICATIONS

Notice of Allowance from U.S. Appl. No. 29/547,598 dated Aug. 31, 2017.

Office Action from U.S. Appl. No. 29/615,097 dated Jul. 11, 2018.

Office Action from U.S. Appl. No. 29/615,101 dated Jul. 11, 2018.

Office Action from U.S. Appl. No. 29/615,102 dated Jul. 11, 2018.

Notice of Allowance from U.S. Appl. No. 29/615,099 dated Jul. 20, 2018.

Notice of Allowance from U.S. Appl. No. 29/615,101 dated Oct. 24, 2018.

Notice of Allowance from U.S. Appl. No. 29/615,102 dated Oct. 24, 2018.

Notice of Allowance from U.S. Appl. No. 29/615,097 dated Nov. 26, 2018.

* cited by examiner

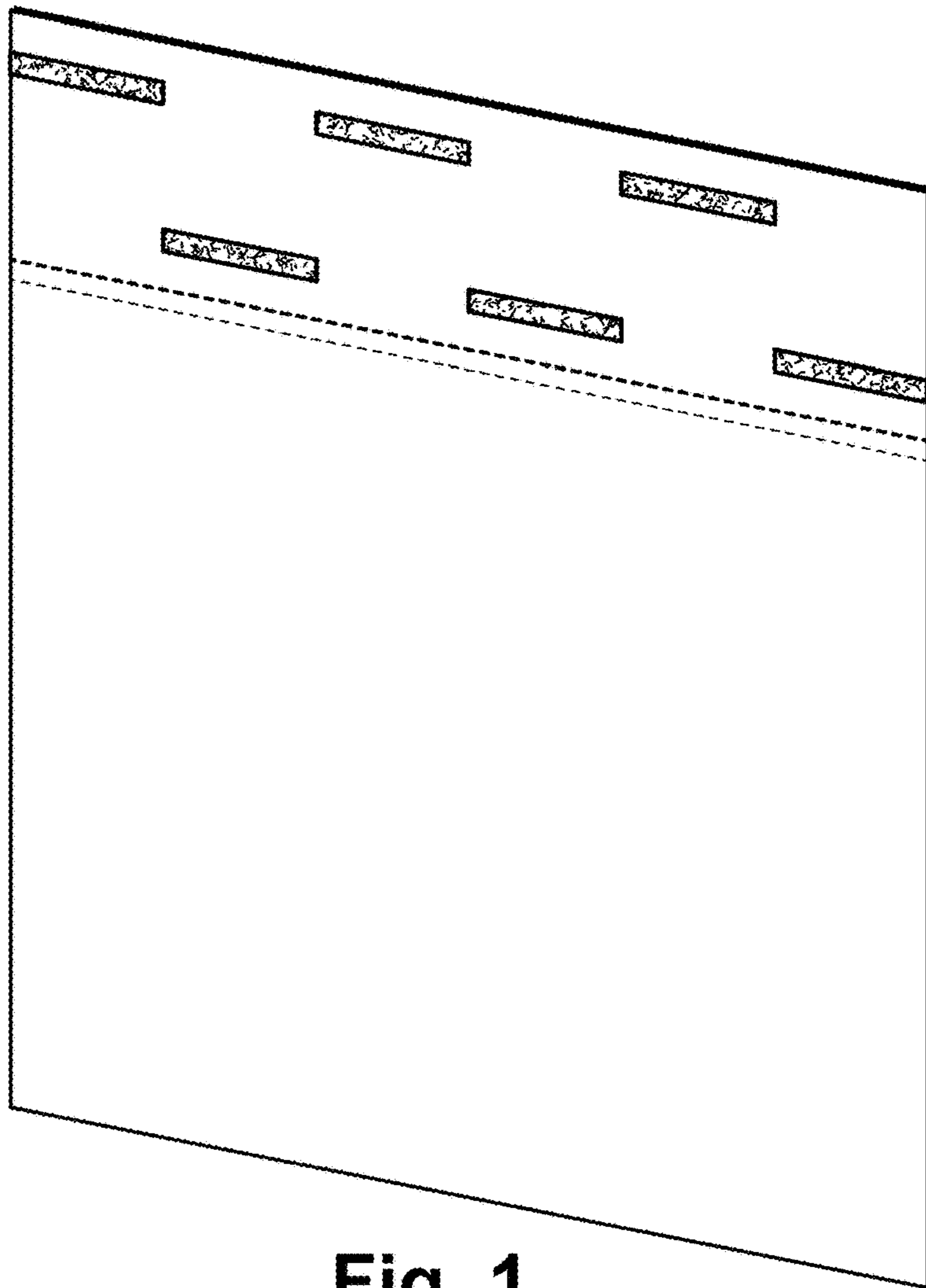


Fig. 1



Fig. 2

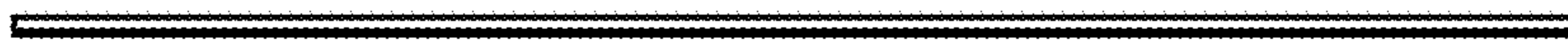


Fig. 3

Fig. 4

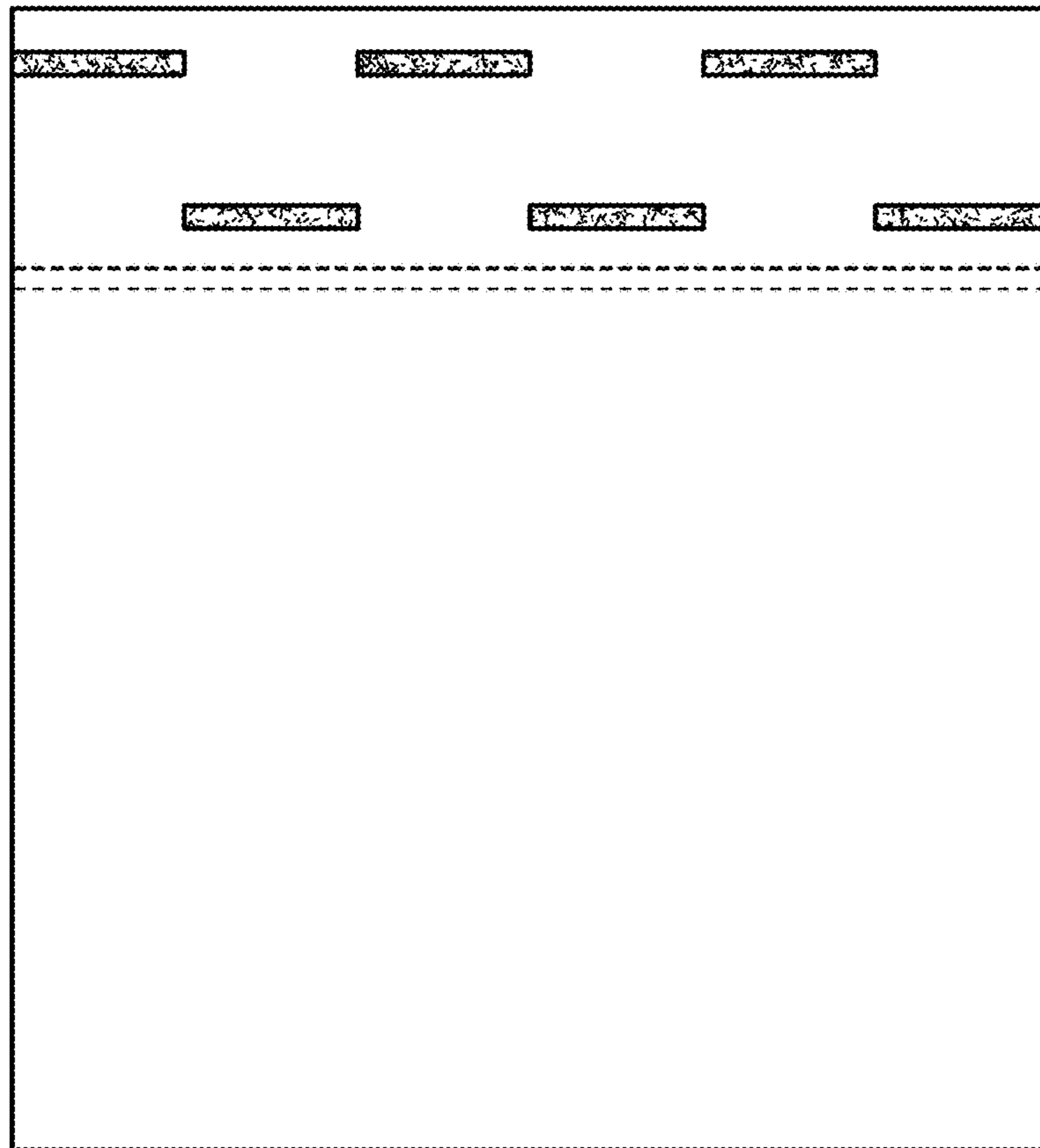


Fig. 5

