



US00D867566S

(12) **United States Design Patent** (10) **Patent No.:** **US D867,566 S**  
**Seo et al.** (45) **Date of Patent:** **\*\* Nov. 19, 2019**

(54) **HEATER ASSEMBLY FOR COMBINED ELECTRIC HEATER AND HUMIDIFIER DEVICE**

(71) Applicant: **MIRO CO., LTD.**, Incheon (KR)  
(72) Inventors: **Dong Jin Seo**, Incheon (KR); **Yong Ju Oh**, Incheon (KR); **Min Seok Kim**, Incheon (KR); **Jeong Won Lee**, Incheon (KR)

(73) Assignee: **MIRO CO., LTD.**, Incheon (KR)

(\*\*) Term: **15 Years**

(21) Appl. No.: **29/650,913**

(22) Filed: **Jun. 11, 2018**

(30) **Foreign Application Priority Data**

Dec. 11, 2017 (KR) ..... 30-2017-0058370

(51) **LOC (12) Cl.** ..... **23-03**

(52) **U.S. Cl.**  
USPC ..... **D23/341**

(58) **Field of Classification Search**  
USPC ..... D23/314, 322, 323, 341, 347, 335;  
D25/108, 107, 102, 109, 119, 122, 124,  
D25/126  
CPC .. F28F 1/0475; F28F 1/10; F28F 1/126; F28F  
1/325; F28F 1/18; F28F 1/28; F23D  
14/06

See application file for complete search history.

(56) **References Cited**

U.S. PATENT DOCUMENTS

2,151,540 A *	3/1939	Varga .....	F28F 3/02 138/117
D293,718 S *	1/1988	Poma .....	D25/122
D428,392 S *	7/2000	Mizutani .....	D13/179
D489,210 S *	5/2004	Goldberg .....	D25/119
D746,416 S *	12/2015	Bariar .....	D23/259
D799,651 S *	10/2017	Guilliard .....	D23/330

\* cited by examiner

*Primary Examiner* — Michelle E. Wilson

*Assistant Examiner* — Ania Aman

(74) *Attorney, Agent, or Firm* — Novick, Kim & Lee, PLLC; Sang Ho Lee; Hyun Woo Shin

(57) **CLAIM**

We claim the ornamental design for a heater assembly for combined electric heater and humidifier device, as shown and described.

**DESCRIPTION**

FIG. 1 is a perspective view of a heater assembly for combined electric heater and humidifier device, showing our new design;

FIG. 2 is a front elevational view thereof;

FIG. 3 is a rear elevational view thereof;


FIG. 4 is a left side elevational view thereof;

FIG. 5 is a right side elevational view thereof;

FIG. 6 is a top plan view thereof; and,

FIG. 7 is a bottom plan view thereof.

**1 Claim, 6 Drawing Sheets**






FIG. 1




FIG. 2



**FIG. 3**




FIG. 4



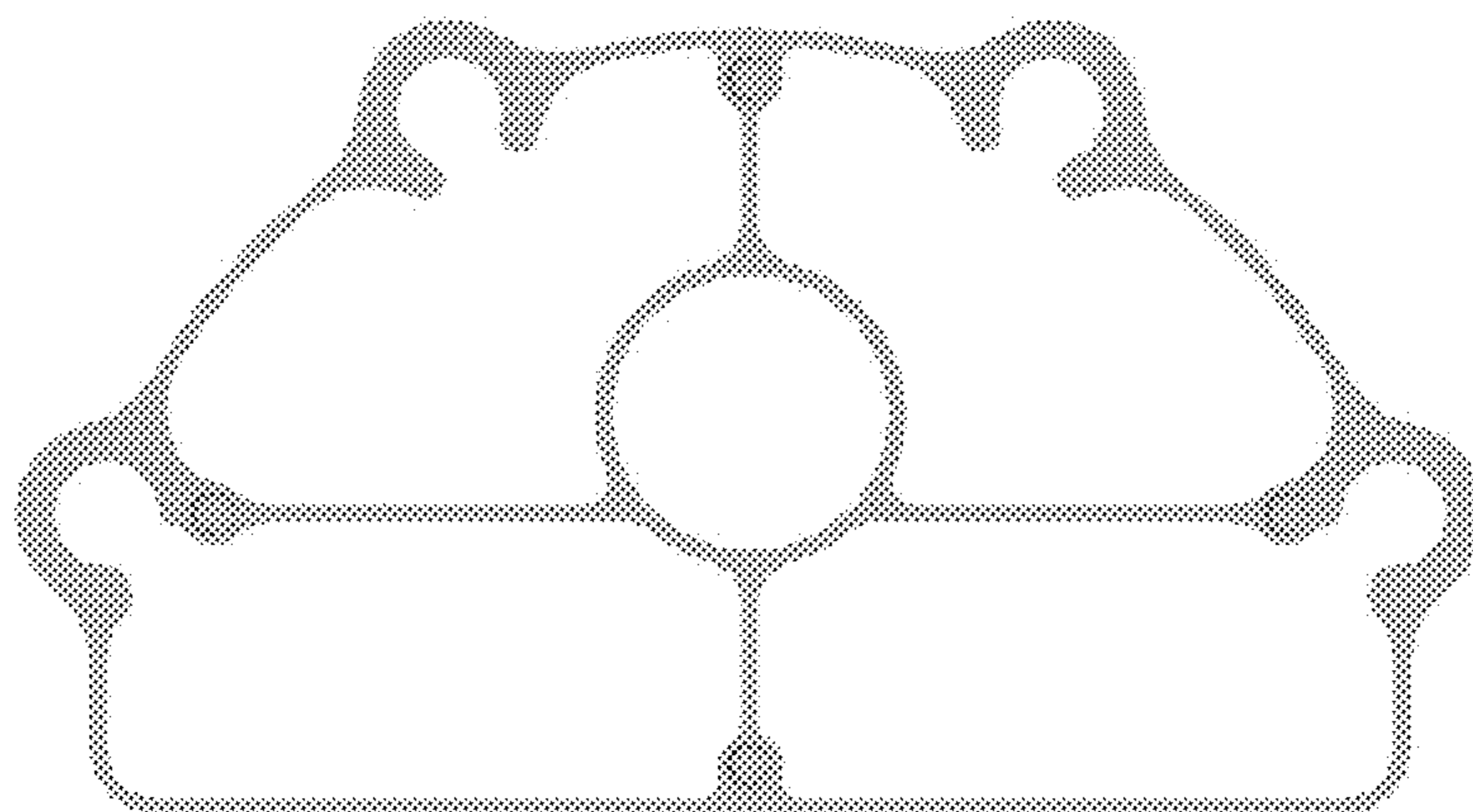


FIG. 5



**FIG. 6**



**FIG. 7**