



US00D867519S

(12) **United States Design Patent**  
**Furgurson et al.**

(10) **Patent No.:** **US D867,519 S**

(45) **Date of Patent:** **\*\* Nov. 19, 2019**

- (54) **FUEL TANK**
- (71) Applicant: **INI Power Systems, Inc.**, Morrisville, NC (US)
- (72) Inventors: **Daniel L. Furgurson**, Raleigh, NC (US); **Timothy C. Simmons**, Durham, NC (US)
- (73) Assignee: **INI Power Systems, Inc.**, Morrisville, NC (US)
- (\*\*) Term: **15 Years**
- (21) Appl. No.: **29/619,828**
- (22) Filed: **Oct. 2, 2017**
- (51) **LOC (12) Cl.** ..... **23-01**
- (52) **U.S. Cl.**  
USPC ..... **D23/205**
- (58) **Field of Classification Search**  
USPC ..... D23/202–205, 207, 209; 220/4.14  
CPC ..... F02M 37/0076; Y10S 220/901; Y10S 220/905  
See application file for complete search history.

- D295,886 S \* 5/1988 Dolton ..... A62C 13/76 D23/202
- 4,854,343 A \* 8/1989 Rilett ..... A62C 13/76 137/543.19
- 5,730,322 A \* 3/1998 Iba ..... B65D 47/265 222/212
- D427,964 S \* 7/2000 Smith ..... D13/103
- D553,254 S \* 10/2007 Colin ..... D24/224
- D621,471 S \* 8/2010 Bock ..... D23/202
- D643,092 S \* 8/2011 Bandawat ..... F24F 6/14 D23/202
- 8,156,961 B2 \* 4/2012 Denis ..... F16K 1/306 137/613
- D669,365 S \* 10/2012 Hanai ..... D9/684
- D701,286 S \* 3/2014 Sandvold ..... D23/202
- D805,918 S \* 12/2017 Matthieu ..... D9/500
- D842,105 S \* 3/2019 Willemstyn ..... D9/436

(Continued)

*Primary Examiner* — Kevin K Rudzinski  
(74) *Attorney, Agent, or Firm* — Evan Law Group LLC

(57) **CLAIM**

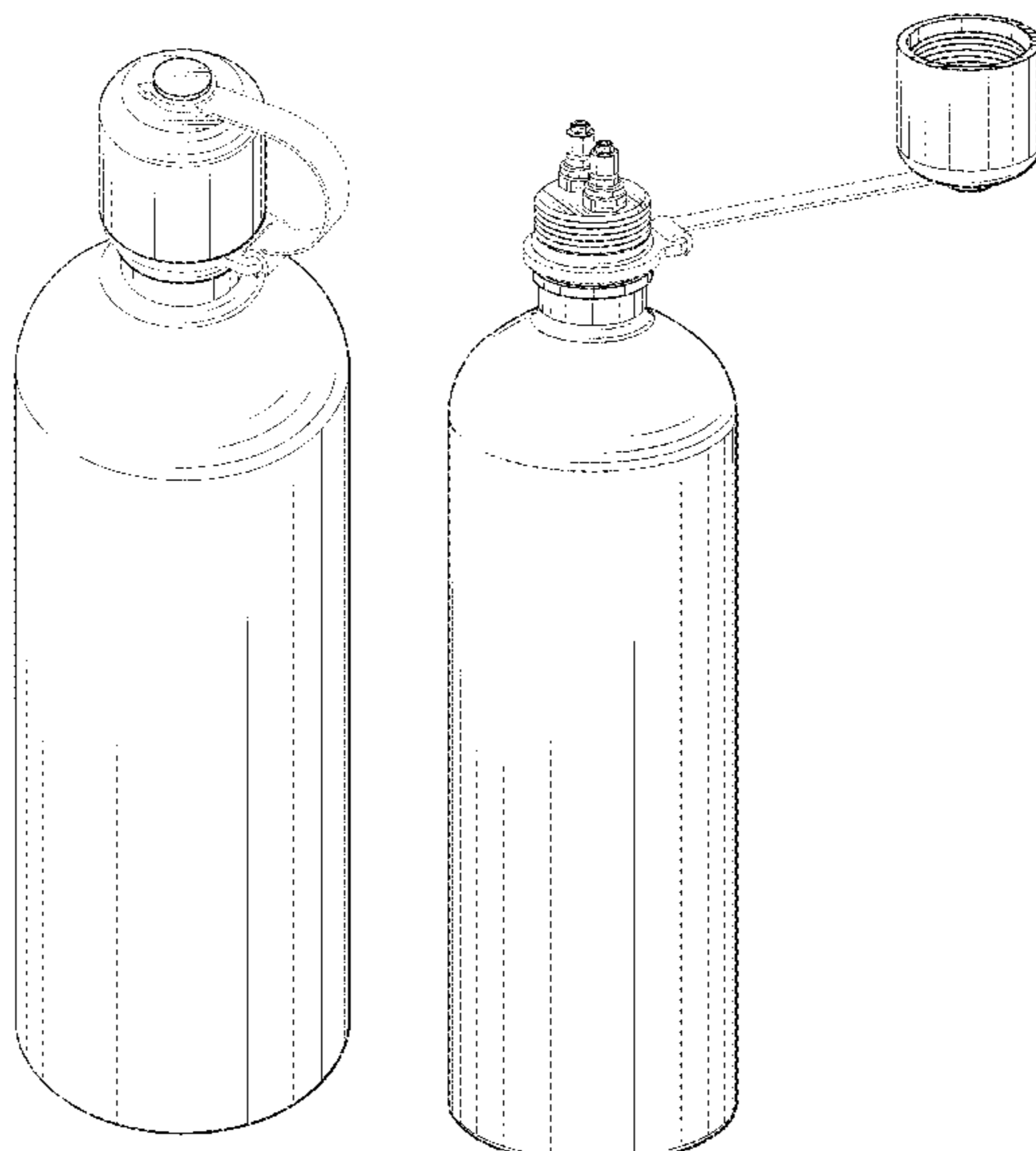
The ornamental design for a fuel tank, as shown and described.

**DESCRIPTION**

FIG. 1 is a back, top, and side perspective view of a fourth embodiment of a fuel tank including a removable cap screwed on to the fuel tank, showing our design;  
 FIG. 2 is a front elevational view thereof;  
 FIG. 3 is a side elevational view thereof, the opposite e being mirror image;  
 FIG. 4 is a back elevational view thereof;  
 FIG. 5 is a top plan view thereof;  
 FIG. 6 is a bottom plan view thereof; and,  
 FIG. 7 is a front, top, and side perspective view of the fourth embodiment of the invention, showing the removable cap unscrewed from the fuel tank.  
 The broken lines shown represent unclaimed subject matter and form no part of the claimed design.

**1 Claim, 7 Drawing Sheets**

- (56) **References Cited**  
U.S. PATENT DOCUMENTS
- D16,864 S \* 8/1886 Hurley ..... D9/545
- 1,348,708 A \* 8/1920 Garland ..... F16L 29/02 137/543.13
- 2,541,065 A \* 2/1951 Jabour ..... F17C 1/00 215/375
- 3,159,306 A \* 12/1964 Lyall ..... E03B 11/00 220/245
- 3,788,511 A \* 1/1974 Marsh ..... B01J 47/022 220/23.91
- 4,006,838 A \* 2/1977 Baumann ..... B23K 35/302 220/586
- D244,578 S \* 6/1977 Avant ..... D29/126
- D276,889 S \* 12/1984 Biesecker ..... D9/500



(56)

**References Cited**

U.S. PATENT DOCUMENTS

2008/0308181 A1\* 12/2008 Denis ..... F17C 13/04  
141/360  
2009/0166359 A1\* 7/2009 Pisot ..... F16K 1/306  
220/203.29

\* cited by examiner

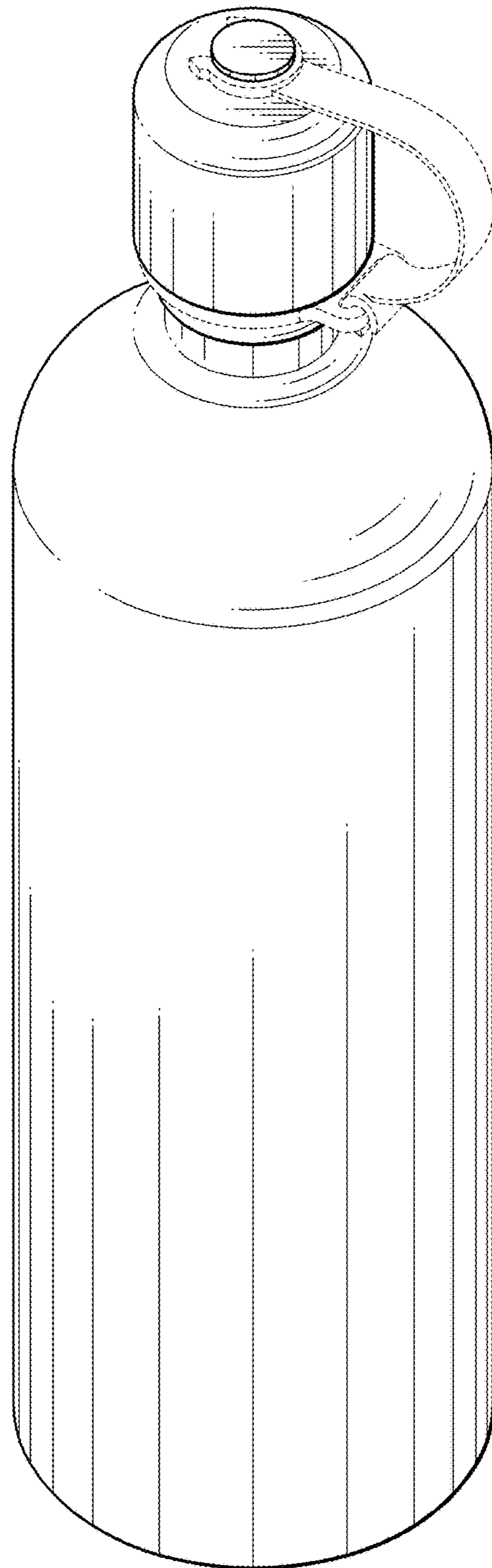


FIG. 1




FIG. 2




FIG. 3




FIG. 4

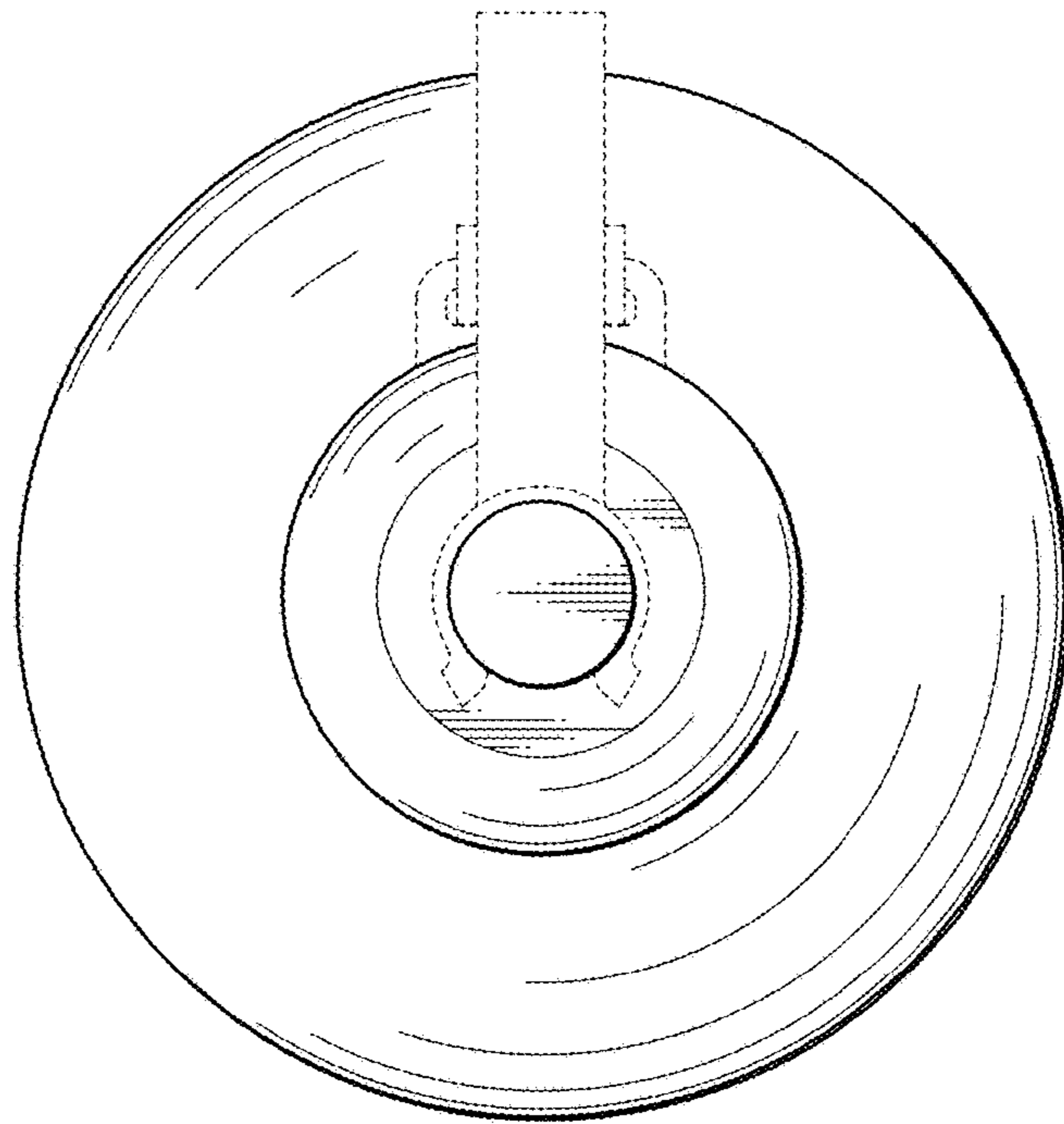


FIG. 5

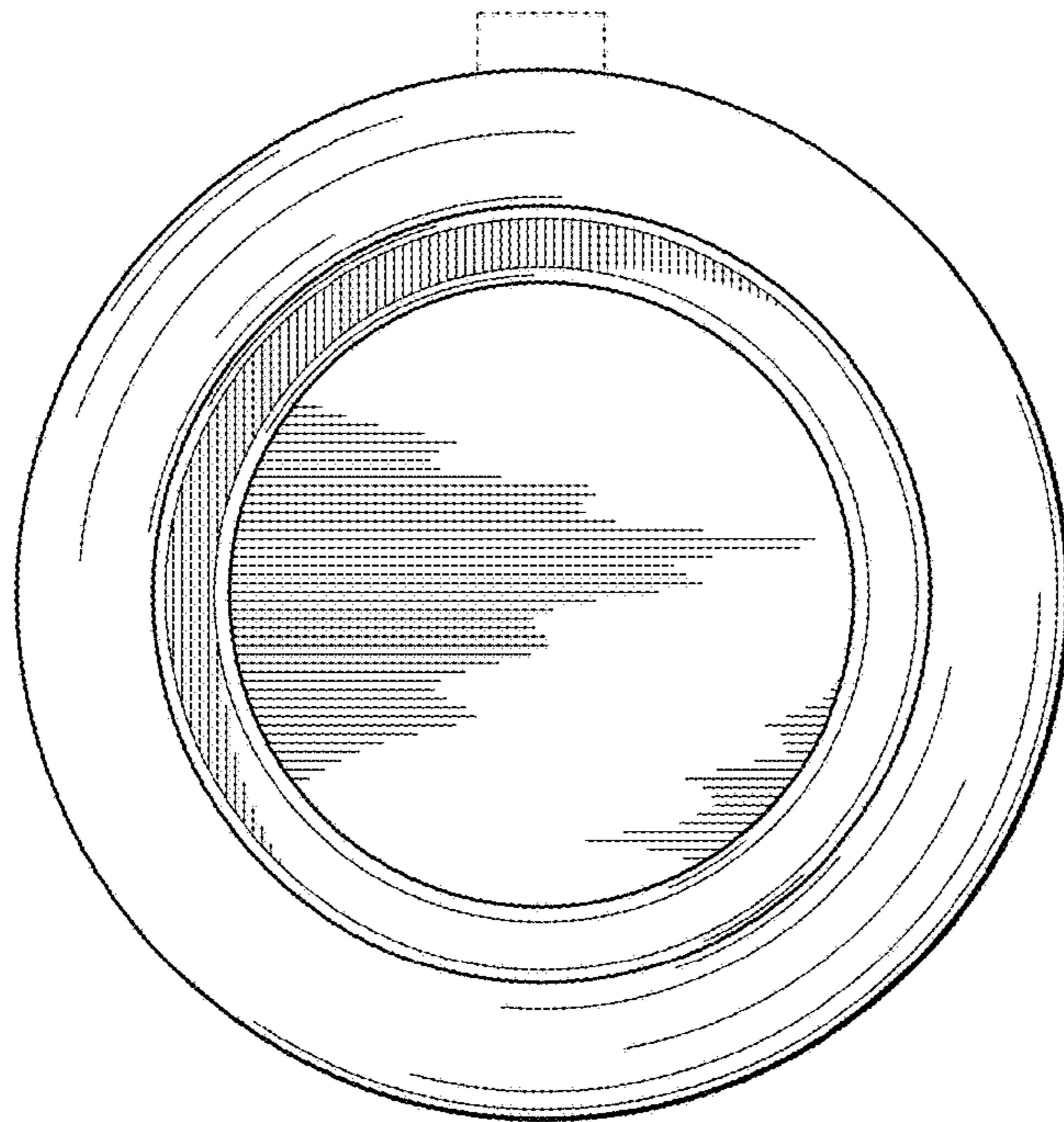


FIG. 6





FIG. 7