



US00D867502S

(12) **United States Design Patent** (10) **Patent No.:** **US D867,502 S**
Song et al. (45) **Date of Patent:** **** Nov. 19, 2019**

(54) **GOLF CLUB HEAD**
(71) Applicant: **Acushnet Company**, Fairhaven, MA (US)
(72) Inventors: **Yu-Jin Song**, San Marcos, CA (US); **Mitchell E. Bac**, Temecula, CA (US)
(73) Assignee: **Acushnet Company**, Fairhaven, MA (US)
(**) Term: **15 Years**
(21) Appl. No.: **29/663,283**
(22) Filed: **Sep. 13, 2018**
(51) **LOC (12) Cl.** **21-02**
(52) **U.S. Cl.**
USPC **D21/752**
(58) **Field of Classification Search**
USPC D21/733, 752, 759
CPC A63B 53/00; A63B 53/04; A63B 53/0466; A63B 2053/002; A63B 2053/0445; A63B 2053/0433; A63B 2053/0491; A63B 2053/0437; A63B 60/00; A63B 60/46
See application file for complete search history.

(56) **References Cited**
U.S. PATENT DOCUMENTS
D470,555 S * 2/2003 Burnett D21/752
D471,246 S * 3/2003 Jones D21/752
D482,091 S * 11/2003 Soracco D21/752
D490,488 S * 5/2004 Hoffmann D21/752
D514,184 S * 1/2006 Kawami D21/752
D545,389 S * 6/2007 Glod D21/759
D571,882 S * 6/2008 Soracco D21/752
D585,101 S * 1/2009 Glod D21/752
D602,544 S * 10/2009 Oldknow D21/752
D602,545 S * 10/2009 Oldknow D21/752
D602,548 S * 10/2009 Oldknow D21/759
D602,550 S * 10/2009 Oldknow D21/759

D602,551 S * 10/2009 Oldknow D21/759
D606,145 S * 12/2009 Kim D21/752
D607,953 S * 1/2010 Oldknow D21/759
D617,403 S * 6/2010 Llewellyn D21/752
D617,858 S * 6/2010 Llewellyn D21/752
D618,295 S * 6/2010 Llewellyn D21/752
D619,182 S * 7/2010 Foster D21/752
D637,671 S * 5/2011 Kim D21/752
D639,363 S * 6/2011 Llewellyn D21/752
D641,817 S * 7/2011 Llewellyn D21/752
D641,818 S * 7/2011 Foster D21/752
8,016,694 B2 * 9/2011 Llewellyn A63B 53/0466
473/334
D647,584 S * 10/2011 Foster D21/752
D663,371 S * 7/2012 Kim D21/752
D667,516 S * 9/2012 Gonzalez D21/752
D667,907 S * 9/2012 Engel D21/752
D667,908 S * 9/2012 Shimazaki D21/759
D669,546 S * 10/2012 Llewellyn D21/752

(Continued)

Primary Examiner — Mitchell I. Siegel
(74) *Attorney, Agent, or Firm* — Randy K. Chang

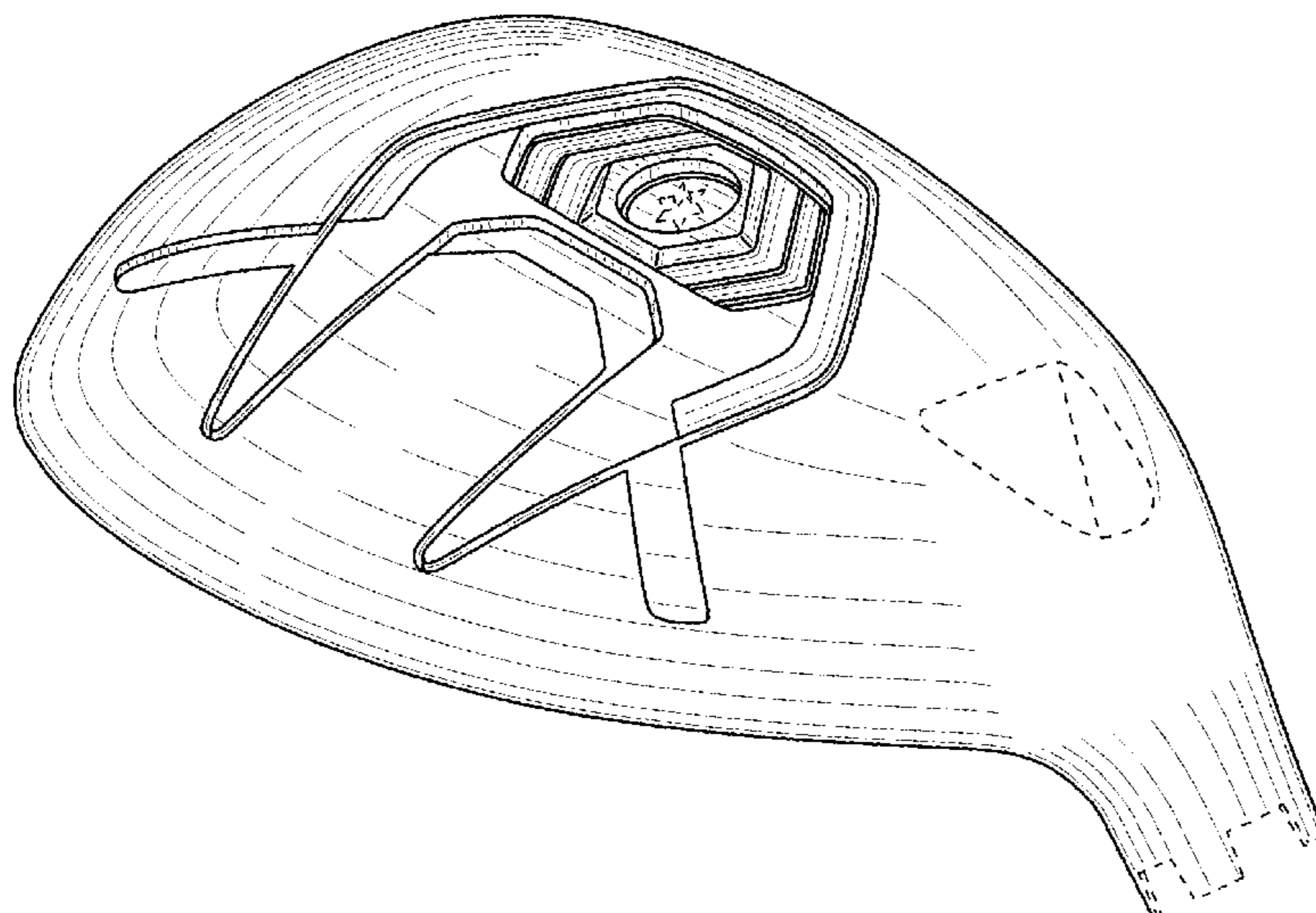
(57) **CLAIM**

The ornamental design for a golf club head, as shown and described.

DESCRIPTION

FIG. 1 is a bottom perspective view of our new design for a golf club head;
FIG. 2 is a front view thereof;
FIG. 3 is a top view thereof;
FIG. 4 is a bottom sole view thereof;
FIG. 5 is a back view thereof;
FIG. 6 is at heel view thereof; and,
FIG. 7 is a toe view thereof.
The broken line showing on the top of the hosel and the bottom surface of the golf club head are included for the purpose of illustrating unclaimed subject matter and forms no part of the claimed design.

1 Claim, 3 Drawing Sheets



(56)

References Cited

U.S. PATENT DOCUMENTS

D669,948	S	*	10/2012	Sakamoto	D21/752
D669,949	S	*	10/2012	Sakamoto	D21/752
D687,110	S	*	7/2013	Engel	D21/759
D707,767	S	*	6/2014	Song	D21/752
D708,686	S	*	7/2014	Day	D21/752
D709,150	S	*	7/2014	Day	D21/752
D713,902	S	*	9/2014	Kono	D21/759
D726,847	S	*	4/2015	Song	D21/752
D732,124	S	*	6/2015	Trahan	D21/759
D738,976	S	*	9/2015	Kim	D21/759
D756,474	S	*	5/2016	Trahan	D21/759
D765,805	S	*	9/2016	Song	D21/752
D767,058	S	*	9/2016	Oliveiro	D21/752
D796,612	S	*	9/2017	Myers	D21/759
D831,140	S	*	10/2018	Seagram	D21/752
D834,118	S	*	11/2018	Song	D21/759
D846,673	S	*	4/2019	Song	D21/752

* cited by examiner

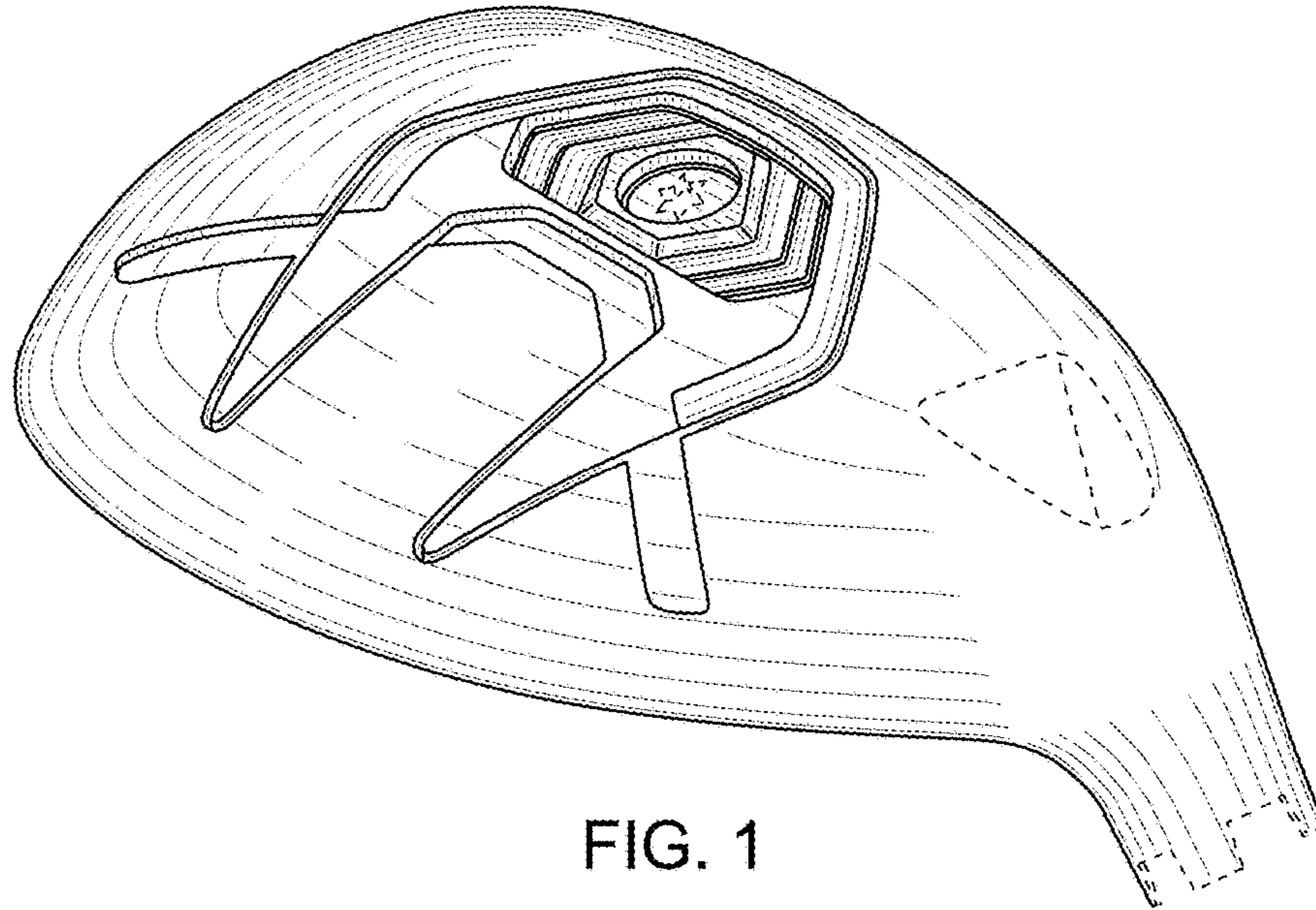


FIG. 1

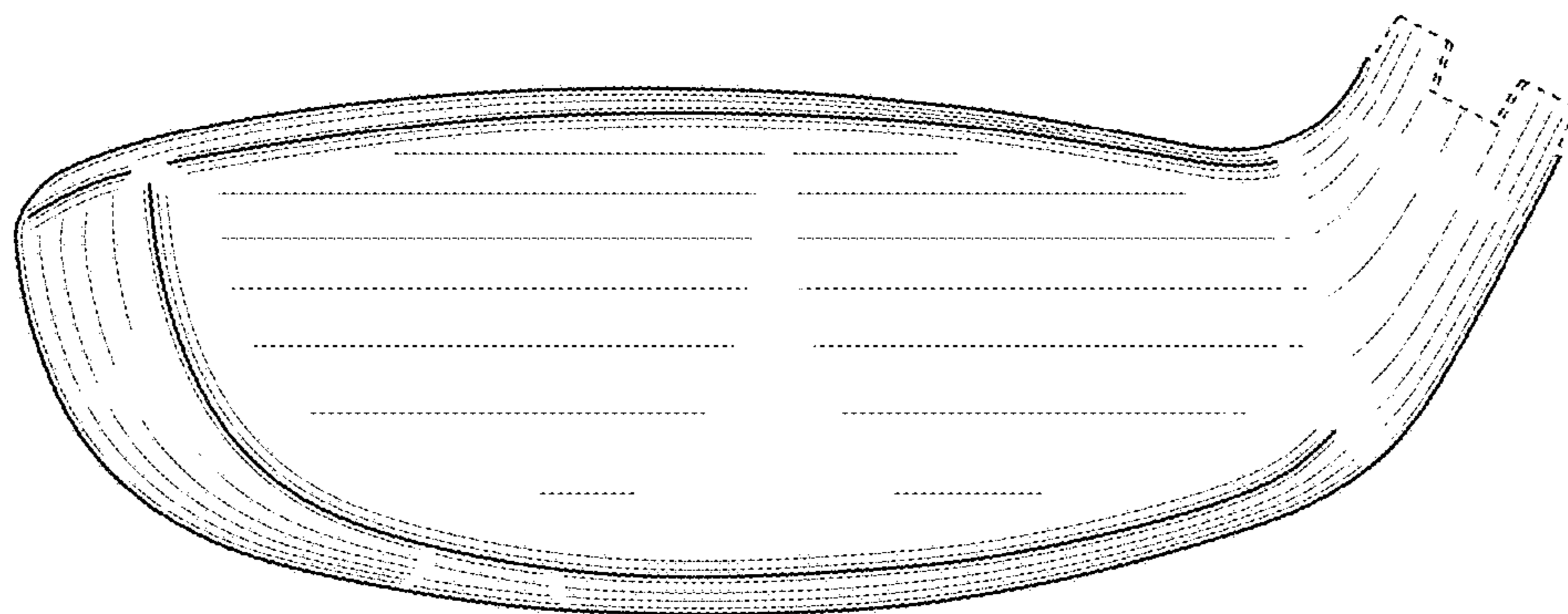


FIG. 2

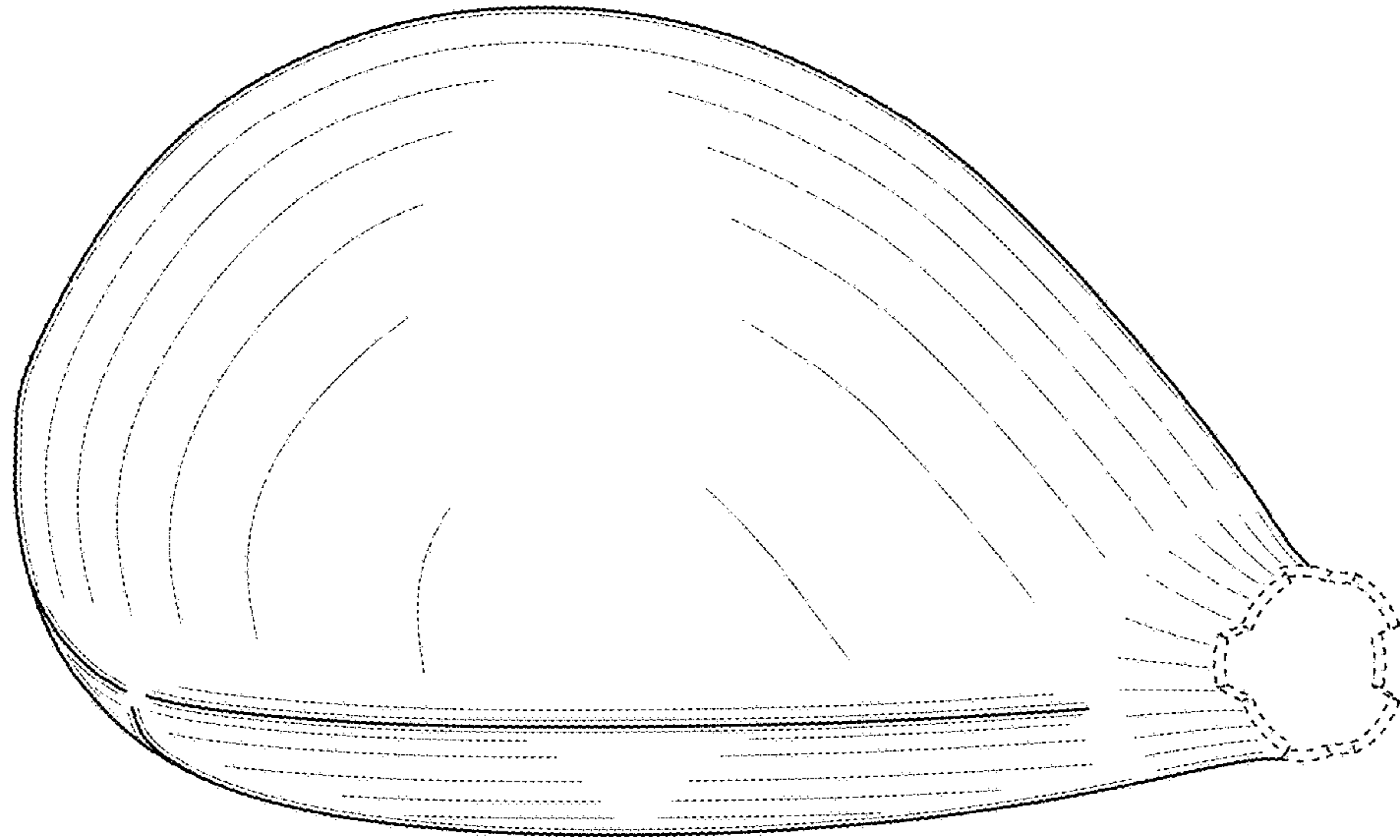


FIG. 3

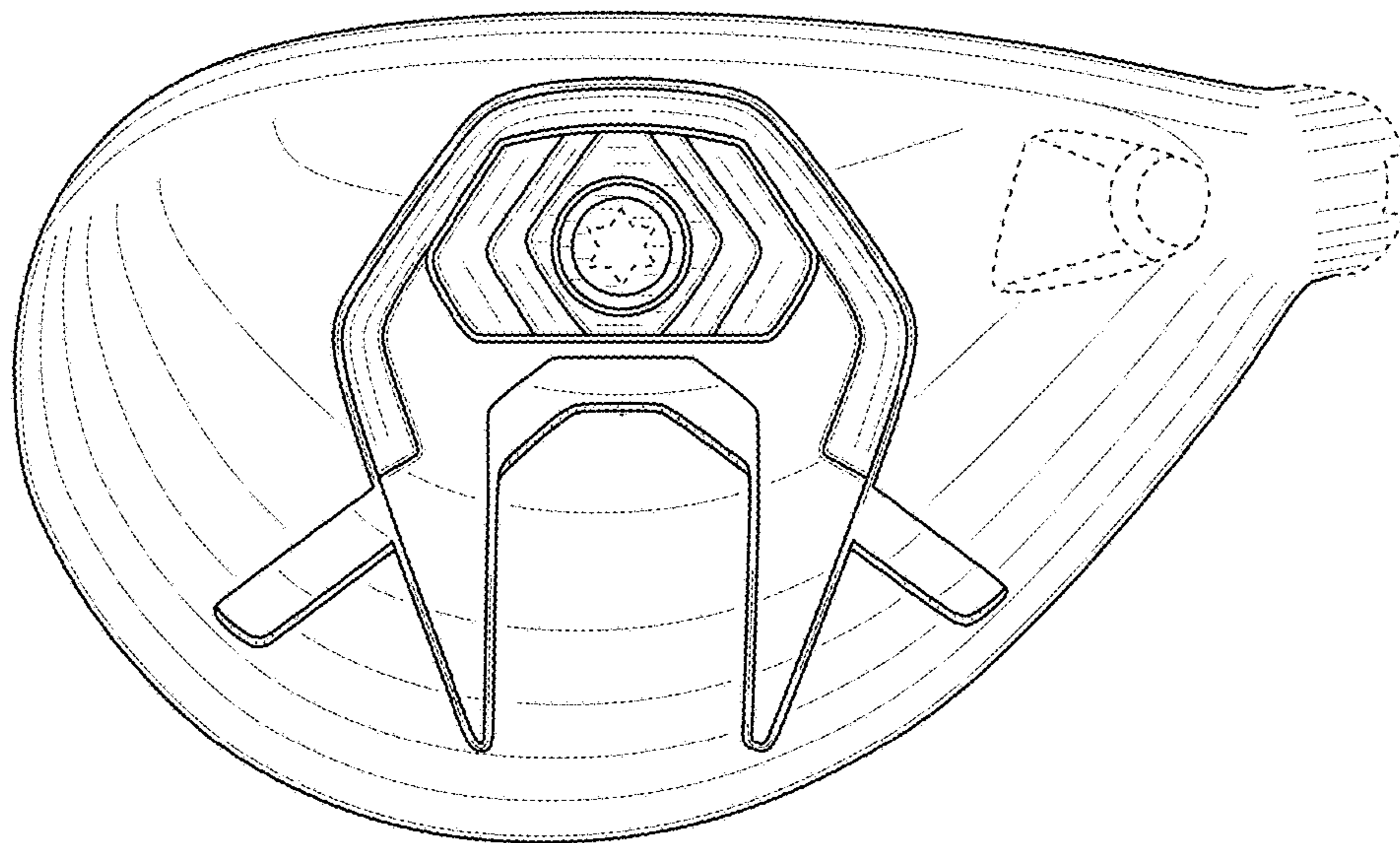


FIG. 4

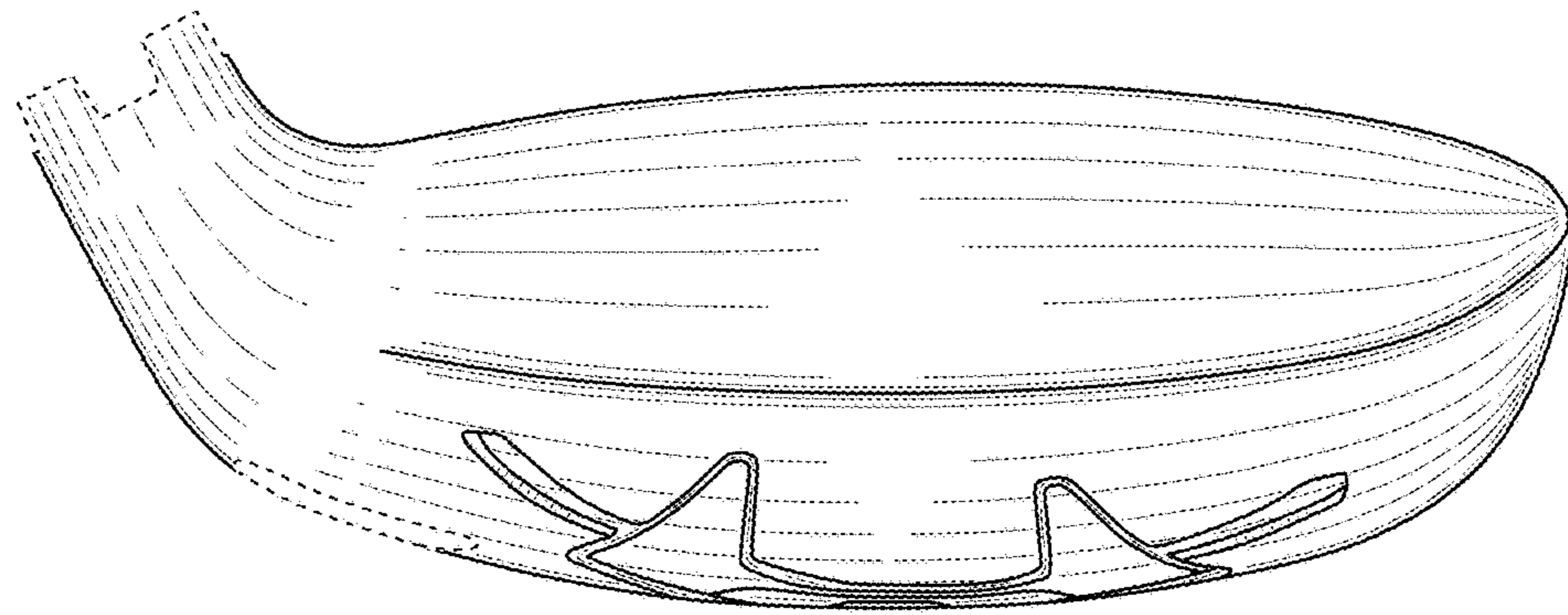


FIG. 5

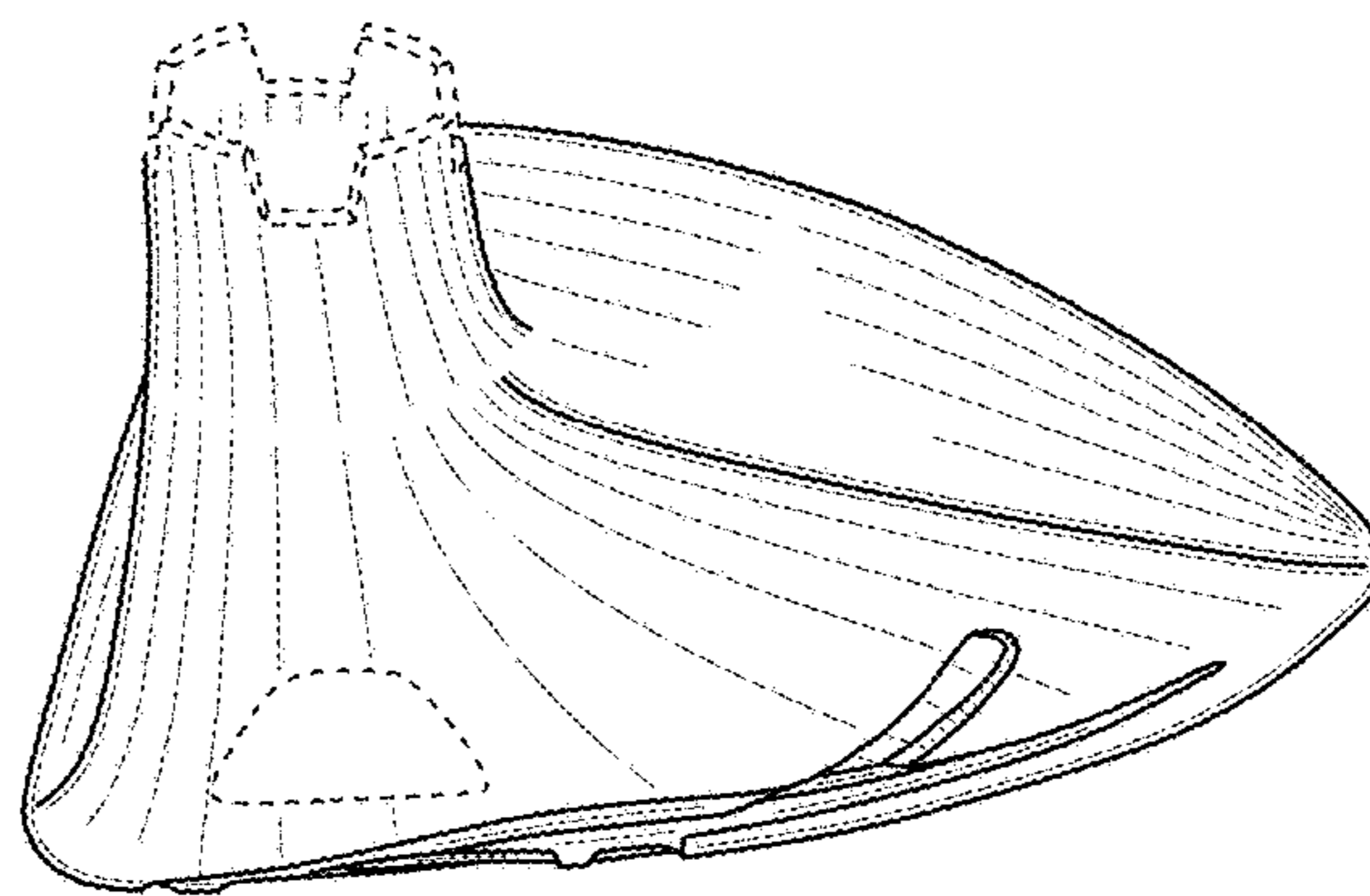


FIG. 6

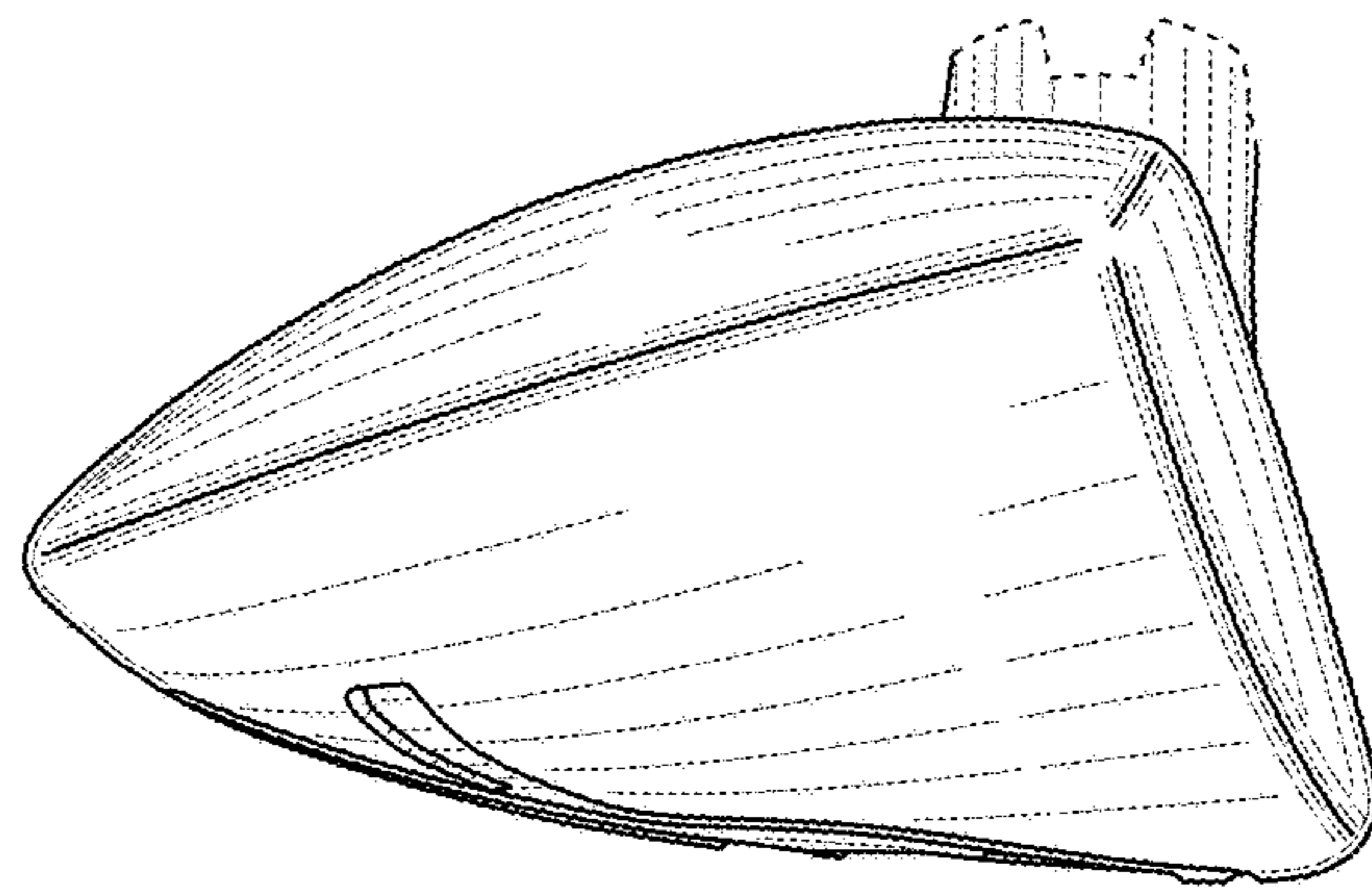


FIG. 7