

US00D867500S

(12) **United States Design Patent** (10) **Patent No.:** **US D867,500 S**
Wolfe et al. (45) **Date of Patent:** **** Nov. 19, 2019**

(54) **IRON GOLF CLUB HEAD**
(71) Applicant: **Acushnet Company**, Fairhaven, MA (US)
(72) Inventors: **Kevin Wolfe**, Fallbrook, CA (US); **Joseph F. Kitching, Jr.**, Carlsbad, CA (US)
(73) Assignee: **Acushnet Company**, Fairhaven, MA (US)
(**) Term: **15 Years**

D674,852 S * 1/2013 Hettinger D21/748
D707,765 S * 6/2014 Engel D21/733
D707,772 S * 6/2014 Oldknow D21/759
D732,126 S * 6/2015 Dolezel D21/759
D732,621 S * 6/2015 Dolezel D21/759
D733,821 S * 7/2015 Dolezel D21/759
D753,249 S * 4/2016 Song D21/749
D762,794 S * 8/2016 Wieland D21/759
D767,066 S * 9/2016 Asazuma D21/759
9,517,393 B2 * 12/2016 Cardani A63B 53/0475
D793,506 S * 8/2017 Cardani D21/759
D806,813 S * 1/2018 Song D21/747
D823,406 S * 7/2018 Oyler D21/747
D832,952 S * 11/2018 Milleman D21/747

(Continued)

(21) Appl. No.: **29/662,933**
(22) Filed: **Sep. 10, 2018**

Related U.S. Application Data

(63) Continuation-in-part of application No. 29/659,502, filed on Aug. 9, 2018.

(51) **LOC (12) Cl.** **21-02**
(52) **U.S. Cl.**
USPC **D21/747**

(58) **Field of Classification Search**
USPC D21/747-751, 759
CPC A63B 53/00; A63B 53/02; A63B 53/04; A63B 53/047; A63B 53/0475; A63B 2053/0479; A63B 2053/0483; A63B 2053/0445; A63B 60/00; A63B 60/46
See application file for complete search history.

(56) **References Cited**

U.S. PATENT DOCUMENTS

D454,606 S * 3/2002 Helmstetter D21/747
D572,781 S * 7/2008 Kim D21/747
D577,779 S * 9/2008 Roach D21/749
D598,967 S * 8/2009 Kim D21/747
D598,968 S * 8/2009 Wieland D21/747
D614,710 S * 4/2010 Kim D21/747

OTHER PUBLICATIONS

U.S. Appl. No. 29/659,502, filed Aug. 9, 2018, Kitching Jr., et al.

Primary Examiner — Mitchell I. Siegel

(74) *Attorney, Agent, or Firm* — Randy K. Chang

(57) **CLAIM**

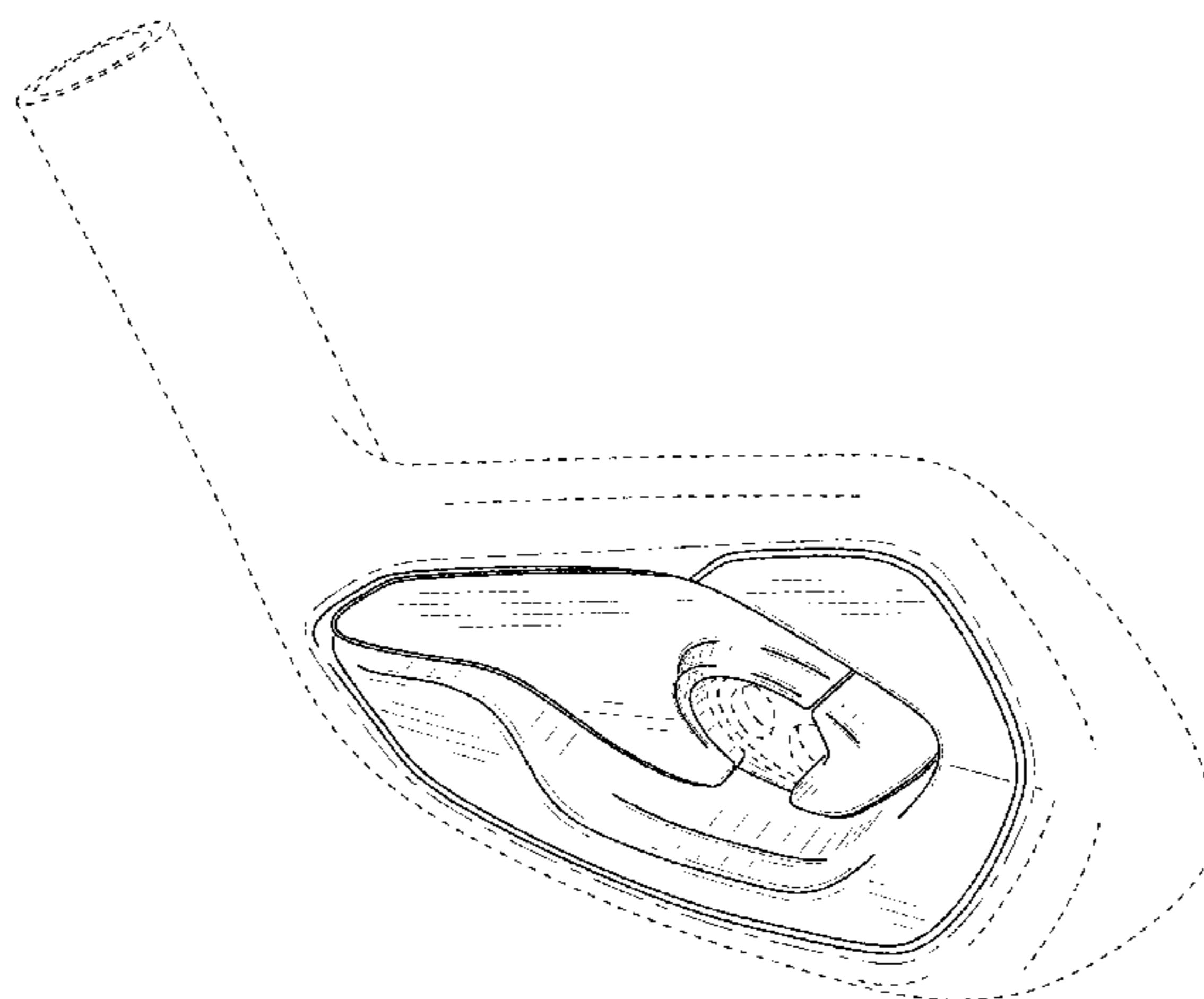
The ornamental design for an iron golf club head, as shown and described.

DESCRIPTION

FIG. 1 is a perspective back view of my new design for an iron golf club head;
FIG. 2 is a back view thereof;
FIG. 3 is a top view thereof;
FIG. 4 is a bottom sole view thereof;
FIG. 5 is a front view thereof;
FIG. 6 is a toe thereof; and,
FIG. 7 is a heel view thereof.

The broken lines shown are included for the purpose of illustrating unclaimed subject matter and forms no part of the claimed design. The dash-dot-dash lines are included as boundary lines and forms no part of the claimed design.

1 Claim, 5 Drawing Sheets



(56)

References Cited

U.S. PATENT DOCUMENTS

D835,735 S * 12/2018 Chun D21/747
2007/0117653 A1 * 5/2007 Yoneyama A63B 53/0475
473/350

* cited by examiner

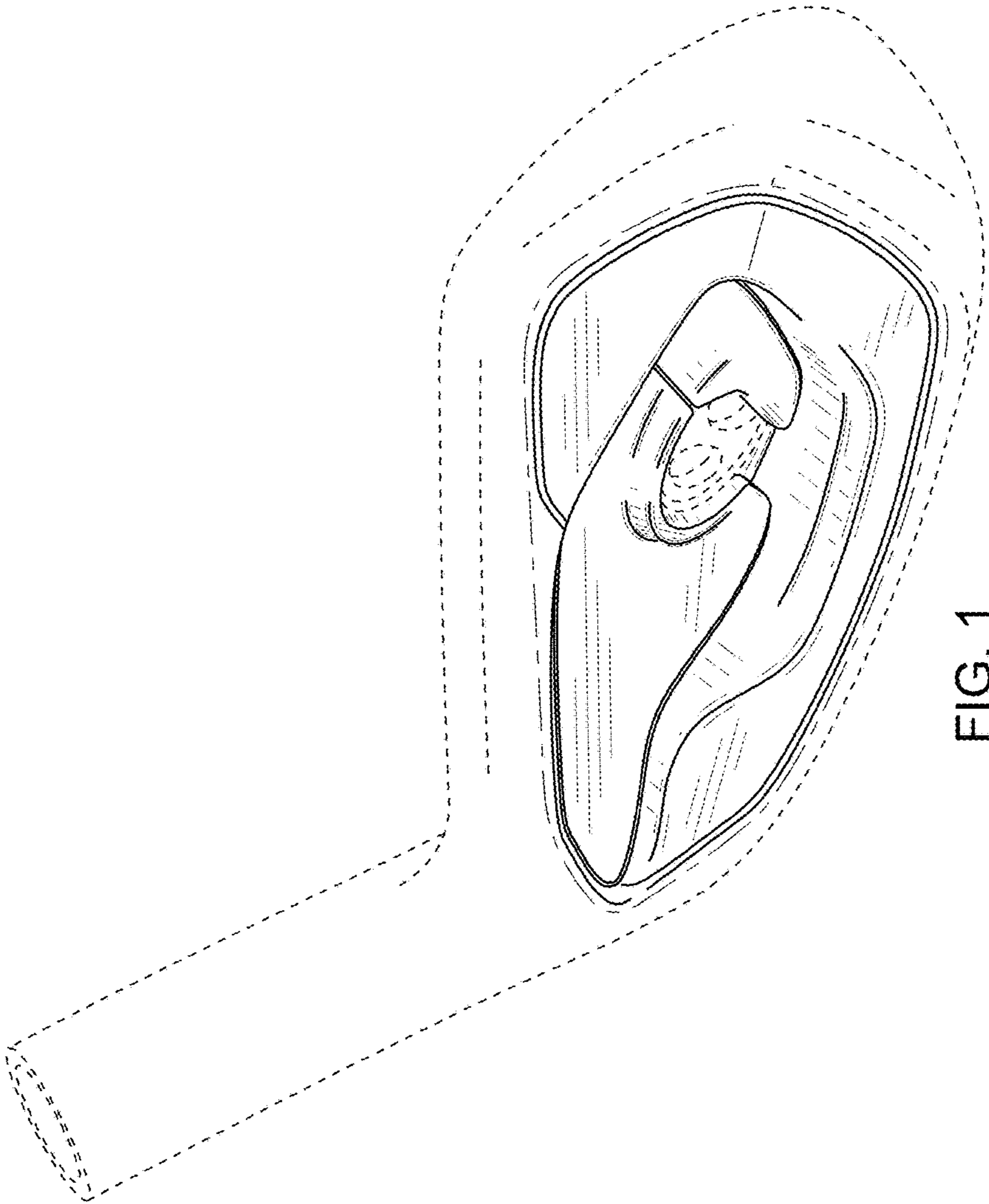


FIG. 1

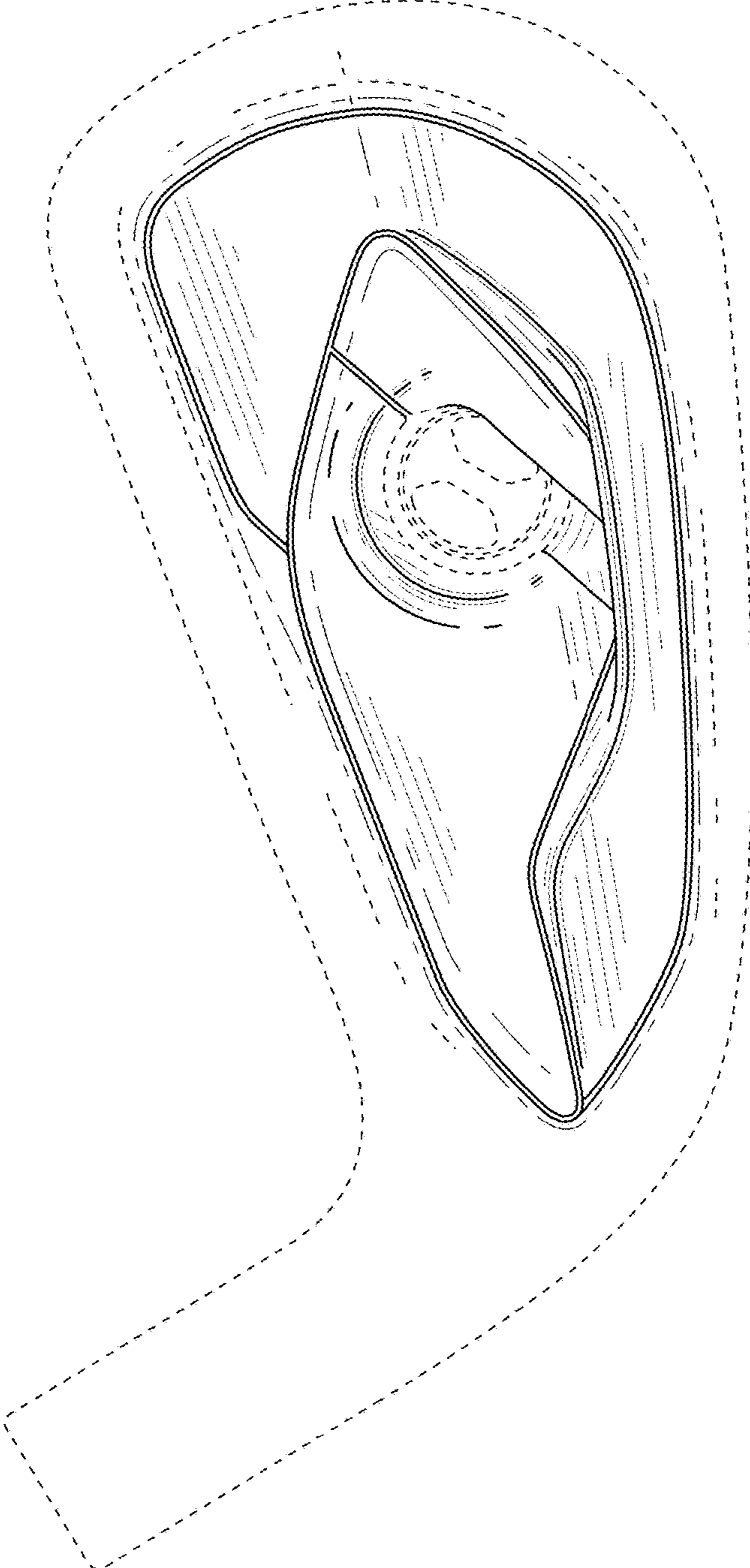




FIG. 2



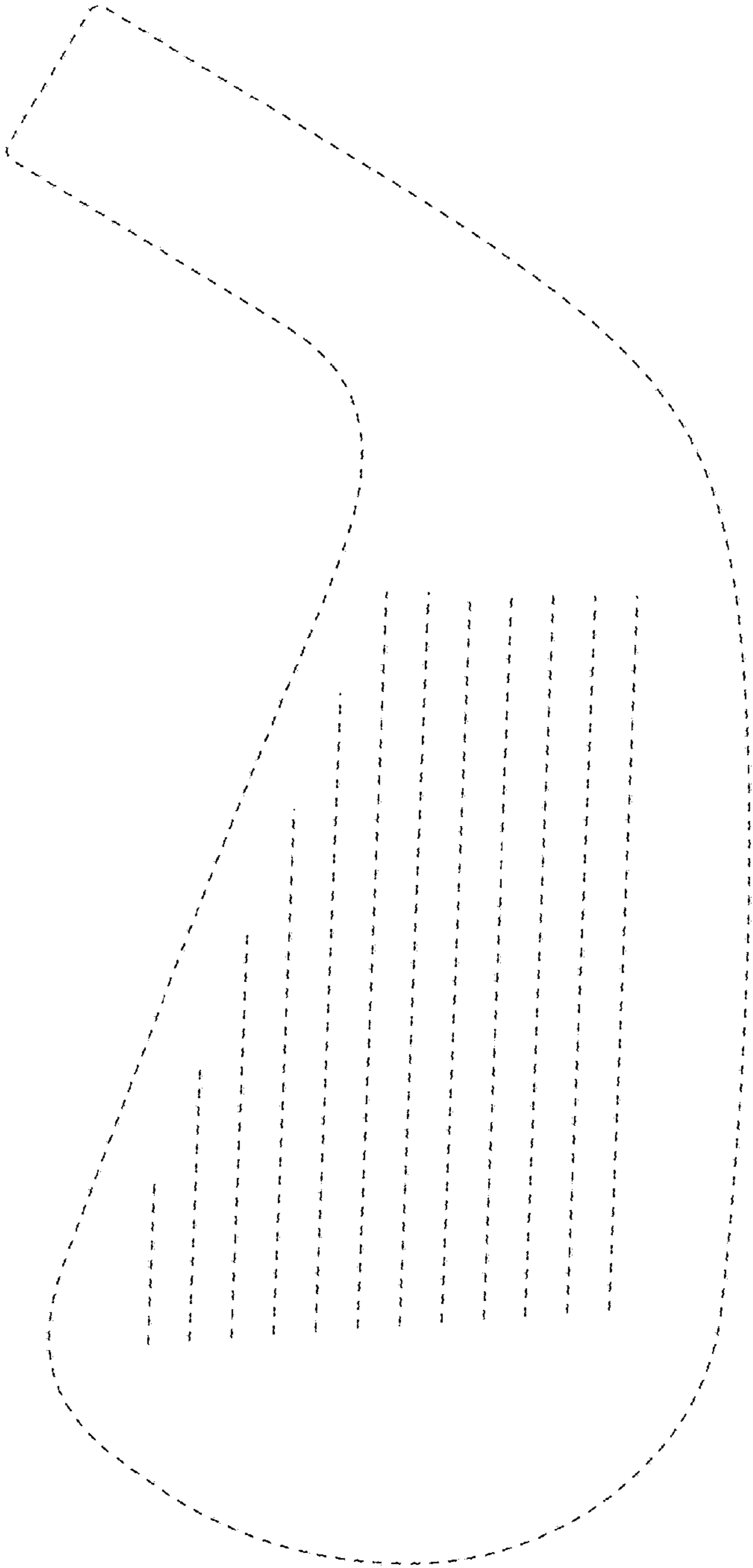


FIG. 5

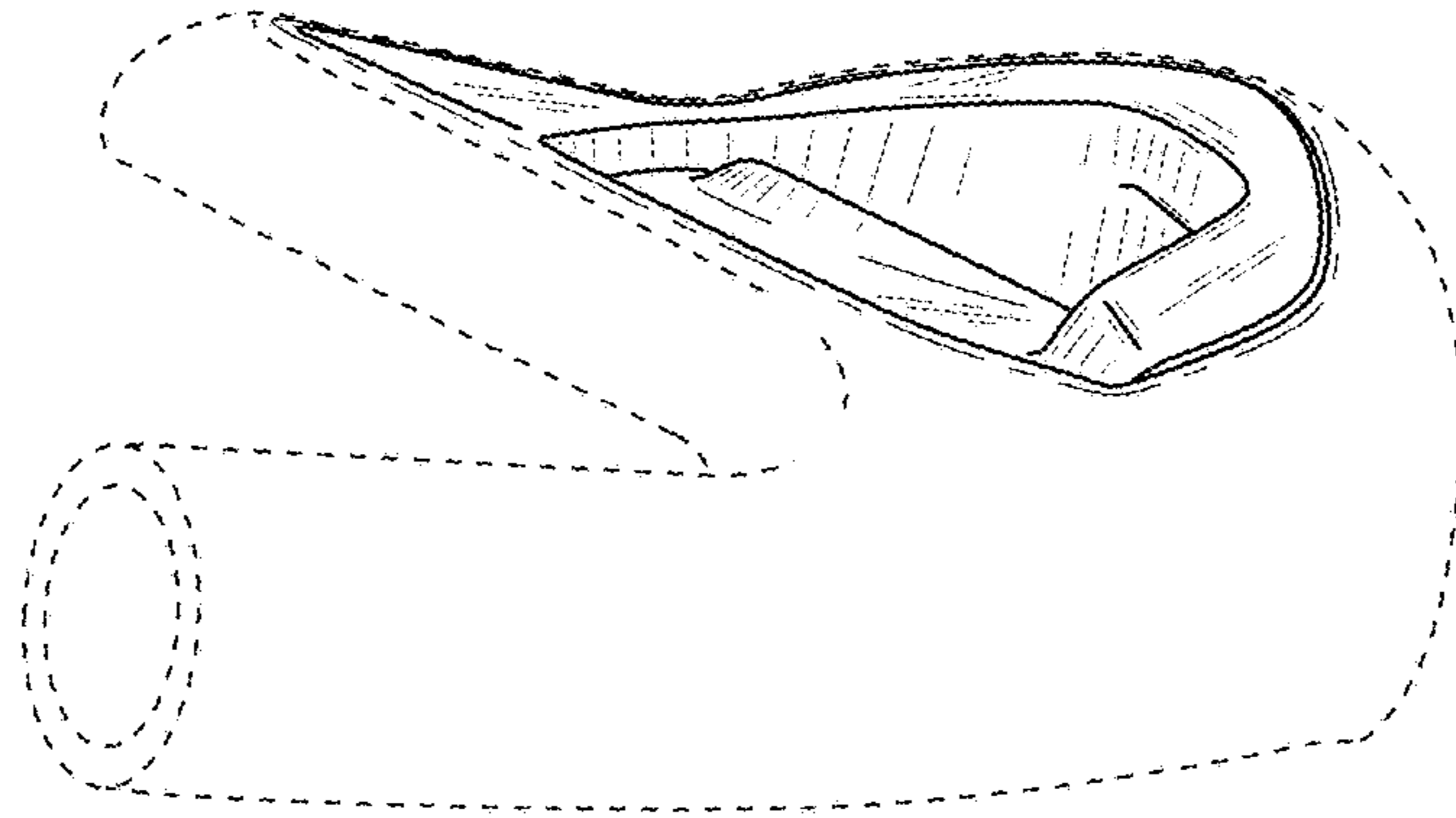


FIG. 7

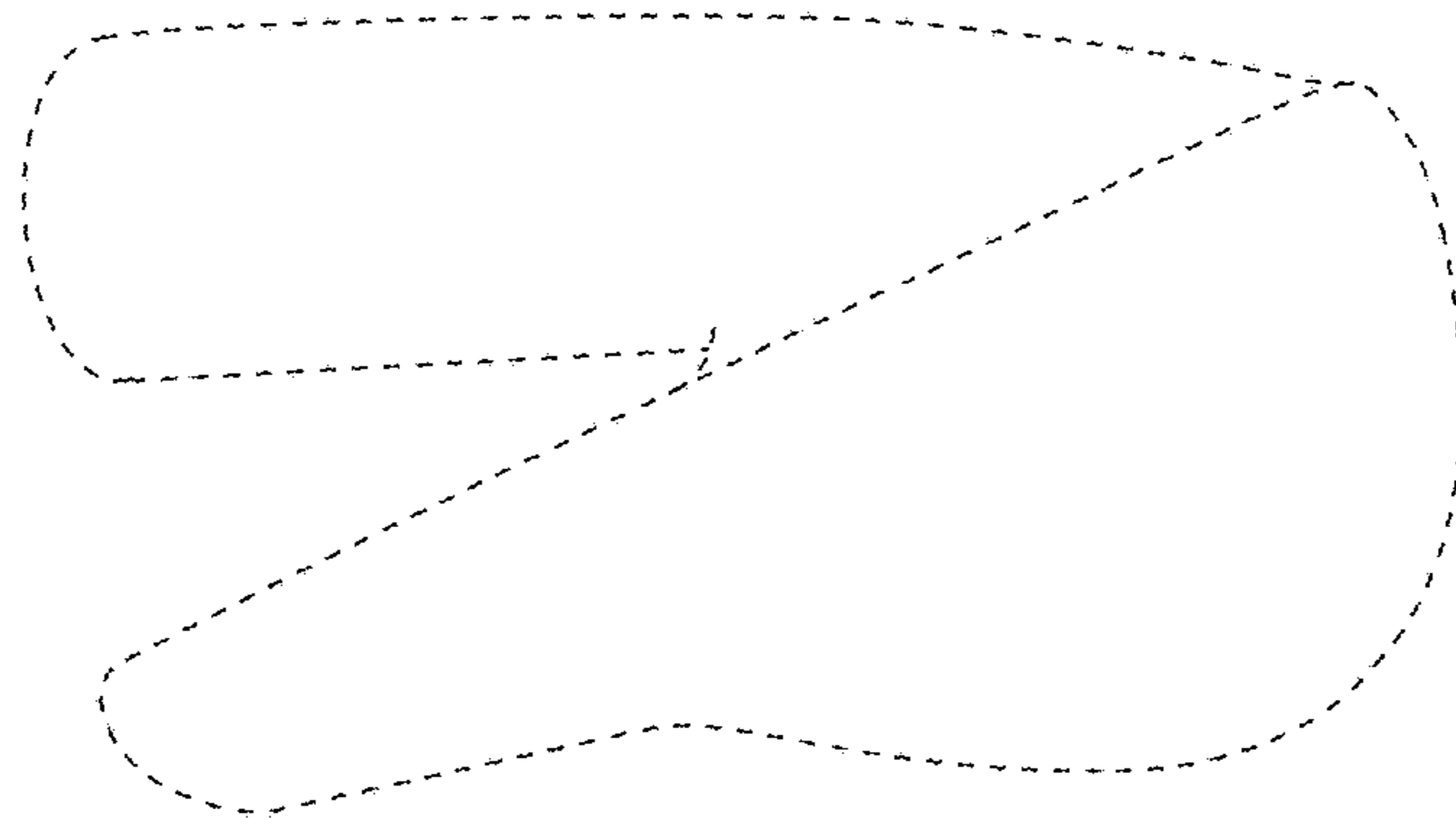


FIG. 6