



US00D867454S

(12) **United States Design Patent** (10) **Patent No.:** **US D867,454 S**
Zhang (45) **Date of Patent:** **** Nov. 19, 2019**

- (54) **PEN**
- (71) Applicant: **Beifa Group Co., Ltd.**, Ningbo (CN)
- (72) Inventor: **Youbin Zhang**, Ningbo (CN)
- (73) Assignee: **Beifa Group Co., Ltd.**, Ningbo (CN)
- (**) Term: **15 Years**
- (21) Appl. No.: **29/638,299**
- (22) Filed: **Feb. 26, 2018**
- (30) **Foreign Application Priority Data**
 - Aug. 29, 2017 (CN) 2017 3 0401380
- (51) **LOC (12) Cl.** **19-06**
- (52) **U.S. Cl.**
 - USPC **D19/164; D19/916**
- (58) **Field of Classification Search**
 - USPC D19/115-204; D14/411
 - CPC . B43K 5/005; B43K 7/12; B43K 8/04; B43K 8/06; B43K 19/00; B43K 19/02; B43K 19/14; B43K 21/006; B43K 21/06
 - See application file for complete search history.

- (56) **References Cited**
 - U.S. PATENT DOCUMENTS
 - D254,912 S * 5/1980 Ito D19/164
 - D258,217 S * 2/1981 Sakaoka D19/168
 - D259,792 S * 7/1981 Itoh D19/169
 - D266,769 S * 11/1982 Camps D19/169
 - D270,547 S * 9/1983 Bajusz D19/168
 - D277,393 S * 1/1985 Oyabu 401/202
 - D286,547 S * 11/1986 Koizumi D19/169
 - D286,790 S * 11/1986 Bove D19/164
 - D288,335 S * 2/1987 Renault D19/168
 - D288,450 S * 2/1987 Renault D19/168
 - D323,529 S * 1/1992 Rousseau D19/168
 - D323,673 S * 2/1992 Gomez D19/169

- D329,460 S * 9/1992 Rousseau D19/168
- D330,217 S * 10/1992 Booker D19/168
- D354,309 S * 1/1995 Lin D10/31
- D367,673 S * 3/1996 Compte D19/164
- D383,494 S * 9/1997 Polenberg D19/168
- D410,029 S * 5/1999 Melnick D19/168
- D452,270 S * 12/2001 Mershon D19/124
- D454,584 S * 3/2002 Mershon D19/129
- D467,614 S * 12/2002 Pellissa Beneyto D19/170
- D478,350 S * 8/2003 Furlong D19/164
- D547,375 S * 7/2007 Gerules D19/168
- D612,423 S * 3/2010 Suero, Jr. D19/164
- D612,424 S * 3/2010 Suero, Jr. D19/164
- D622,768 S * 8/2010 Tissier D19/164
- D628,633 S * 12/2010 Zhang D19/164
- D628,646 S * 12/2010 Zhano D19/164
- D650,442 S * 12/2011 Kim D19/168

(Continued)

Primary Examiner — Elizabeth A. Albert
(74) *Attorney, Agent, or Firm* — Seed Intellectual Property Law Group LLP

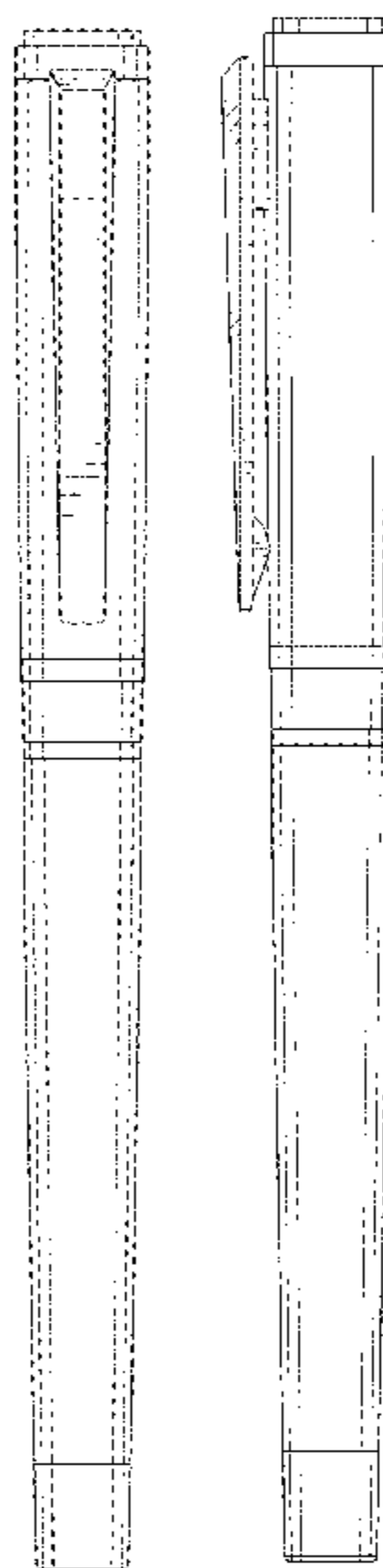
(57) **CLAIM**

The ornamental design for a pen, as shown and described.

DESCRIPTION

FIG. 1 is a front right perspective view of a pen showing my new design.
 FIG. 2 is a front elevation view thereof.
 FIG. 3 is a rear elevation view thereof.
 FIG. 4 is a right side elevation view thereof, with the left side elevation view being a mirror image of the right side elevation view.
 FIG. 5 is a top plan view thereof.
 FIG. 6 is a bottom plan view thereof.
 FIG. 7 is an enlarged top plan view thereof; and,
 FIG. 8 is an enlarged bottom plan view thereof.
 The broken lines shown in FIGS. 5-8 define bounds of the claimed design and form no part thereof.

1 Claim, 3 Drawing Sheets



(56)

References Cited

U.S. PATENT DOCUMENTS

| | | | |
|--------------|--------|----------------|---------|
| D657,820 S * | 4/2012 | Bruzzi | D19/150 |
| D662,986 S * | 7/2012 | Liu | D19/169 |
| D682,353 S * | 5/2013 | Kermoal | D19/164 |
| D698,864 S * | 2/2014 | Watase | D19/164 |
| D700,656 S * | 3/2014 | Schweig | D19/168 |
| D707,291 S * | 6/2014 | Kermoal | D19/164 |
| D728,689 S * | 5/2015 | Ikeda | D19/168 |
| D816,165 S * | 4/2018 | Haug | D19/163 |
| D822,110 S * | 7/2018 | Marechal | D19/127 |
| D825,661 S * | 8/2018 | Zavada | D19/164 |

* cited by examiner

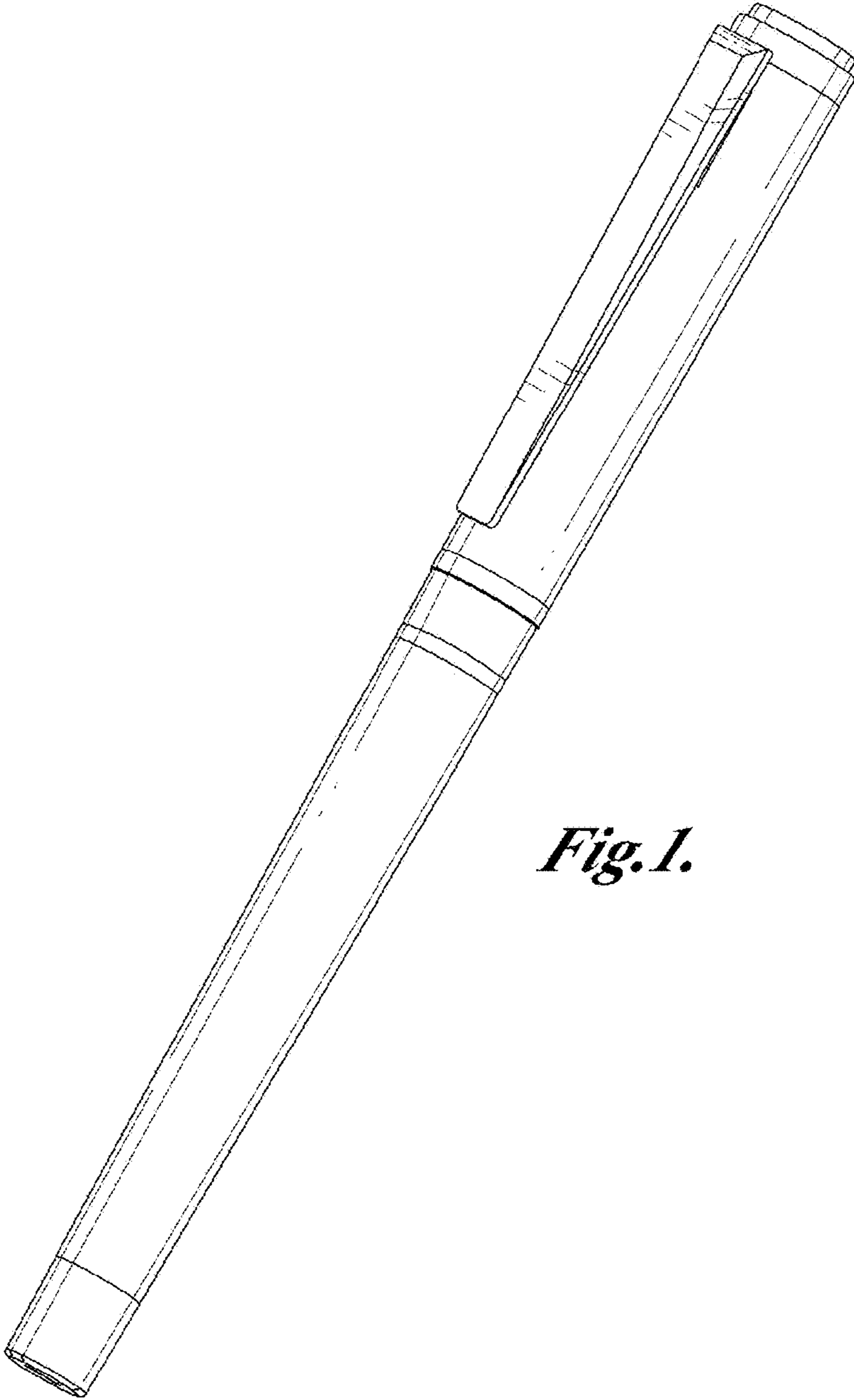


Fig. 1.

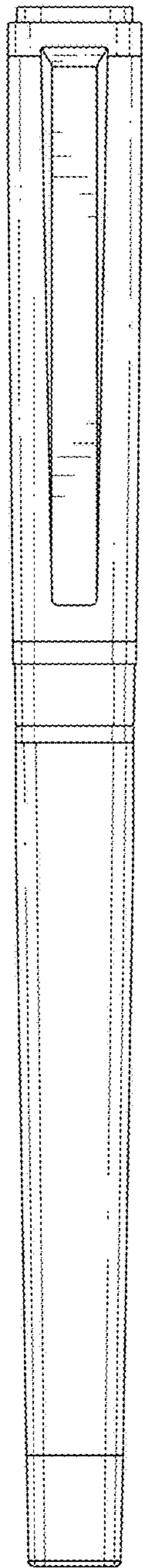


Fig. 2.

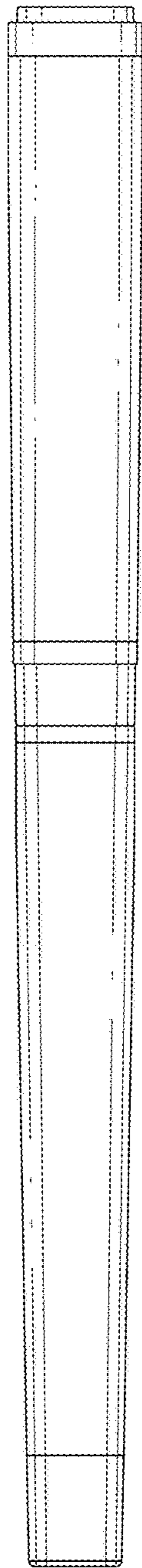


Fig. 3.

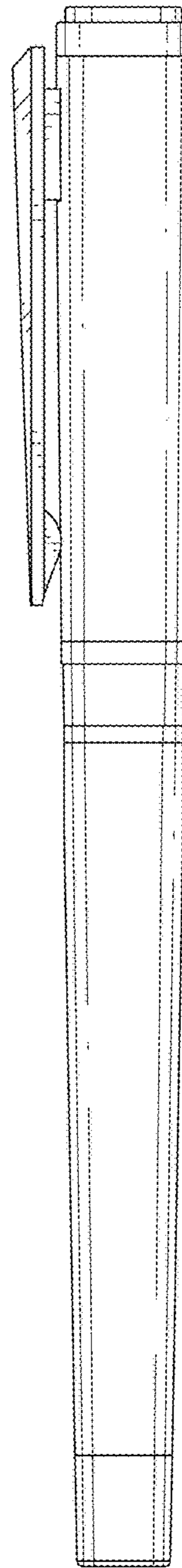


Fig. 4.

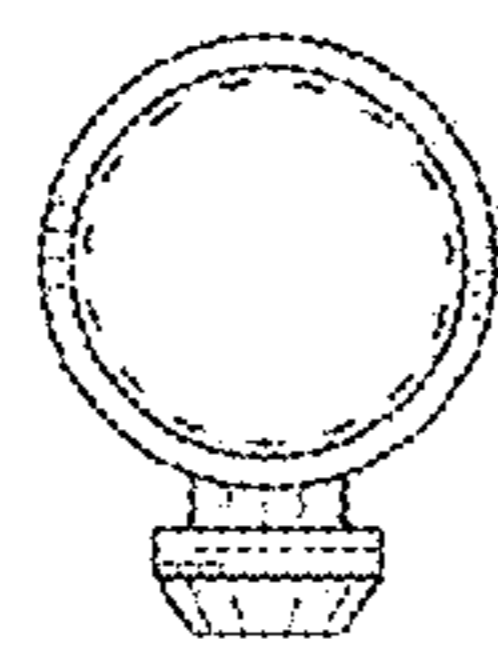


Fig. 5.

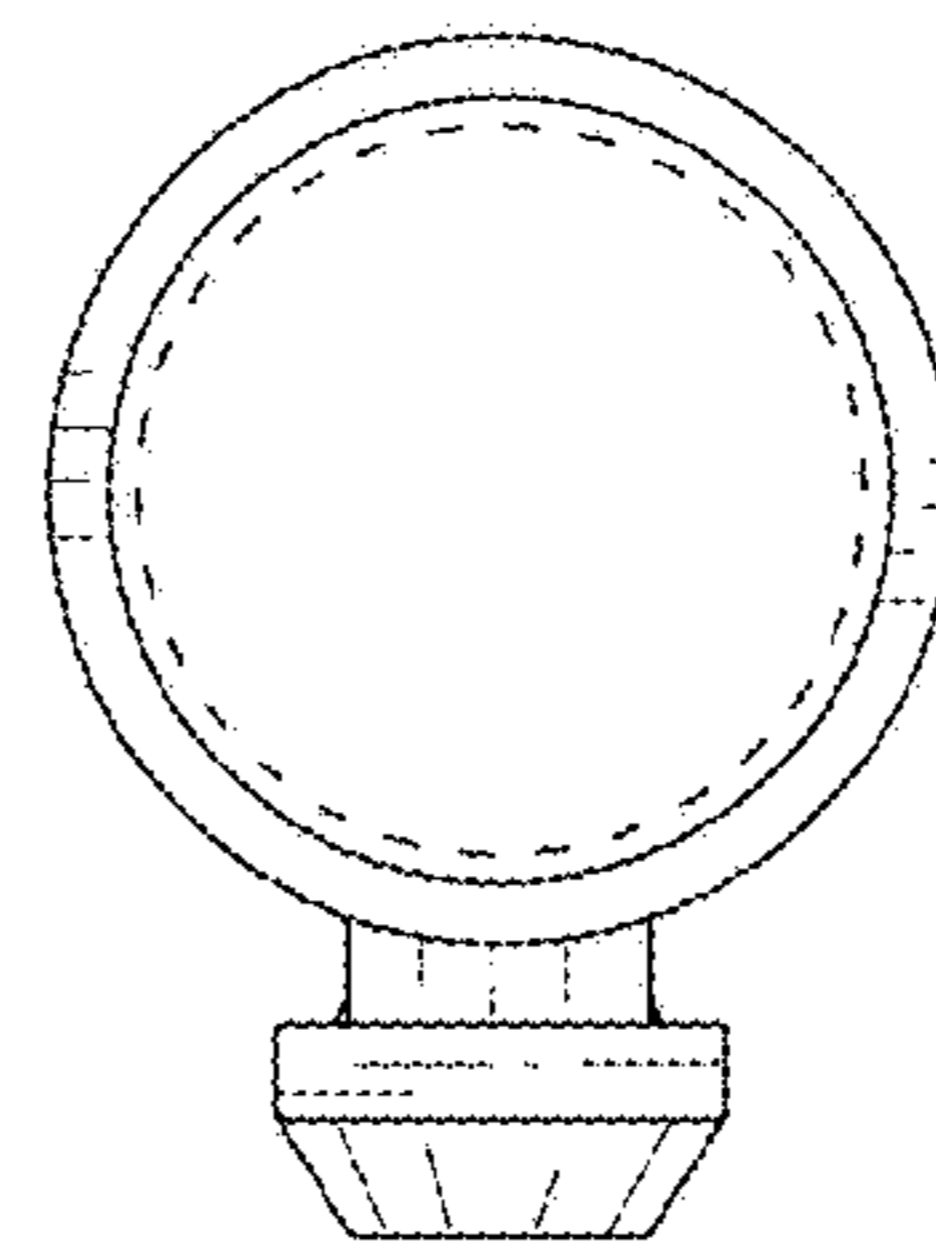


Fig. 7.

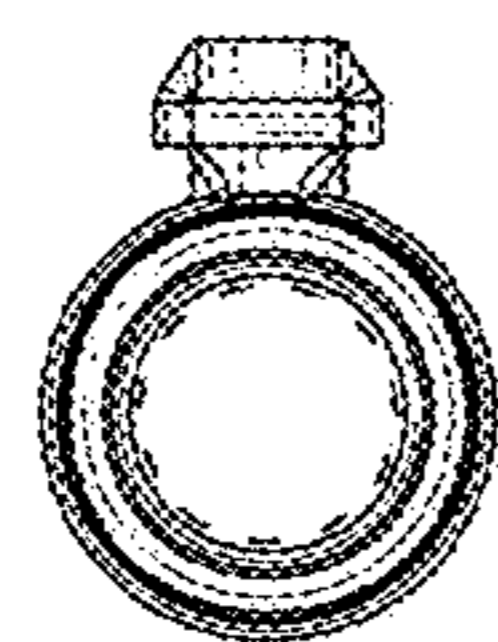


Fig. 6.

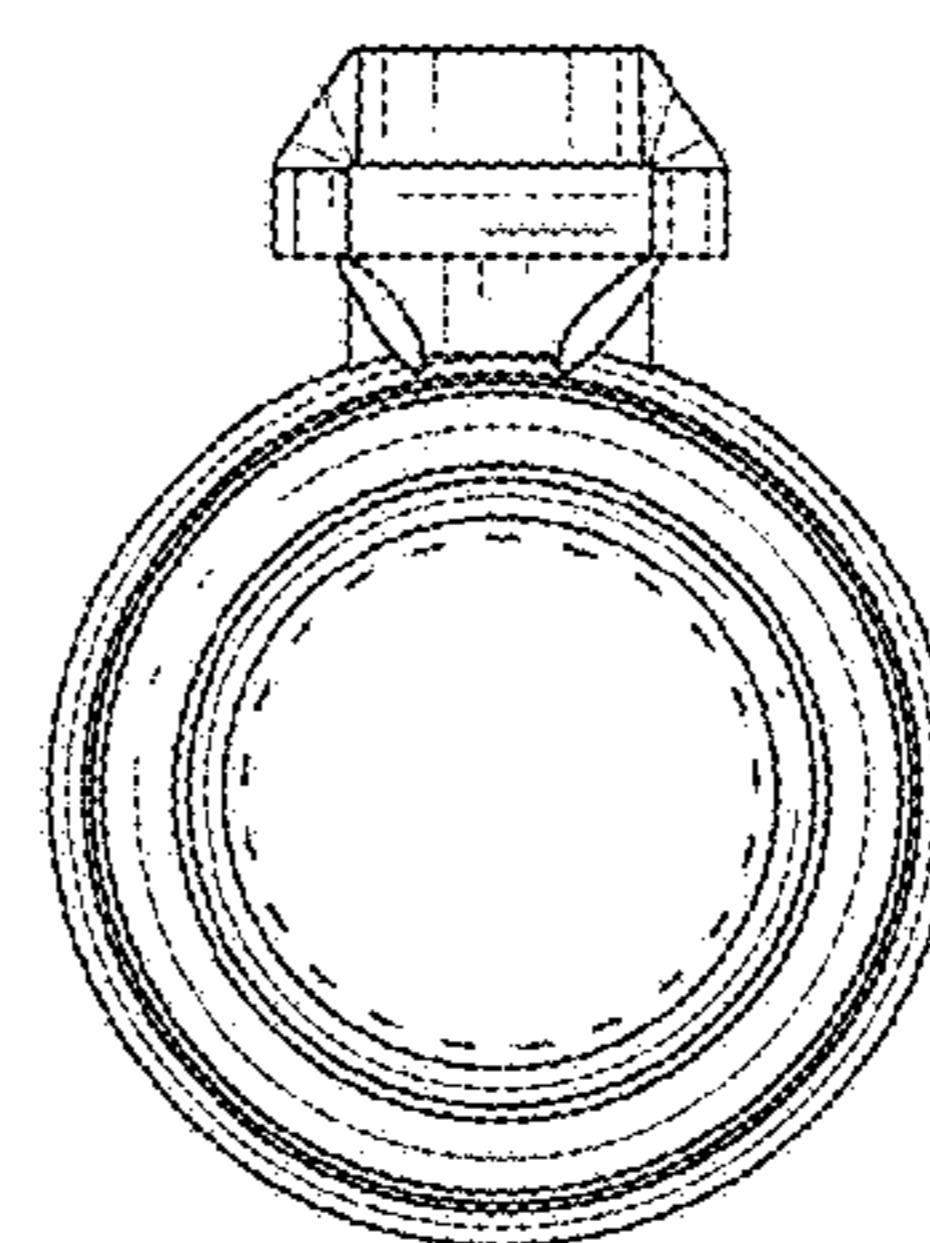


Fig. 8.