



US00D867452S

(12) **United States Design Patent**
Morris

(10) **Patent No.:** **US D867,452 S**

(45) **Date of Patent:** **** Nov. 19, 2019**

(54) **WRITING BOARD**

(71) Applicant: **Kent Displays Inc.**, Kent, OH (US)

(72) Inventor: **Hunter Morris**, Kent, OH (US)

(73) Assignee: **Kent Displays Inc.**, Kent, OH (US)

(**) Term: **15 Years**

(21) Appl. No.: **29/627,247**

(22) Filed: **Nov. 24, 2017**

(30) **Foreign Application Priority Data**

May 24, 2017 (CN) 2017 3 01989129

(51) **LOC (12) Cl.** **19-06**

(52) **U.S. Cl.**
USPC **D19/113**

(58) **Field of Classification Search**
USPC D6/300-314; D19/113, 114; D20/27,
D20/29, 42, 43; D14/341, 342, 371, 373,
D14/374, 448, 450
CPC A47G 1/06; A47G 1/0616; A47G 1/0638;
A47G 2001/0694; B43L 1/00; B43L 1/06;
B43L 5/00; G09F 15/00; G09F 15/02;
G09F 15/0012

See application file for complete search history.

(56) **References Cited**

U.S. PATENT DOCUMENTS

67,245 A * 7/1867 Alcorn B43L 1/00
434/415
D122,771 S * 10/1940 Doner D6/300
2,347,176 A * 4/1944 Doner A47G 1/215
248/469
D138,526 S * 8/1944 Spaldo D6/300
3,171,223 A * 3/1965 Josephson G09F 15/0012
40/530

3,478,997 A * 11/1969 Goss A47G 1/215
248/201
3,665,628 A * 5/1972 Dammond A47G 1/0638
40/790
D250,504 S * 12/1978 Kliot D6/300
4,187,630 A * 2/1980 Giulie A47G 1/0611
40/757
4,277,903 A * 7/1981 Crossot A47G 1/1606
40/757
D360,078 S * 7/1995 Sarkisian D6/300
D364,507 S * 11/1995 Schwartz D6/300
5,647,156 A * 7/1997 Hull G09F 1/10
283/34
5,743,414 A * 4/1998 Baudino B43K 23/001
211/69.1
6,364,126 B1 * 4/2002 Enriquez G09F 1/10
211/10
6,802,145 B2 * 10/2004 Sparkowski G09F 7/18
40/606.18
D586,395 S * 2/2009 Kang D19/113
D589,089 S * 3/2009 Loerakker D19/113
D636,390 S * 4/2011 Andre D14/341
D687,493 S * 8/2013 Rippinger D19/113

(Continued)

Primary Examiner — Elizabeth A. Albert

(74) *Attorney, Agent, or Firm* — Serbinowski, LLC

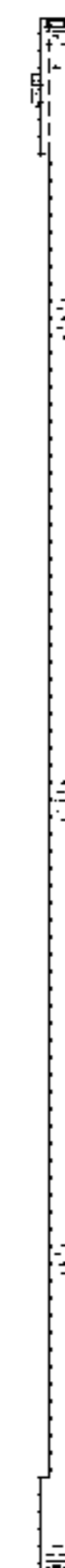
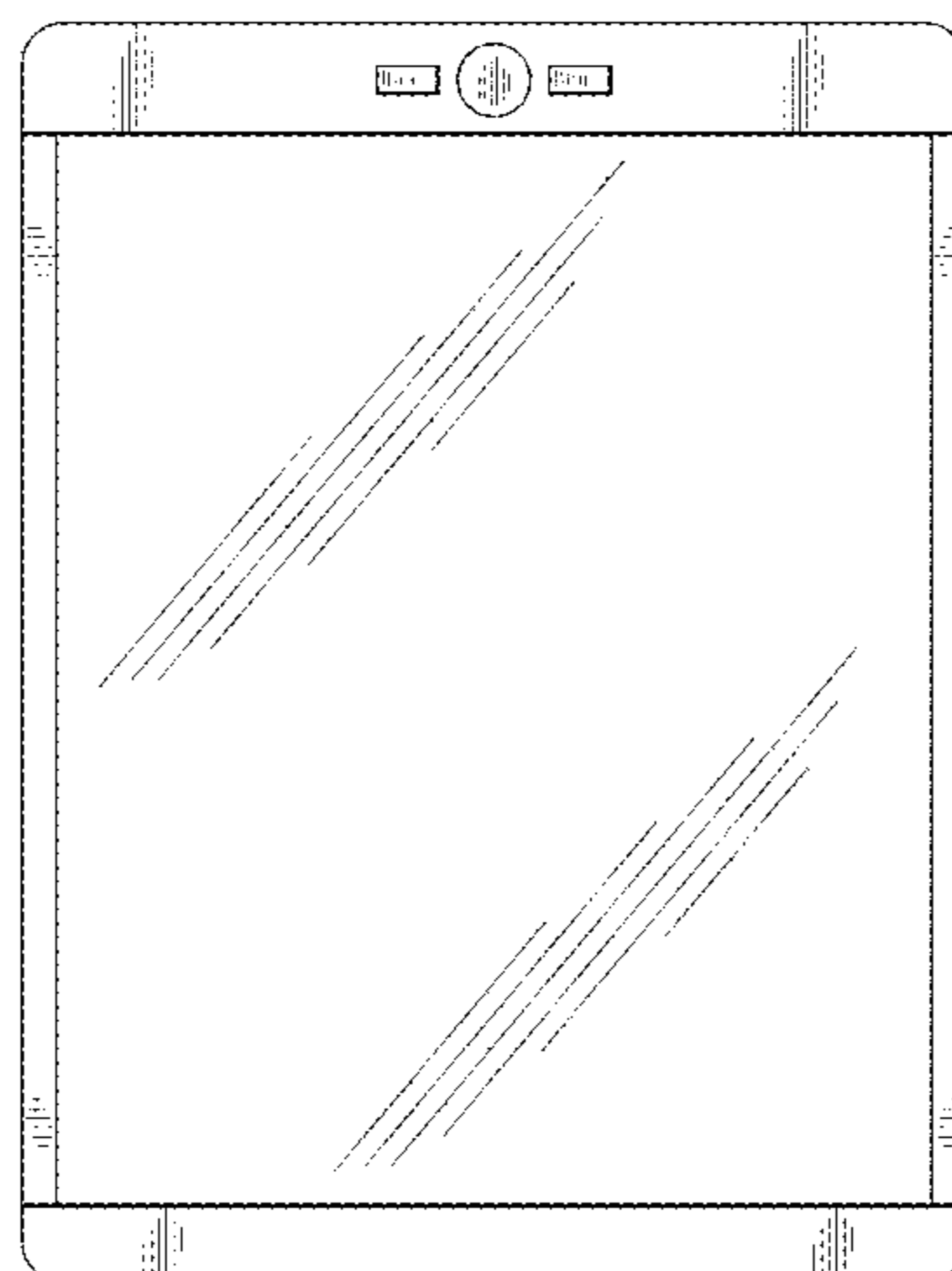
(57) **CLAIM**

The ornamental design for a writing board, as shown and described.

DESCRIPTION

FIG. 1 is a front view of a writing board of my new design;
FIG. 2 is a top view thereof;
FIG. 3 is a bottom view thereof;
FIG. 4 is a left side view thereof; and,
FIG. 5 is a right side view thereof.
The broken lines in the drawings are included for the purpose of showing features of the writing board that form no part of the claimed design.

1 Claim, 5 Drawing Sheets



(56)

References Cited

U.S. PATENT DOCUMENTS

D733,710 S * 7/2015 Huebner D14/341
9,143,127 B2 * 9/2015 Tamura H03K 17/962
D747,412 S * 1/2016 Sachs D19/113
D768,783 S * 10/2016 Champagne D20/42
D785,706 S * 5/2017 Hoch D19/113
D792,518 S * 7/2017 Sachs D19/113
D812,050 S * 3/2018 Mitchell D14/341
D841,645 S * 2/2019 Huebner D14/341
2002/0160352 A1 * 10/2002 Beno B43L 1/00
434/408
2014/0263930 A1 * 9/2014 Huebner F16M 11/10
248/558

* cited by examiner




FIG. 1

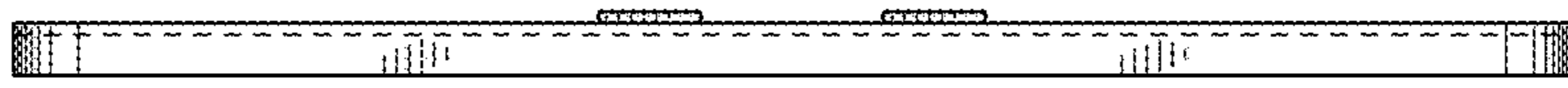


FIG. 2

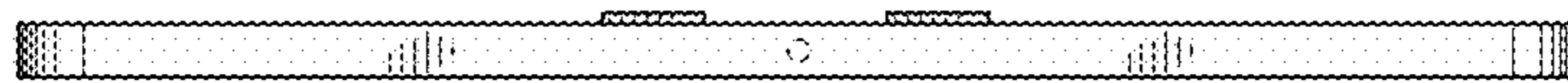


FIG. 3



FIG. 4



FIG. 5