

US00D867450S

(12) **United States Design Patent** (10) **Patent No.:** **US D867,450 S**
Maiman et al. (45) **Date of Patent:** **** Nov. 19, 2019**

(54) **TRANSACTION CARD**

2033/04; B42D 2033/08; B42D 2033/10;
B42D 2033/18; B42D 2033/20–22; B42D
2033/28; B42D 2033/30

(71) Applicant: **Capital One Services, LLC**, McLean,
VA (US)

See application file for complete search history.

(72) Inventors: **Tyler Maiman**, Melville, NY (US);
Daniel Herrington, New York, NY
(US); **Stephen Schneider**, Midlothian,
VA (US)

(56) **References Cited**

U.S. PATENT DOCUMENTS

(73) Assignee: **CAPITAL ONE SERVICES, LLC**,
McLean, VA (US)

7,273,234	B1	9/2007	Collins et al.	
D604,359	S *	11/2009	Santos D19/9
D767,024	S *	9/2016	O'Shea D19/10
D803,313	S *	11/2017	Cepress D19/10
2010/0276920	A1	11/2010	Woodman et al.	

(**) Term: **15 Years**

* cited by examiner

(21) Appl. No.: **29/668,252**

Primary Examiner — Abraham Bahta

(22) Filed: **Oct. 29, 2018**

(51) **LOC (12) Cl.** **19-08**

(57) **CLAIM**

(52) **U.S. Cl.**
USPC **D19/9**

The ornamental design for a transaction card, as shown and described.

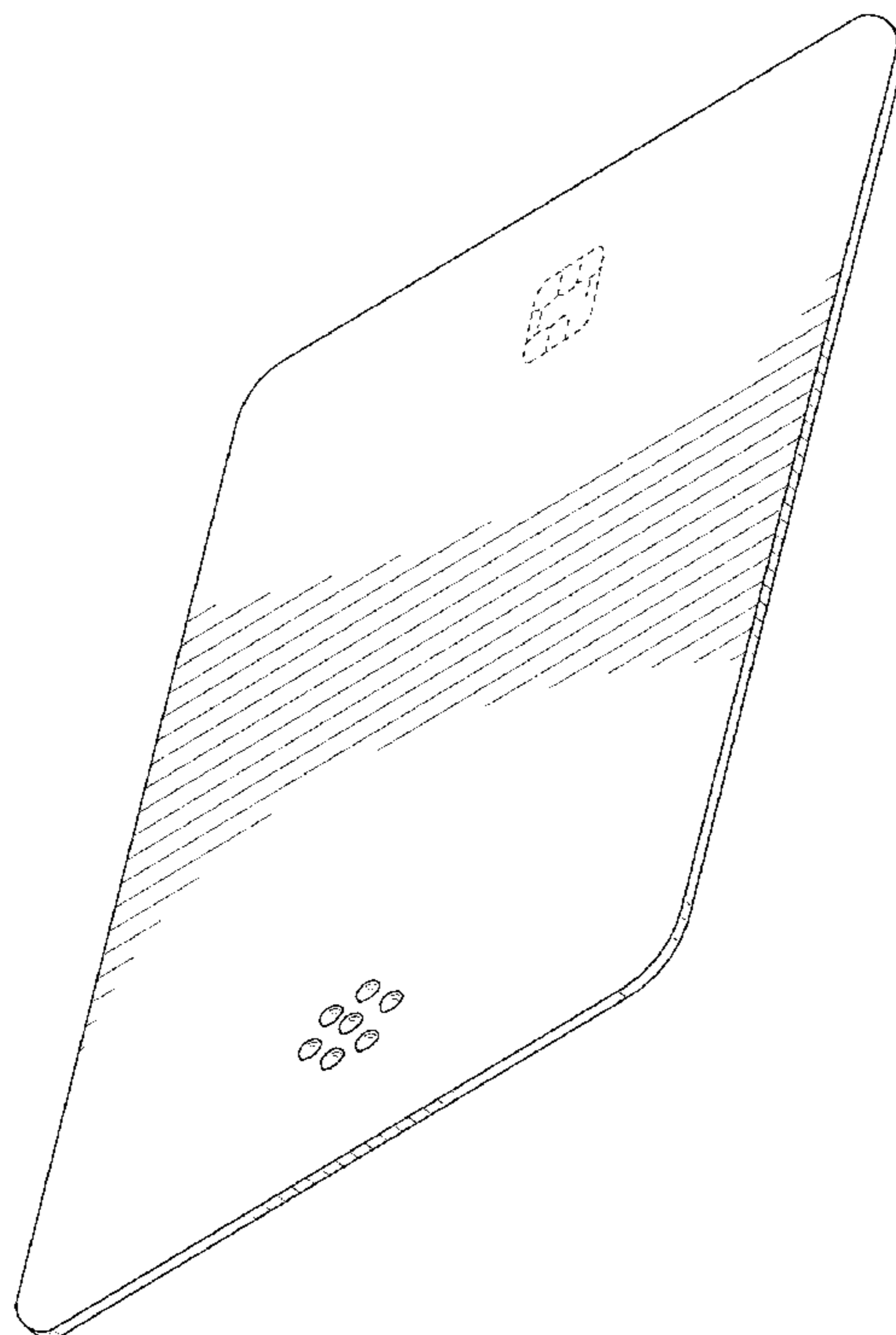
(58) **Field of Classification Search**

DESCRIPTION

USPC D19/1–12, 20–34, 100;
40/124.01–124.15, 672, 661, 726, 776,
40/617; 283/72, 74–75, 103, 105–117,
283/82, 70, 94, 81, 904; 206/449, 815;
D21/385; D20/10, 22, 27, 40, 42, 11;
D14/435–437; 235/380–382, 487, 493,
235/488; D6/613, 583
CPC .. B42D 15/022; B42D 15/042; B42D 15/027;
B42D 15/045; B42D 15/00; B42D 25/29;
B42D 25/00; B42D 25/20; B42D 25/30;
B42D 2033/00; B42D 2033/02; B42D

FIG. 1 is an isometric view of our new design;
FIG. 2 is a top view of the design of FIG. 1;
FIG. 3 is a bottom view and of the design of FIG. 1;
FIG. 4 is a first side view of the design of FIG. 1;
FIG. 5 is a second side view of the design of FIG. 1; and,
FIG. 6 is a first end view and a second end view of the design
of FIG. 1.

1 Claim, 5 Drawing Sheets



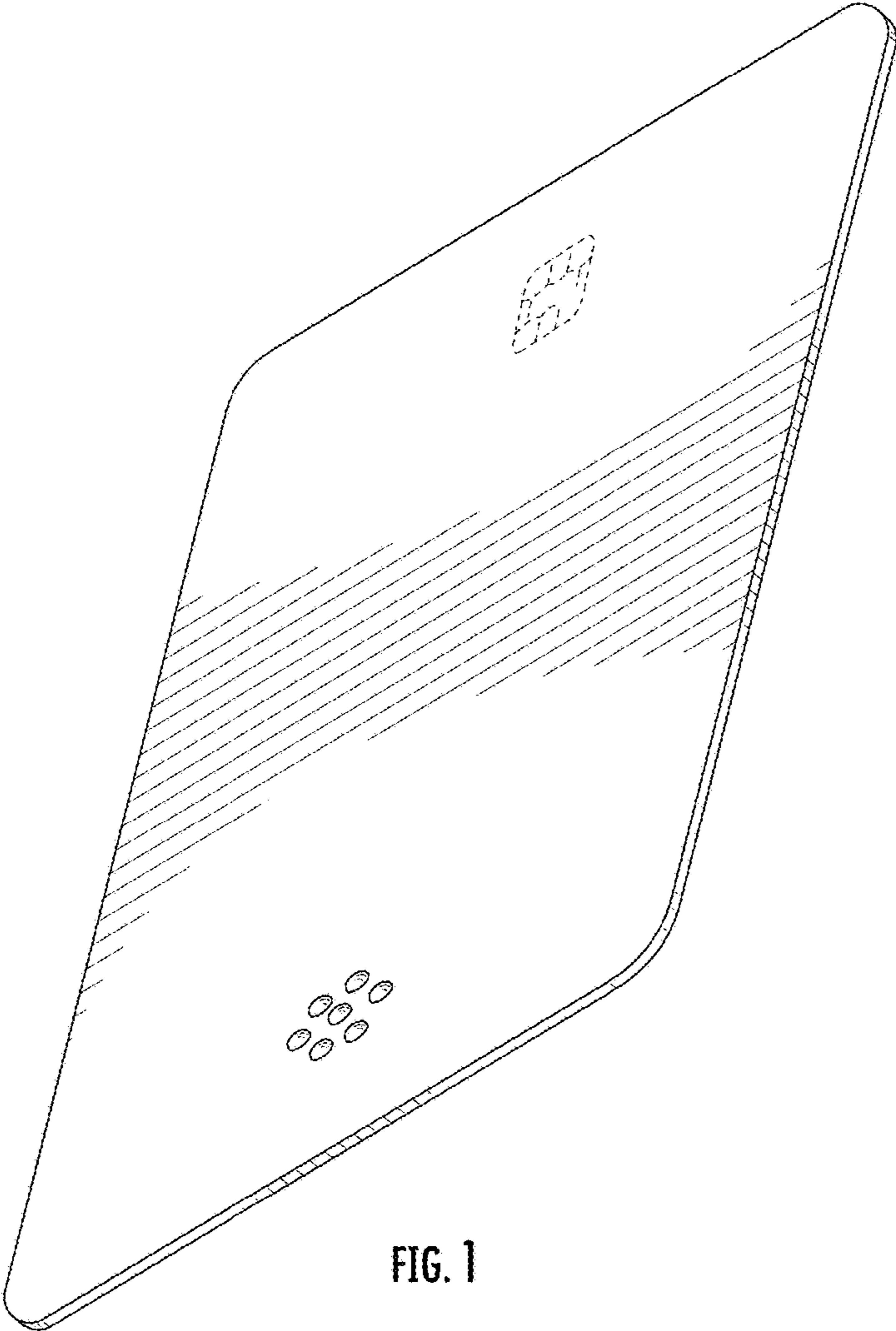


FIG. 1

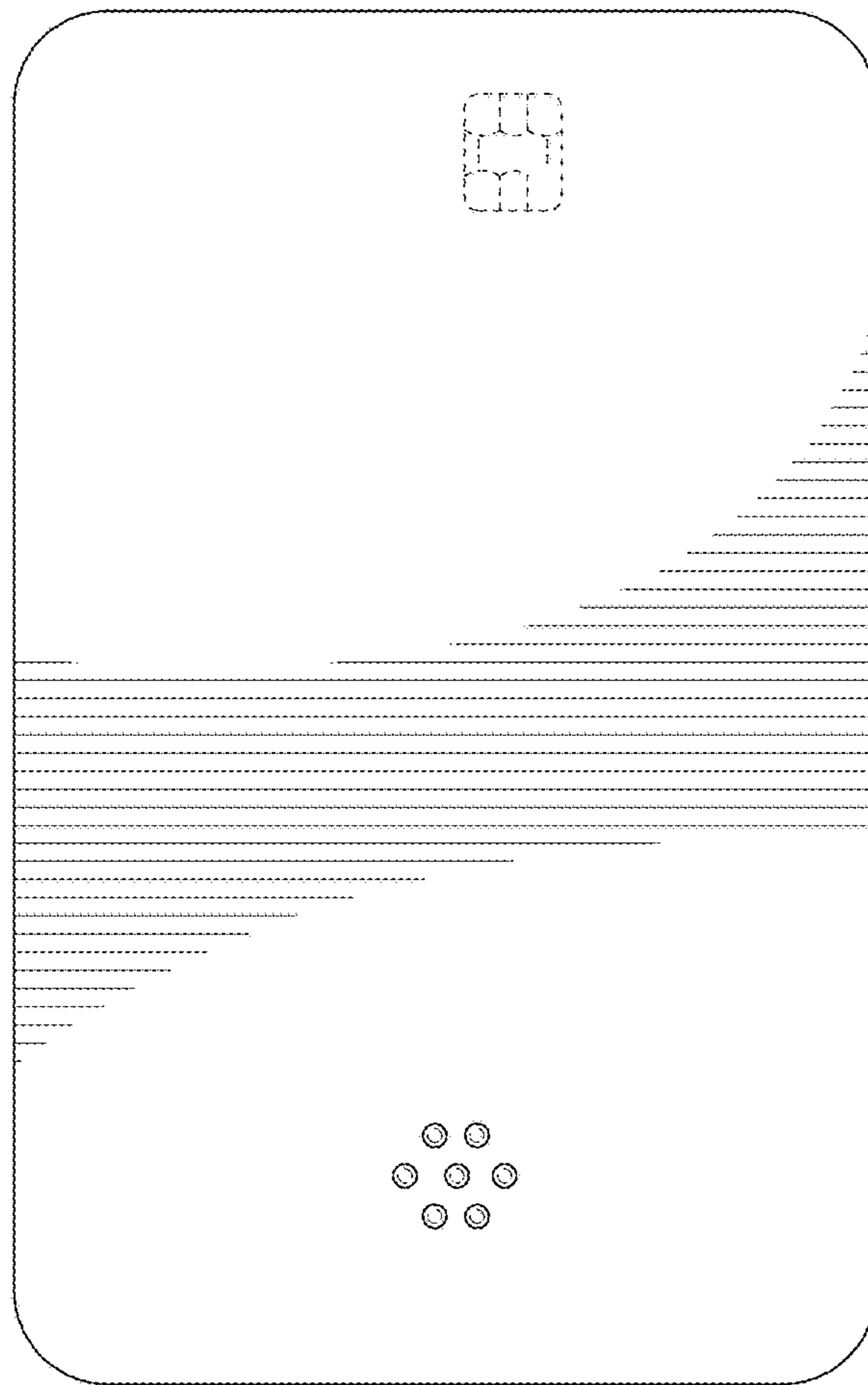


FIG. 2




FIG. 3

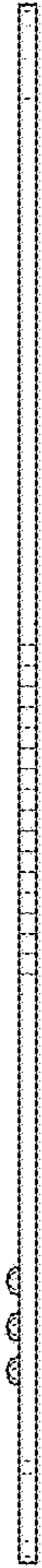


FIG. 4



FIG. 5



FIG. 6