



US00D867378S

(12) **United States Design Patent** (10) **Patent No.:** **US D867,378 S**
Ang (45) **Date of Patent:** **** Nov. 19, 2019**

(54) **DISPLAY SCREEN WITH A GRAPHICAL USER INTERFACE FOR MEDICAL SOFTWARE**

(71) Applicant: **Brainlab AG**, Munich (DE)

(72) Inventor: **Julian Ang**, Munich (DE)

(73) Assignee: **BRAINLAB AG**, Munich (DE)

(**) Term: **15 Years**

(21) Appl. No.: **29/629,971**

(22) Filed: **Dec. 18, 2017**

(30) **Foreign Application Priority Data**

Jun. 20, 2017 (EM) 004058055

(51) **LOC (12) Cl.** **14-04**

(52) **U.S. Cl.**
USPC **D14/486**

(58) **Field of Classification Search**
USPC D14/485-495
CPC .. A61B 5/02; A61B 8/46; G06F 19/34; G06F 19/3418; G06F 19/3406; G06T 2207/30004
See application file for complete search history.

(56) **References Cited**

U.S. PATENT DOCUMENTS

5,796,402	A *	8/1998	Ellison-Taylor	G09G 5/14 715/792
D468,322	S *	1/2003	Walker	D14/486
D468,748	S *	1/2003	Inagaki	D14/486
D474,198	S *	5/2003	Barnes	D14/486
D502,184	S *	2/2005	Glezer	D14/486
D548,242	S *	8/2007	Viegers	D14/487
D548,743	S *	8/2007	Takahashi	D14/486
D614,191	S *	4/2010	Takano	D14/486
D626,137	S *	10/2010	McLaughlin	D14/486

D636,784	S *	4/2011	Loken	D14/486
D667,023	S *	9/2012	Friedlander	D14/487
D693,841	S *	11/2013	Velasco	D14/488
D712,923	S *	9/2014	Lee	D14/488
D718,776	S *	12/2014	Hobbs	D14/486
D722,322	S *	2/2015	Strayle	D14/486
D722,612	S *	2/2015	Lee	D14/486
D726,746	S *	4/2015	Poston	D14/486
D732,549	S *	6/2015	Kim	D14/485
D733,724	S *	7/2015	Kim	D14/486
D733,725	S *	7/2015	Seo	D14/486
D733,726	S *	7/2015	Seo	D14/486
D733,733	S *	7/2015	Bae	D14/486
D735,220	S *	7/2015	Seo	D14/486
D736,803	S *	8/2015	Kim	D14/486
D743,443	S *	11/2015	Miura	D14/491

(Continued)

Primary Examiner — Darlington Ly

Assistant Examiner — Katherine A Holbrow

(74) *Attorney, Agent, or Firm* — Middleton Reutlinger

(57) **CLAIM**


The ornamental design for a display screen with a graphical user interface for medical software, as shown and described.

DESCRIPTION

FIG. 1 is a front view of a display screen with a graphical user interface for medical software, showing a first embodiment of the new design;
FIG. 2 is a second embodiment thereof;
FIG. 3 is a third embodiment thereof;
FIG. 4 is a fourth embodiment thereof; and,
FIG. 5 is a fifth embodiment thereof.

The broken line immediately adjacent to the outer edge perimeter of the graphical user interface shows a display screen, and forms no part of the claimed design. All other broken lines showing portions of the graphical user interface depict portions of the article and form no part of the claimed design.

1 Claim, 5 Drawing Sheets



(56)

References Cited

U.S. PATENT DOCUMENTS

D746,842	S *	1/2016	Kadosh	D14/486
D749,111	S *	2/2016	Trusz	D14/486
D754,681	S *	4/2016	Giles	D14/485
D758,400	S *	6/2016	Chang	D14/486
D765,138	S *	8/2016	Moriya	D14/488
D766,949	S *	9/2016	Johnson	D14/486
D772,900	S *	11/2016	Kim	D14/486
D774,077	S *	12/2016	Donnelly	D14/488
D810,104	S *	2/2018	Schuh	D14/486
D814,480	S *	4/2018	Muller	D14/485
D819,657	S *	6/2018	Muller	D14/485
D842,313	S *	3/2019	Kagan	D14/485
D851,114	S *	6/2019	Schulz	D14/486
2004/0268413	A1 *	12/2004	Reid	G06Q 30/02 725/131
2005/0044485	A1 *	2/2005	Mondry	G06Q 10/043 715/247
2008/0082938	A1 *	4/2008	Buczek	G06F 17/245 715/784
2015/0213211	A1 *	7/2015	Zaleski	G06F 16/9535 715/753

* cited by examiner

FIG. 1

FIG. 2

🏠			👁️	☀️	👁️	👁️		👁️				👁️		
👁️			👁️	☀️	👁️	👁️	👁️	👁️	👁️	👁️	👁️	👁️		
👁️			👁️	☀️	👁️	👁️	👁️	👁️	👁️	👁️	👁️	👁️		

FIG. 3




FIG. 4

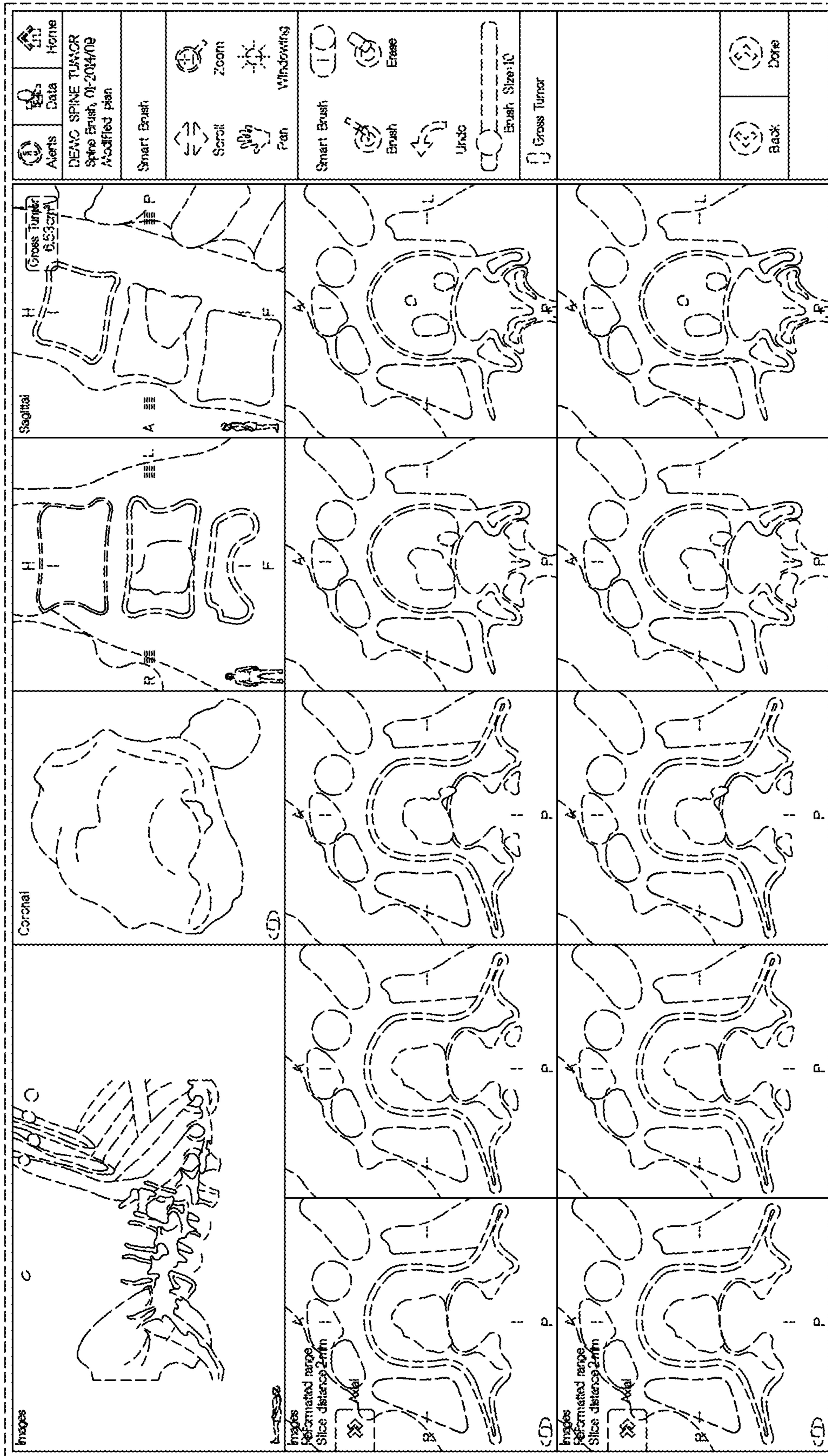


FIG. 5